

US00D509991S

(12) **United States Design Patent** (10) **Patent No.:** **US D509,991 S**
Costello et al. (45) **Date of Patent:** **** Sep. 27, 2005**

(54) **HANDLE FOR KITCHEN UTENSIL**

(75) Inventors: **John Costello**, Wellesley, MA (US);
Alexandre Hennen, Cambridge, MA
(US); **Jo Frances Wollschlaeger**,
Allston, MA (US)

(73) Assignee: **WKI Holding Company, Inc.**, Reston,
VA (US)

(**) Term: **14 Years**

(21) Appl. No.: **29/196,976**

(22) Filed: **Jan. 8, 2004**

(51) **LOC (8) Cl.** **07-04**

(52) **U.S. Cl.** **D7/395**

(58) **Field of Search** D7/393-395, 680-697,
D7/642-664; 30/322-328; 16/110.1, 430,
431; 294/7, 8

D448,973 S 10/2001 Hay et al.
D452,996 S * 1/2002 Prince et al. D7/395
D468,157 S 1/2003 Siegel et al.
D484,740 S * 1/2004 Hay D7/395
2003/0111089 A1 6/2003 Gilbert et al.

OTHER PUBLICATIONS

Photograph of Emerilware kitchen utensils.
Photograph of OXO Good Grips kitchen utensils.
Photograph of Copco:Professional kitchen utensils.
Photograph of Kitchen Aid Basting Spoon.

* cited by examiner

Primary Examiner—Terry A. Wallace
(74) *Attorney, Agent, or Firm*—Seyfarth Shaw LLP

(57) **CLAIM**

The ornamental design for the handle for kitchen utensil, as shown and described.

DESCRIPTION

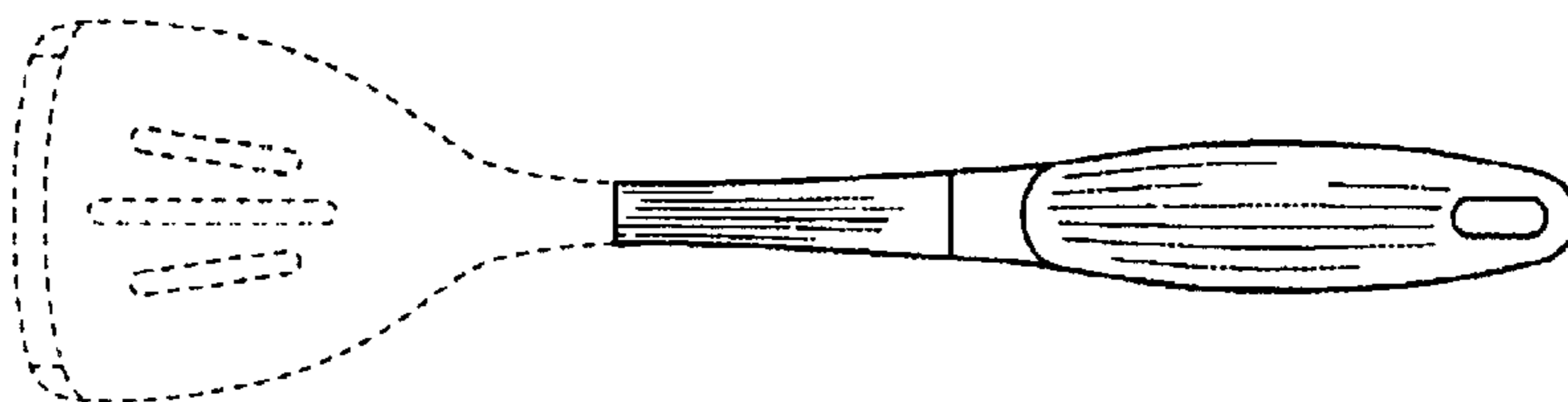
FIG. 1 is a perspective view of the handle for kitchen utensil showing our new design;
FIG. 2 is a rear elevational view thereof;
FIG. 3 is a front elevational view thereof;
FIG. 4 is a side elevational view thereof, the other side being identical;
FIG. 5 is a top plan view thereof; and,
FIG. 6 is a bottom plan view thereof.
The dashed lines in the figures are not part of the claimed design.

1 Claim, 2 Drawing Sheets

(56) **References Cited**

U.S. PATENT DOCUMENTS

1,807,279 A 10/1929 Byrnes
D201,565 S * 7/1965 Hvale D7/395
D205,540 S 8/1966 Latham
4,536,910 A 8/1985 Clark
D306,115 S 2/1990 Zimmerman
5,573,292 A 11/1996 Citino
5,737,803 A 4/1998 Tisdale
D432,354 S * 10/2000 Wagner D7/395
D433,602 S 11/2000 Yu
6,247,736 B1 6/2001 Esterson et al.



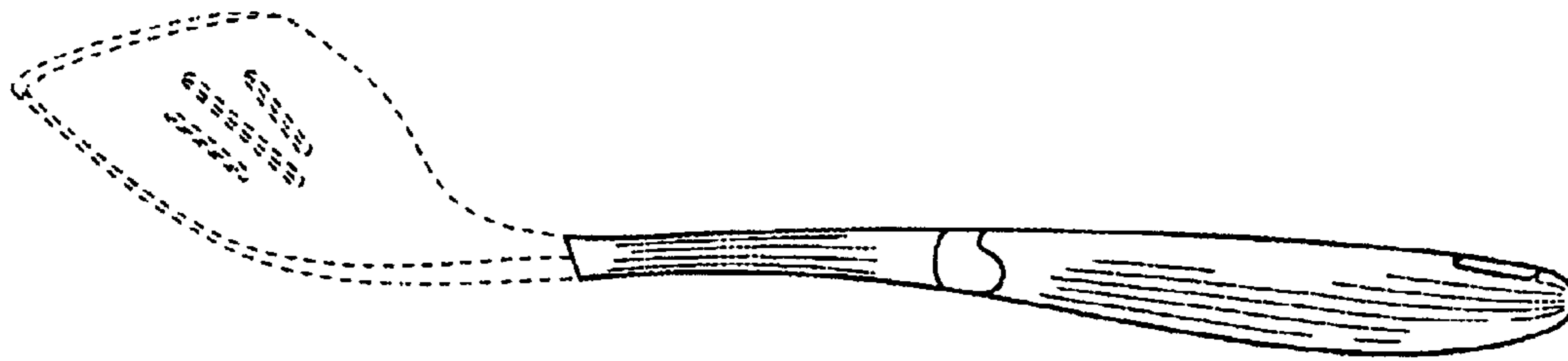


FIG. 1

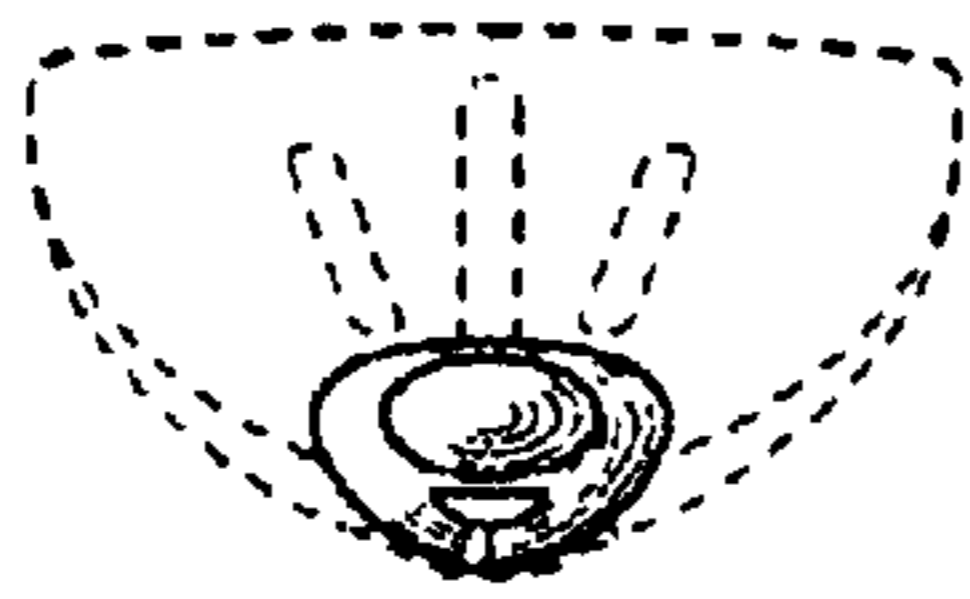


FIG. 2

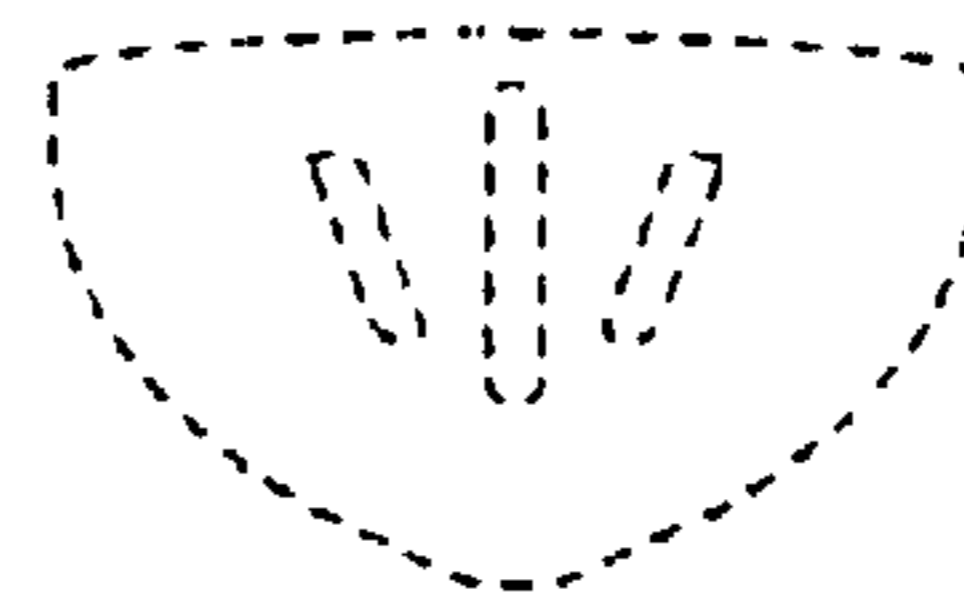


FIG. 3



FIG. 4

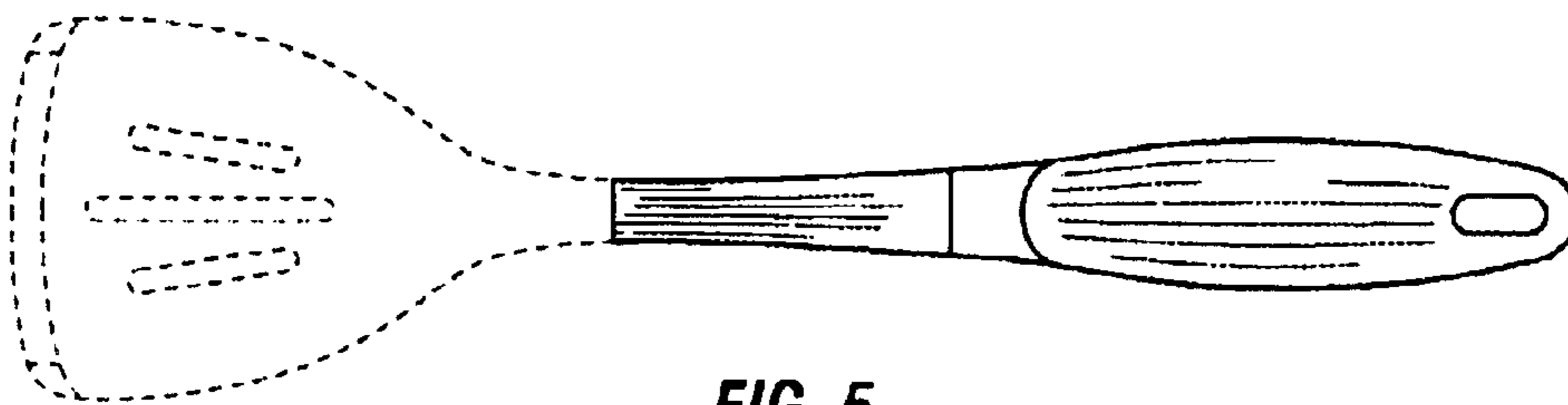


FIG. 5

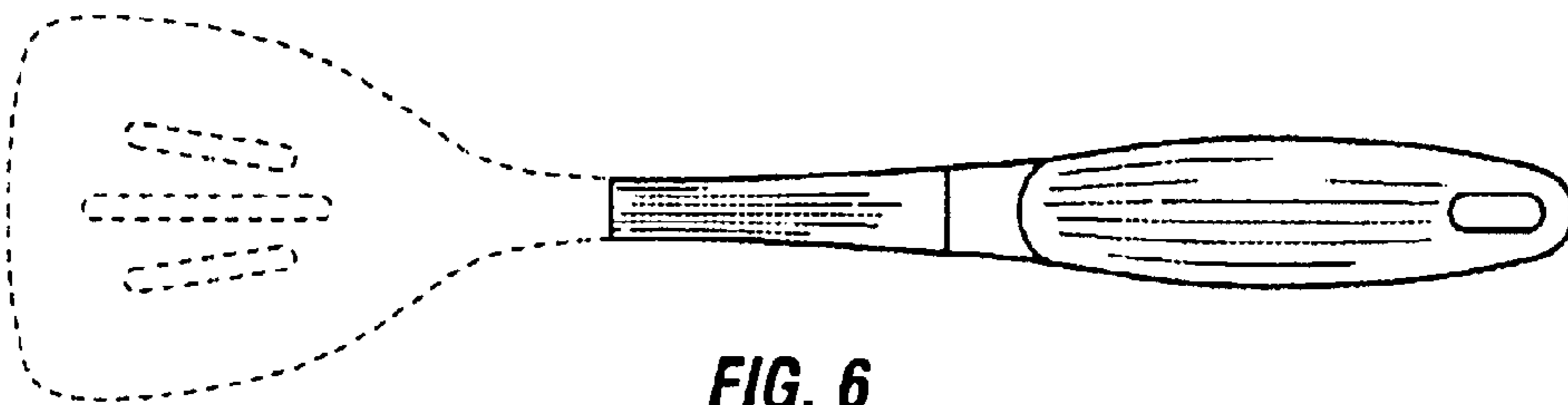


FIG. 6