

US00D509985S

(12) **United States Design Patent**
Lipson

(10) **Patent No.:** **US D509,985 S**

(45) **Date of Patent:** **** Sep. 27, 2005**

(54) **PINEAPPLE DRINKING STRAW**

D480,591 S * 10/2003 Lipson D7/300.2
D490,637 S * 6/2004 Diaz D7/300.2
D490,638 S * 6/2004 Gray et al. D7/300.2

(76) **Inventor:** **Erik Lipson**, 530 S. Second St.,
GU-11, Philadelphia, PA (US) 19147

* cited by examiner

(**) **Term:** **14 Years**

Primary Examiner—Stacia Cadmus

Assistant Examiner—Terrence Huang

(21) **Appl. No.:** **29/218,753**

(74) *Attorney, Agent, or Firm*—Gifford, Krass, Groh,
Sprinkle, Anderson & Citkowski, P.C.

(22) **Filed:** **Dec. 7, 2004**

(51) **LOC (8) Cl.** **07-06**

(57) **CLAIM**

(52) **U.S. Cl.** **D7/300.2**

The ornamental design for a pineapple drinking straw, as
shown and described.

(58) **Field of Search** D7/300.2, 507;
215/229, 388, 389; 239/33

DESCRIPTION

(56) **References Cited**

FIG. 1 is a front elevational view of a pineapple drinking
straw showing my new design;

U.S. PATENT DOCUMENTS

- D324,794 S * 3/1992 Whitright D7/300.2
- D363,406 S * 10/1995 Lipson D7/300.2
- D389,366 S * 1/1998 Lipson D7/300.2
- D430,986 S * 9/2000 Lipson D7/300.2
- D459,138 S * 6/2002 Lipson D7/300.2
- D467,460 S * 12/2002 Swanson et al. D7/300.2
- D469,306 S * 1/2003 Lipson D7/507

FIG. 2 is a rear elevational view thereof;

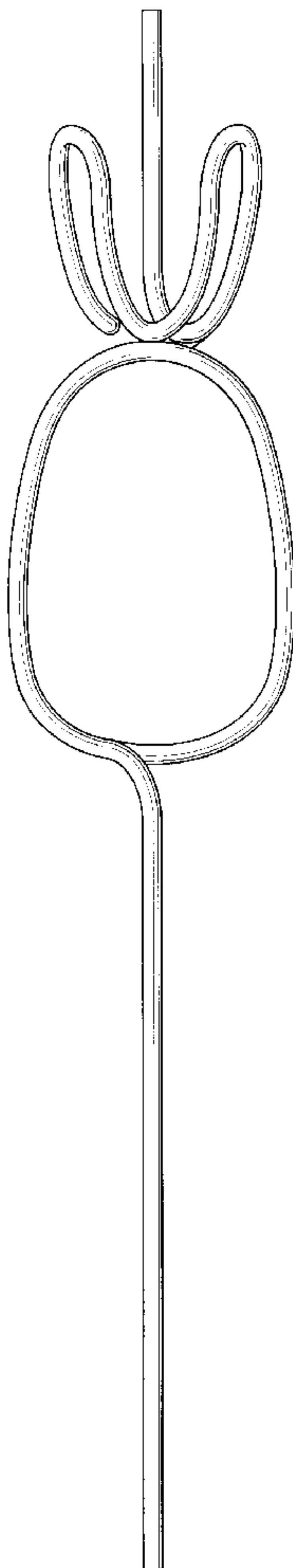
FIG. 3 is a right side elevational view thereof;

FIG. 4 is a left side elevational view thereof;

FIG. 5 is a top plan view thereof; and,

FIG. 6 is a bottom plan view thereof.

1 Claim, 2 Drawing Sheets



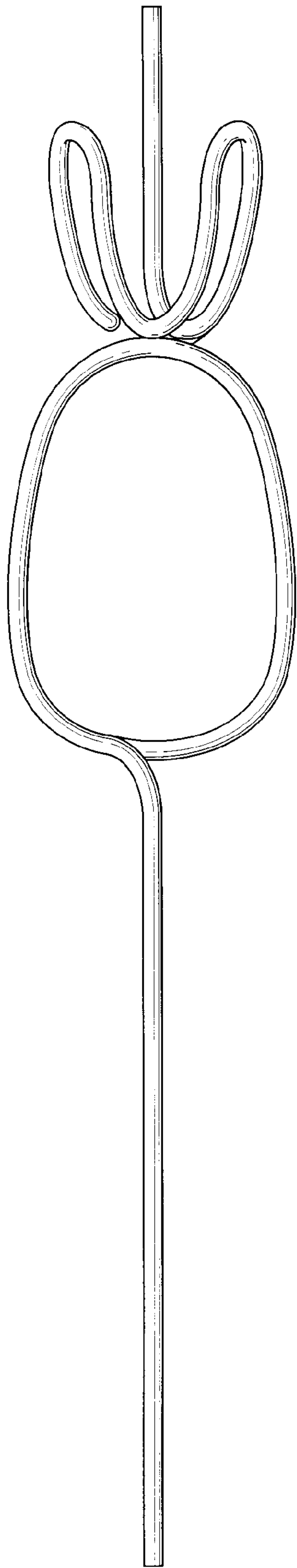


FIG - 1

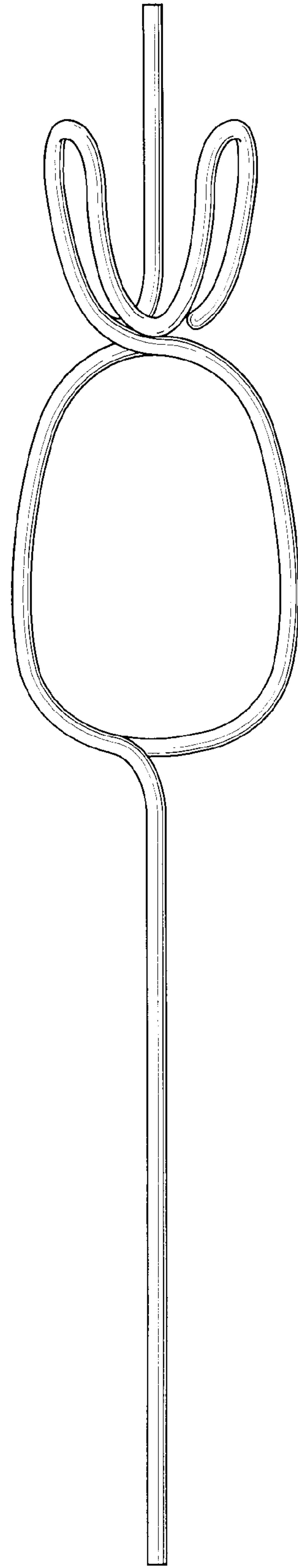


FIG - 2

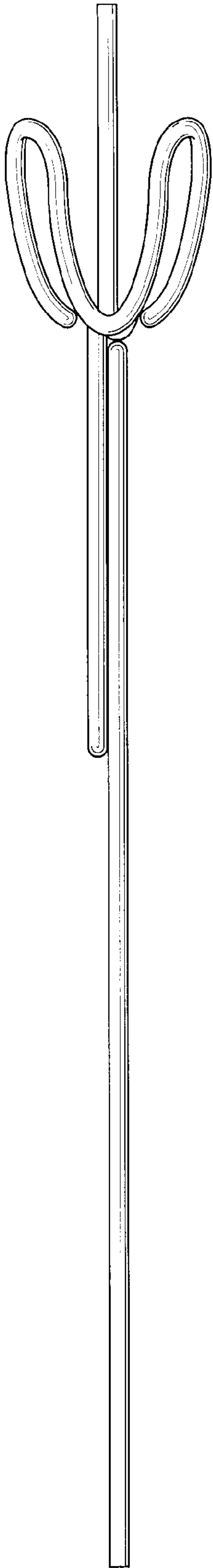


FIG - 3

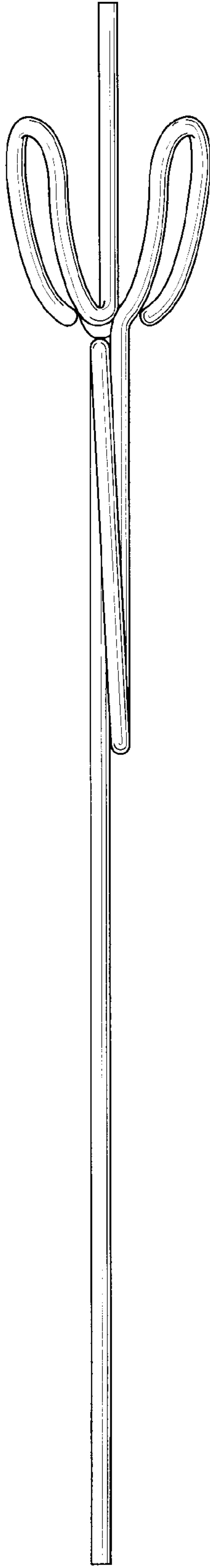


FIG - 4

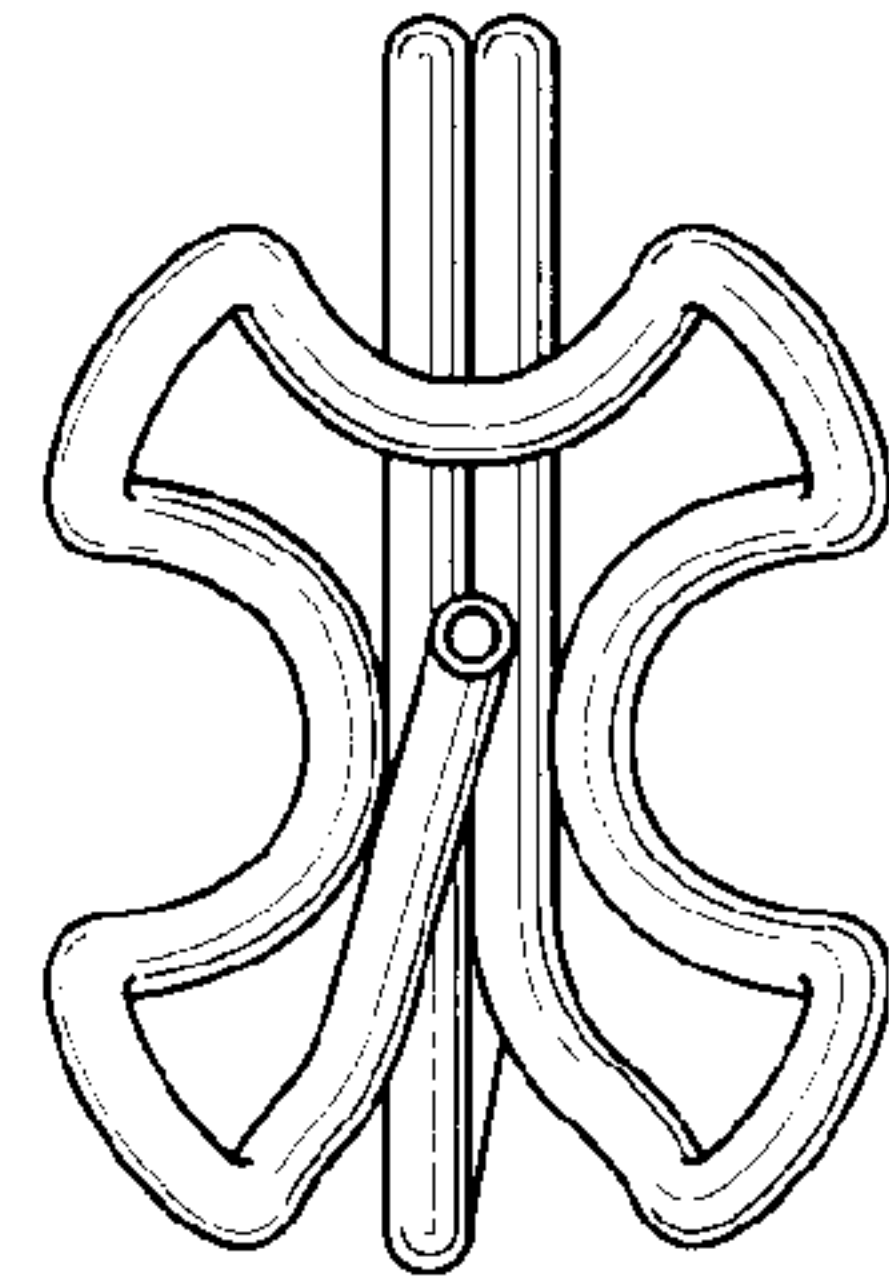


FIG - 5

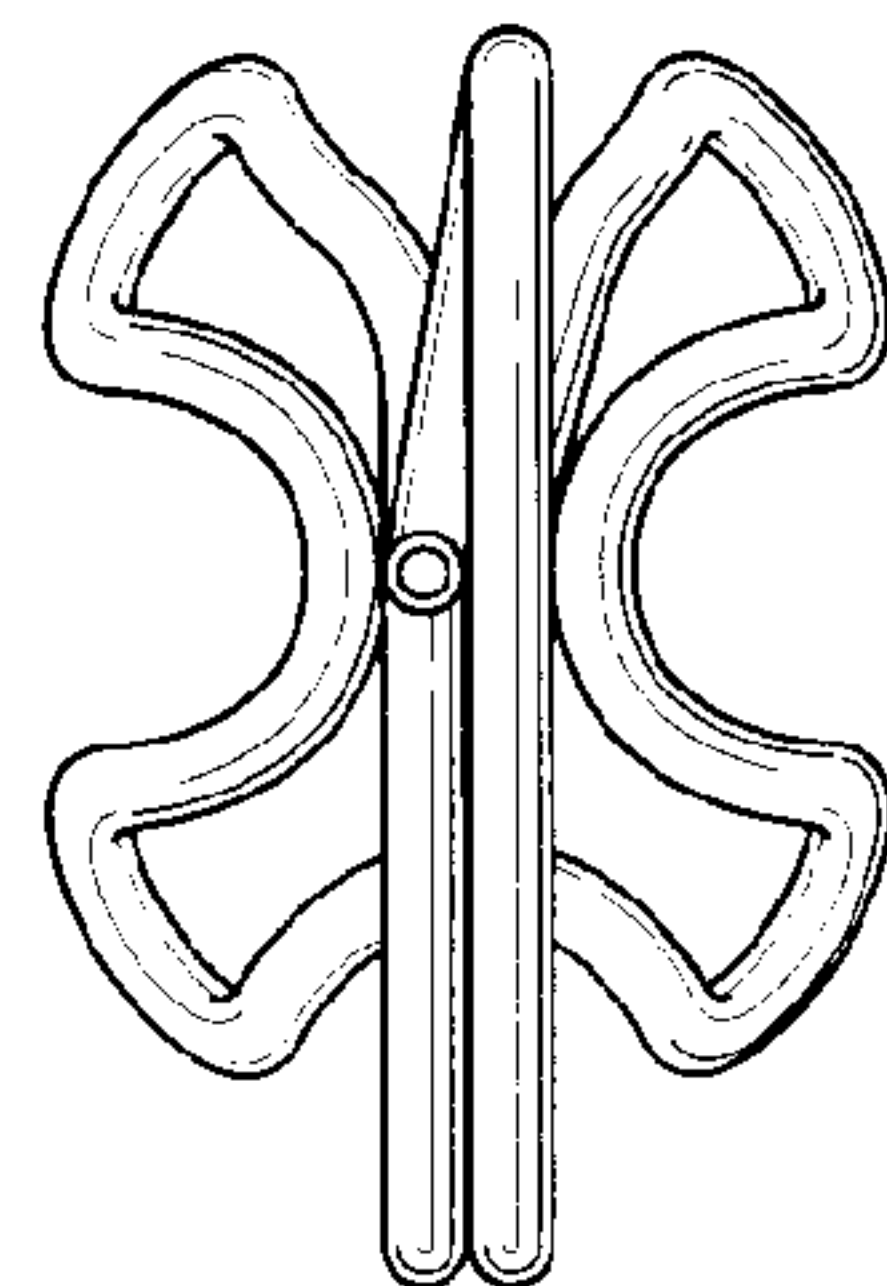


FIG - 6