



US00D509982S

(12) **United States Design Patent**
Yang

(10) **Patent No.:** **US D509,982 S**

(45) **Date of Patent:** **** Sep. 27, 2005**

(54) **MULTIMEDIA STORAGE TRAY**

(75) **Inventor:** **Tony S. Yang**, Gahanna, OH (US)

(73) **Assignee:** **American Signature, Inc.**, Columbus, OH (US)

(**) **Term:** **14 Years**

(21) **Appl. No.:** **29/208,561**

(22) **Filed:** **Jun. 30, 2004**

(51) **LOC (8) Cl.** **06-04**

(52) **U.S. Cl.** **D6/629; D6/467**

(58) **Field of Search** D6/407, 629, 630,
D6/467, 468; 206/307.1, 387.14; 211/40,
41.12; 312/9.1, 9.9, 9.47, 9.64

(56) **References Cited**

U.S. PATENT DOCUMENTS

D168,366 S	*	12/1952	Miner	D6/473
4,705,169 A		11/1987	Mastronardo	206/387
4,744,463 A		5/1988	Merzon	206/387
4,782,949 A		11/1988	Berkman	206/387
5,005,708 A		4/1991	Posso	211/41
5,297,675 A		3/1994	Martucci	206/309
5,383,722 A		1/1995	Chen	312/9.55
5,558,235 A		9/1996	Hunt	211/40
D381,546 S	*	7/1997	Hunt	D6/629
5,647,649 A		7/1997	Kao	312/261

D404,603 S	*	1/1999	Smith	D6/629
6,098,817 A	*	8/2000	Moore	211/41.12
6,340,086 B1		1/2002	McConaughy et al.	206/307.1
D473,076 S	*	4/2003	Johnson	D6/475
D474,923 S	*	5/2003	Johnson	D6/475

* cited by examiner

Primary Examiner—Cathron C. Brooks

(74) *Attorney, Agent, or Firm*—Wood, Herron & Evans, L.L.P.

(57) **CLAIM**

The design for a multimedia storage tray, as shown and described.

DESCRIPTION

FIG. 1 is a perspective view of a multimedia storage tray incorporating the design of my new invention, comprising two identical modular tray components;

FIG. 2 is a top plan view thereof;

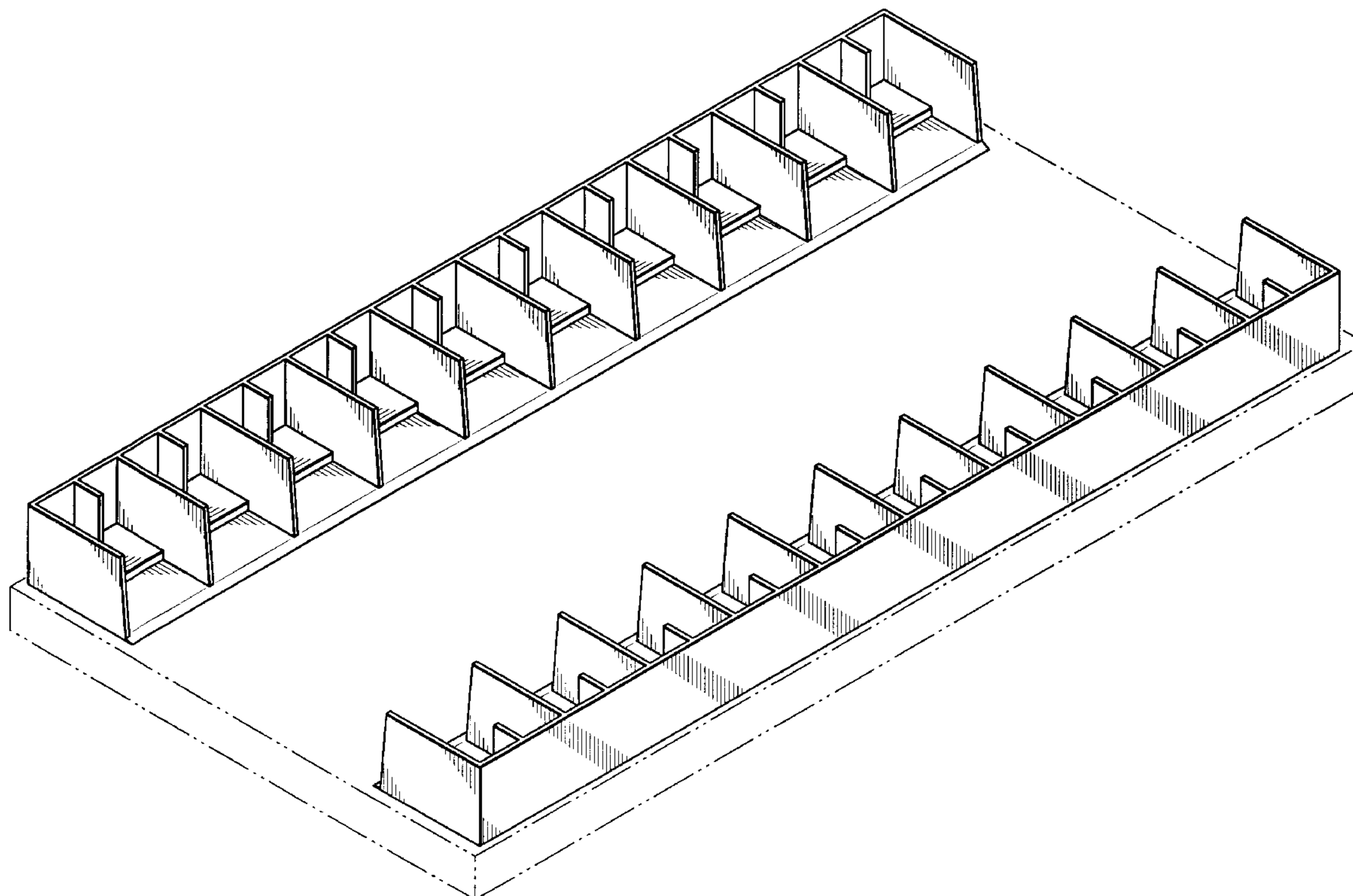
FIG. 3 is a bottom plan view thereof;

FIG. 4 is a front elevational view thereof, with the rear elevational view being identical thereto; and,

FIG. 5 is a right-side elevational view thereof, with the left-side elevational view being identical thereto.

The broken lines in FIGS. 1–5 depict the environment of the multimedia storage tray and form no part of the design.

1 Claim, 4 Drawing Sheets



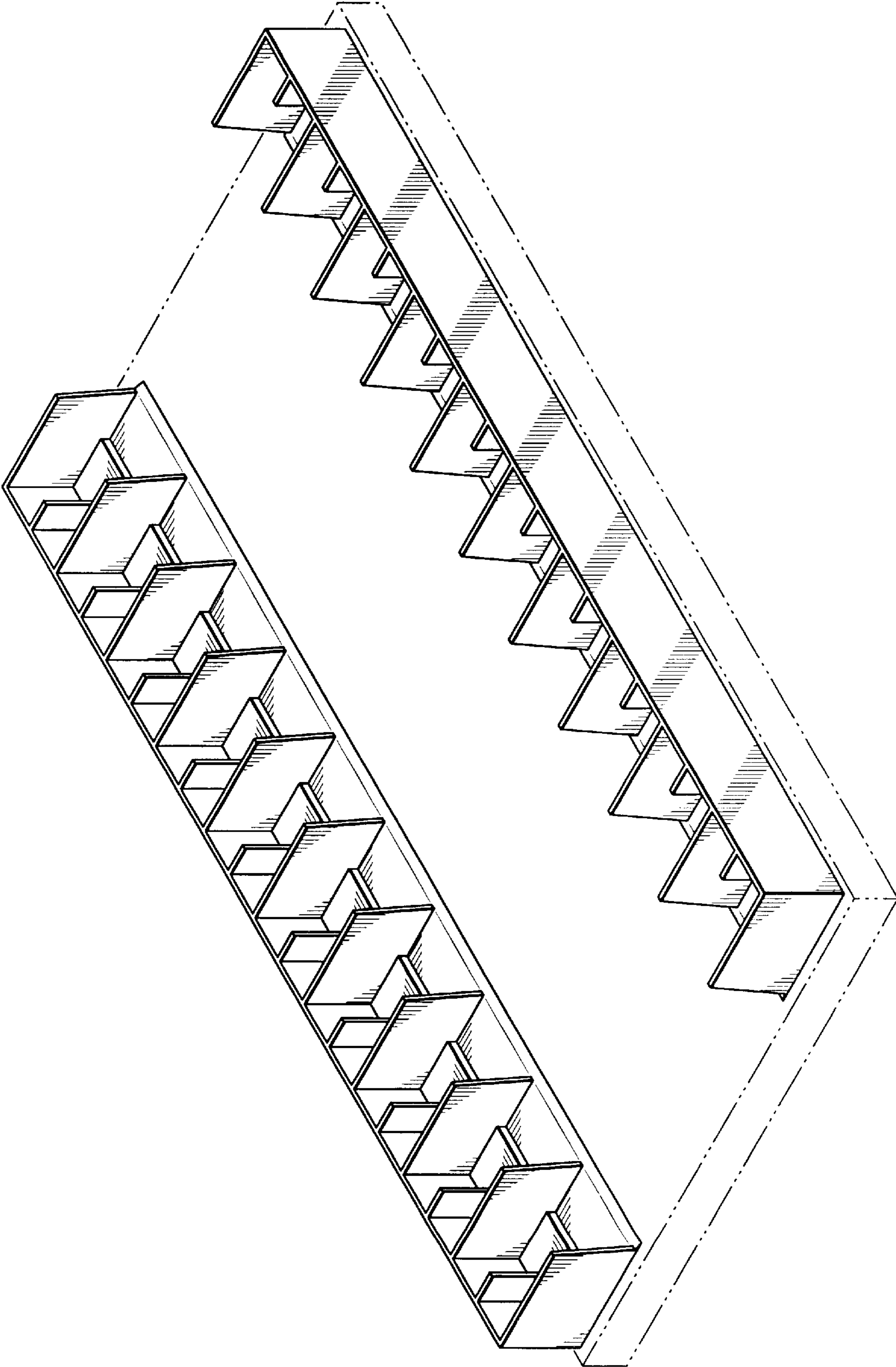


FIG. 1

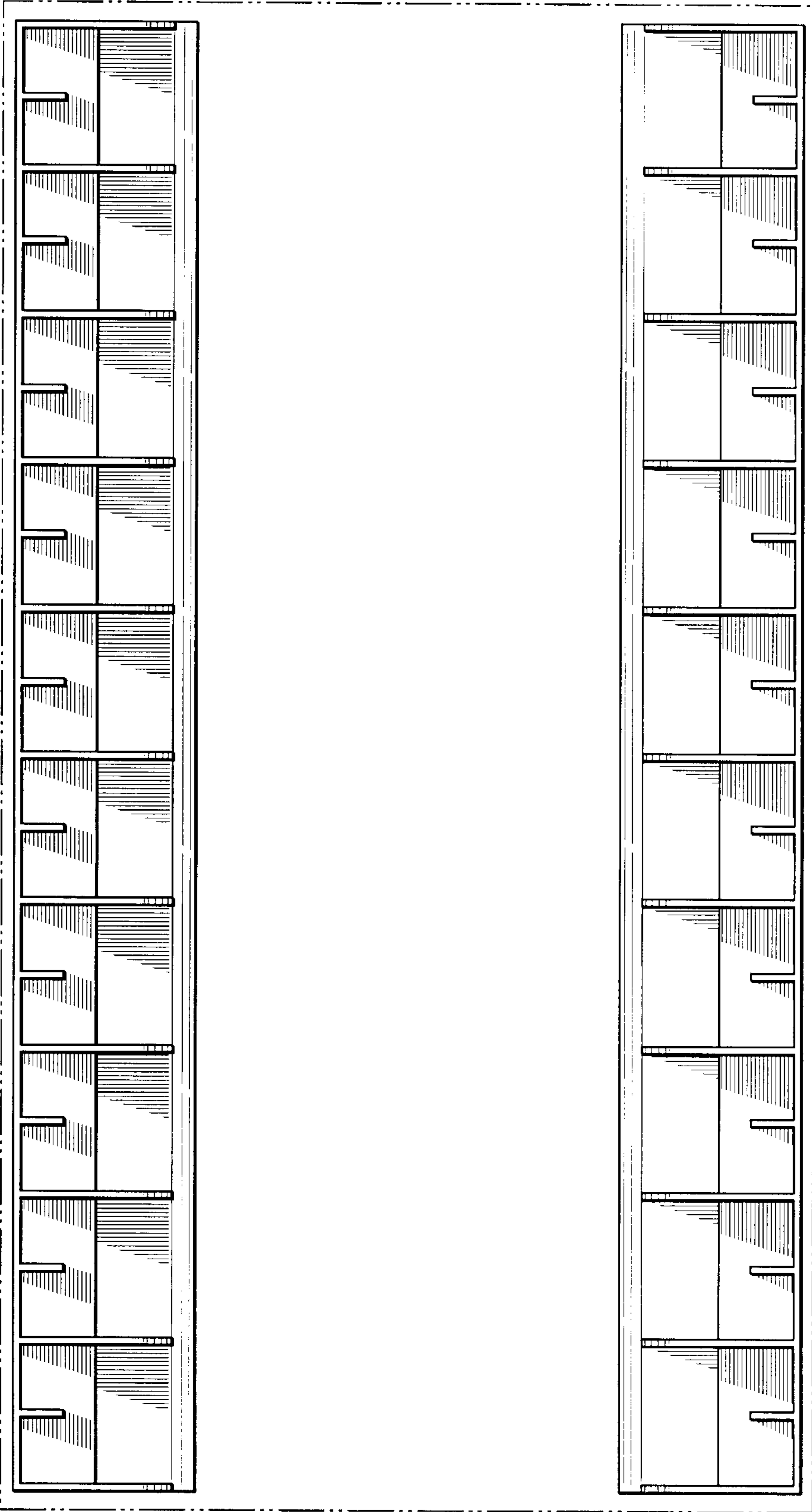


FIG. 2

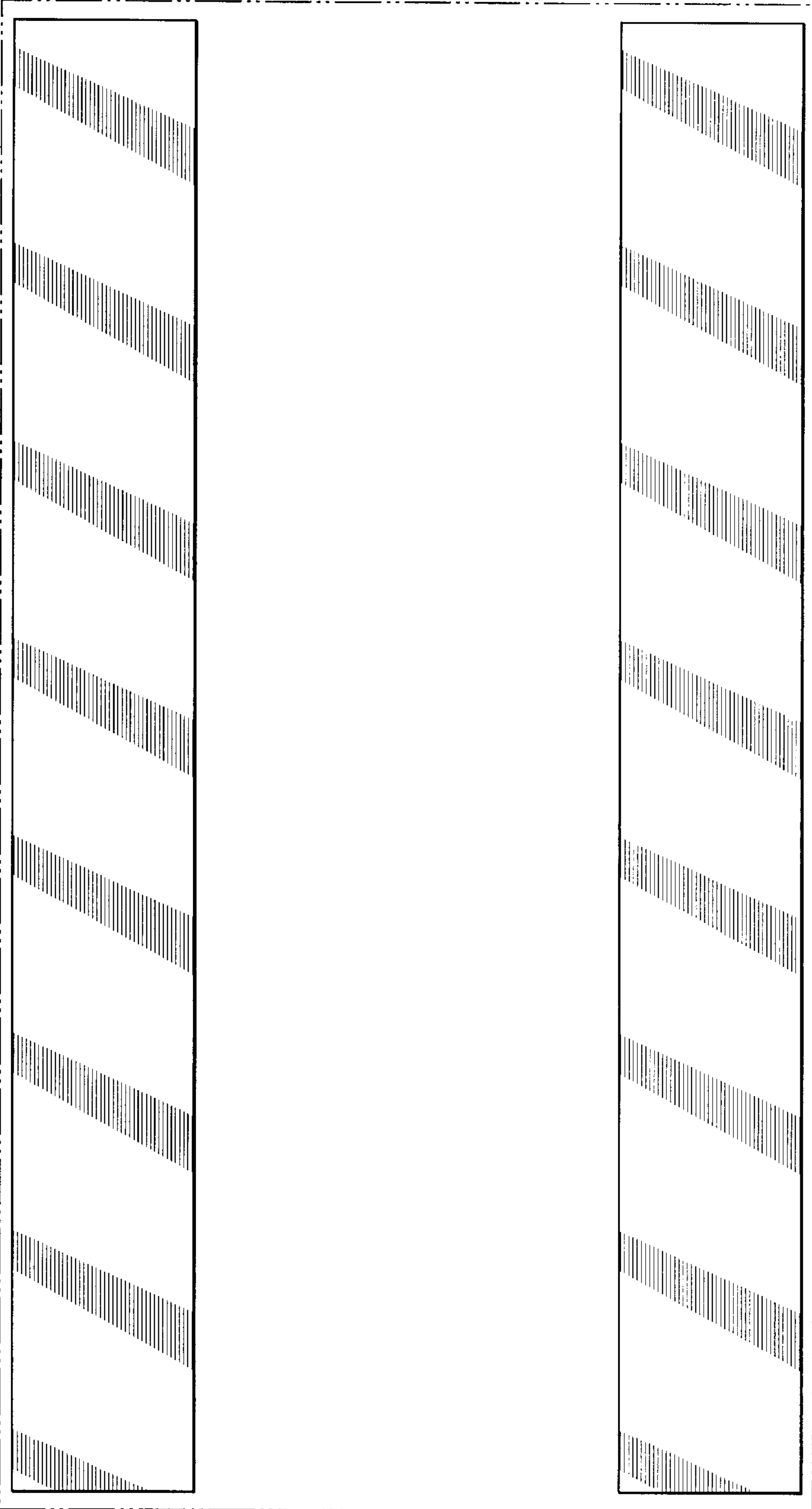


FIG. 3




FIG. 4

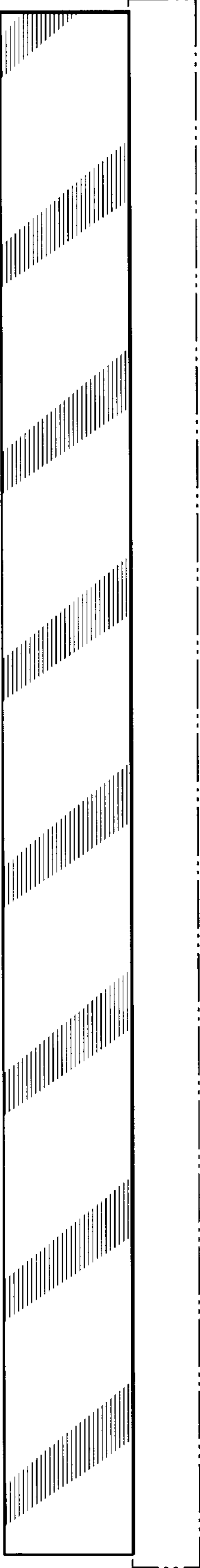


FIG. 5