

US00D509980S

(12) **United States Design Patent** (10) **Patent No.:** **US D509,980 S**
Martin et al. (45) **Date of Patent:** **** Sep. 27, 2005**

- (54) **MATTRESS PAD SURFACE CONFIGURATION**
- (75) Inventors: **Jeffrey D. Martin**, Richmond, VA (US); **Robert J. Rose**, Chesterfield, VA (US)
- (73) Assignee: **Carpenter Co.**, Richmond, VA (US)
- (**) Term: **14 Years**
- (21) Appl. No.: **29/222,349**
- (22) Filed: **Jan. 31, 2005**

Related U.S. Application Data

- (62) Division of application No. 29/186,103, filed on Jul. 10, 2003.
- (51) **LOC (8) Cl.** **06-09**
- (52) **U.S. Cl.** **D6/596**
- (58) **Field of Search** 5/655.5, 655.9, 5/645, 657.5, 706, 710, 713, 727, 907, 945-946, 15, 417-420, 482, 485, 490, 495-497, 499-500, 512, 630, 632-634, 636-638, 640, 644, 655, 655.3, 655.4, 656; 224/153, 185, 584, 907; 297/129, 188.2, 180.11-12, 195.1, 199, 219.1, 225, 228.1, 229, 452.41; D6/595-605, 608-609, 611-612; D21/809; D24/183

References Cited

U.S. PATENT DOCUMENTS

3,885,259 A	5/1975	Cheong	
4,605,582 A	8/1986	Sias et al.	
4,679,266 A	7/1987	Kraft	
4,700,447 A	10/1987	Spann	
4,901,387 A	2/1990	Luke	
D336,400 S	6/1993	Mitchell et al.	
D345,072 S	* 3/1994	Rose et al.	D6/601
D352,634 S	11/1994	Canning	
D365,956 S	1/1996	Bonaddio et al.	
D366,175 S	* 1/1996	Bonaddio et al.	D6/596

D375,863 S	* 11/1996	Bigolin	D6/601
D378,259 S	* 3/1997	Bonaddio et al.	D6/601
D378,968 S	* 4/1997	Martin et al.	D6/596
D395,780 S	* 7/1998	Denney et al.	D6/596
D403,194 S	* 12/1998	Thurston	D6/604
D416,739 S	* 11/1999	Denney et al.	D6/596
D416,740 S	* 11/1999	Denney et al.	D6/596
D416,741 S	11/1999	Denney et al.	
D417,355 S	12/1999	Denney et al.	
D419,356 S	1/2000	Denney et al.	
D456,197 S	* 4/2002	McClure et al.	D6/596
D467,118 S	* 12/2002	McClure et al.	D6/596
D486,027 S	* 2/2004	Baxter et al.	D6/596
D497,761 S	* 11/2004	Martin	D6/601
6,823,549 B1	* 11/2004	Hampton et al.	5/710
6,829,797 B2	* 12/2004	Partian	5/713
2002/0166788 A1	* 11/2002	Sperry et al.	5/630

FOREIGN PATENT DOCUMENTS

GB 2 025 234 A 1/1980

* cited by examiner

Primary Examiner—Gary D. Watson
Assistant Examiner—T. Chase Nelson

(74) *Attorney, Agent, or Firm*—Smith, Gambrell & Russell

(57) **CLAIM**

The ornamental design for a mattress pad surface configuration, as shown and described.

DESCRIPTION

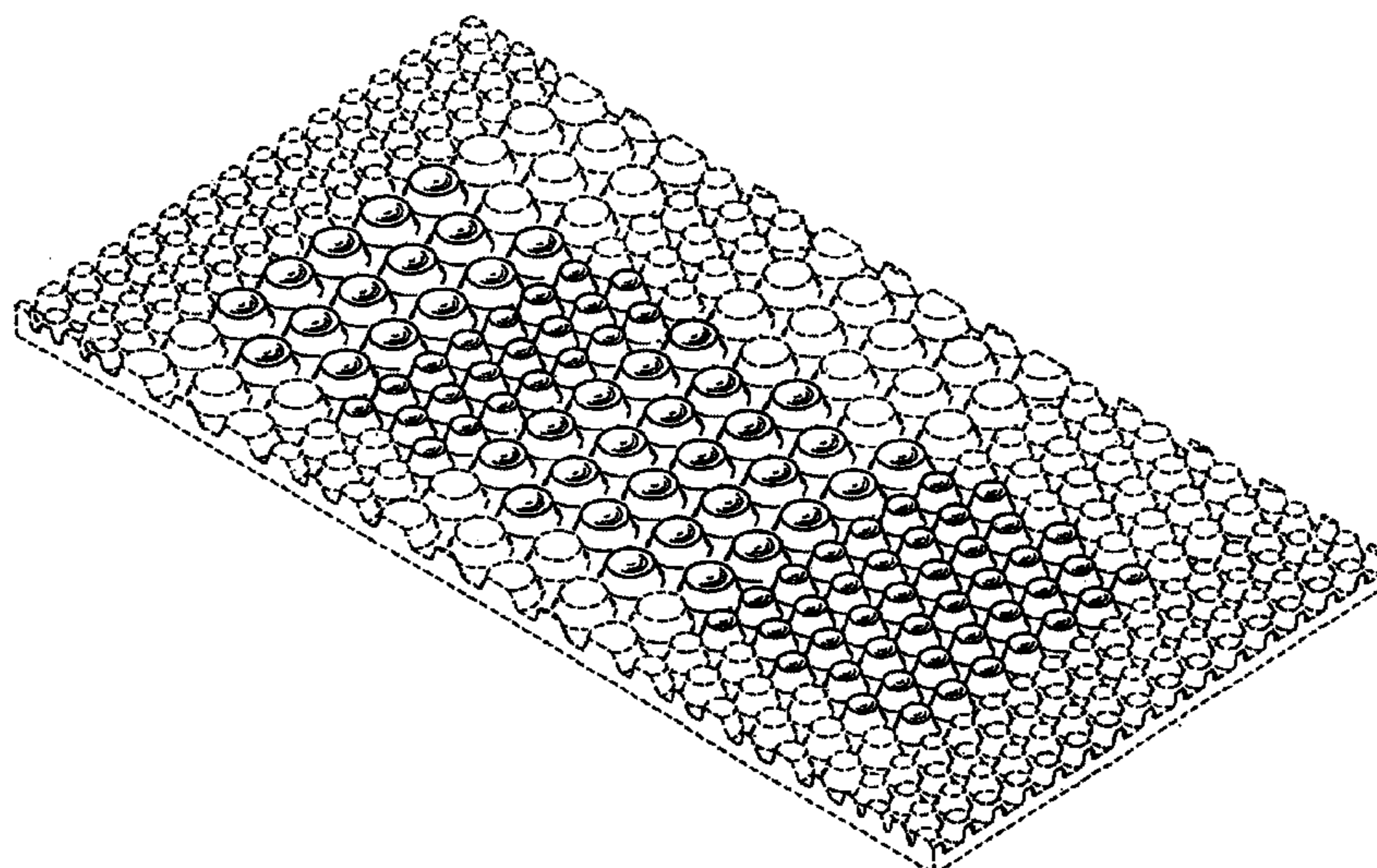
FIG. 1 shows a perspective view of a mattress pad surface configuration of the present invention with the dashed lines representing environment;

FIG. 2 shows a top plan view thereof; and,

FIG. 3 is a cross-sectional view taken along a cross section 3—3 of the surface ornamentation shown in FIG. 2 with the body of the pad below the surface pattern represented as environment with respect to the upper contour shown in FIG. 2.

The dashed line showing of environment is for illustrative purposes only and forms no part of the claimed design.

1 Claim, 3 Drawing Sheets



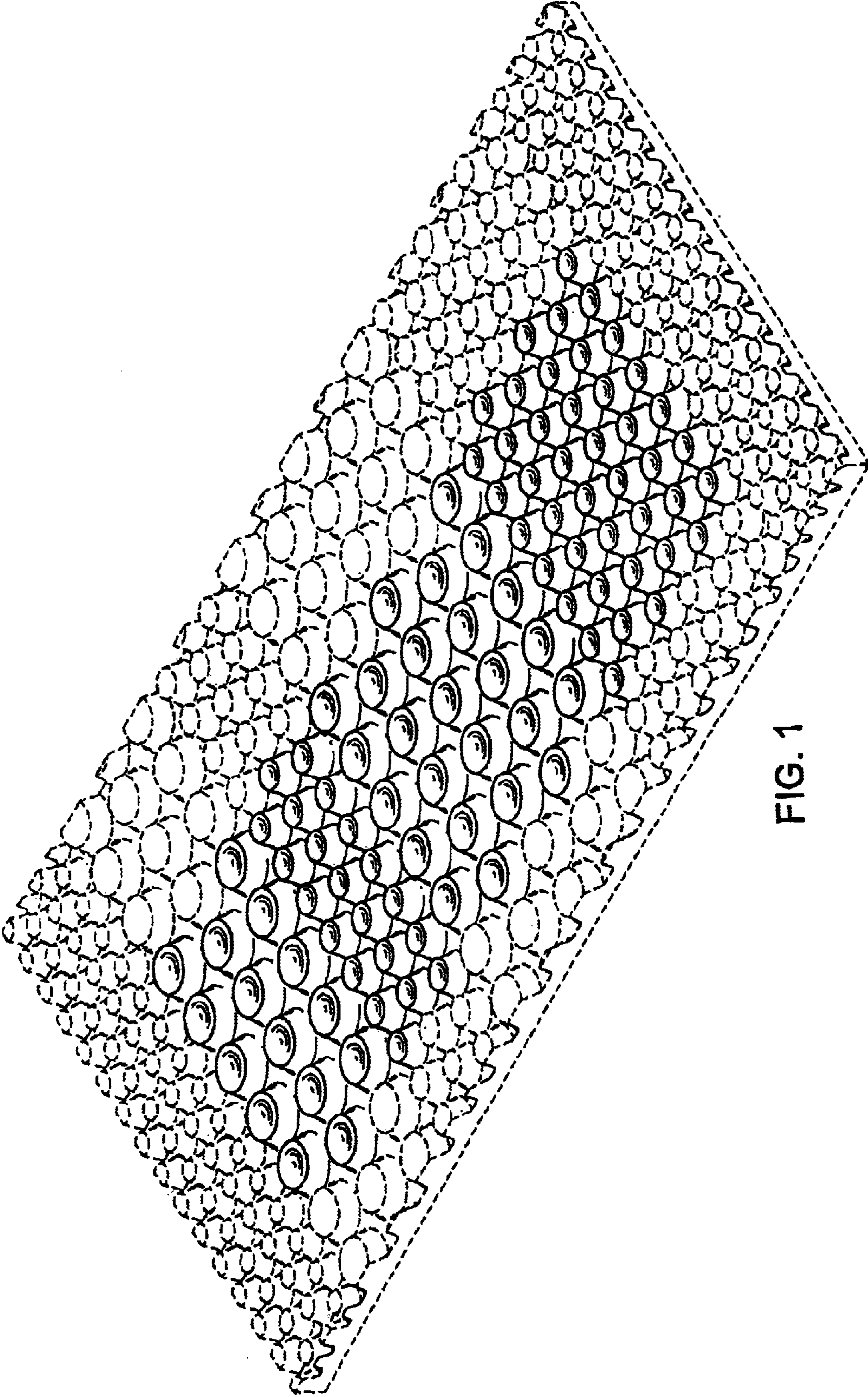


FIG. 1

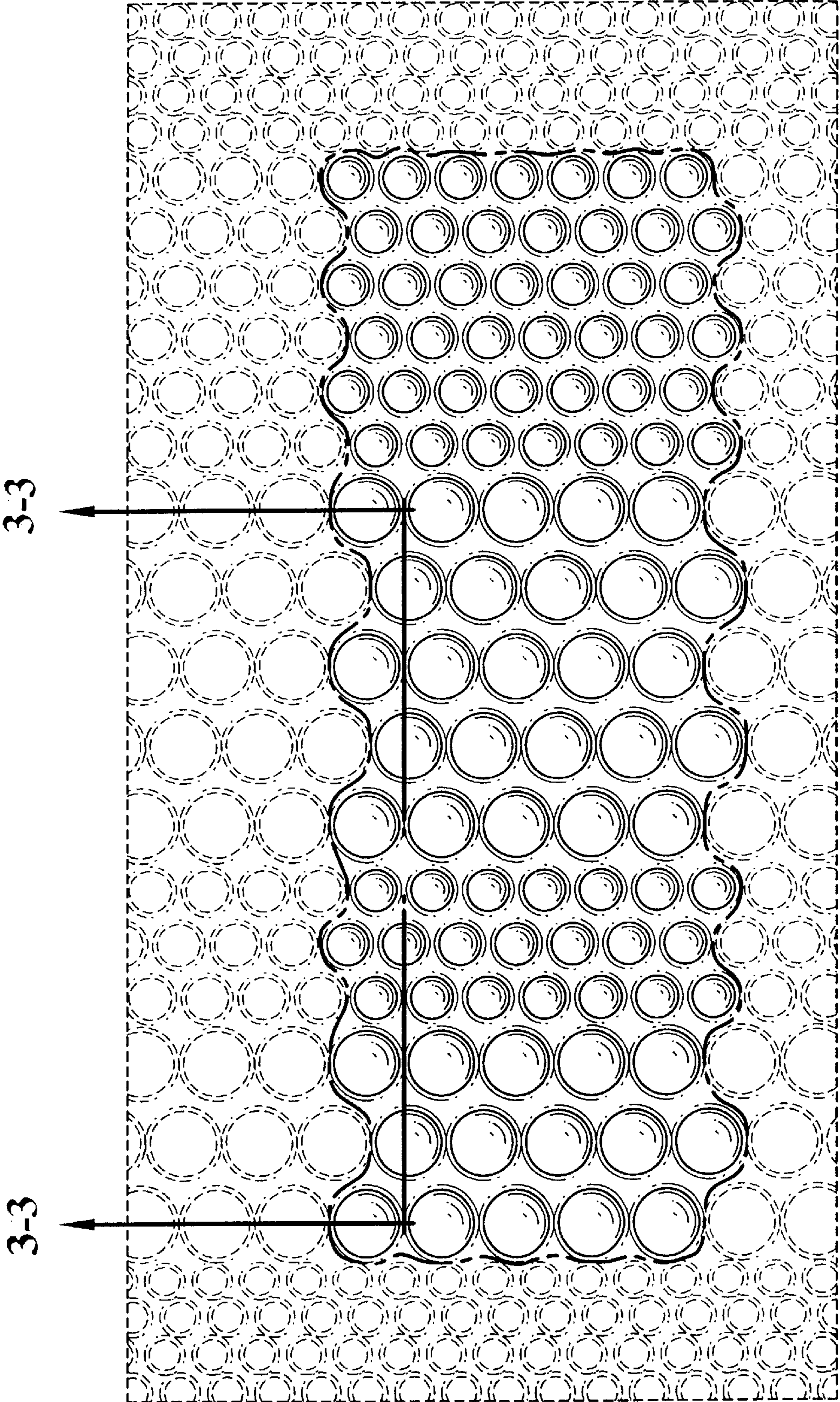


FIG. 2



FIG. 3