

US00D509961S

(12) **United States Design Patent** (10) **Patent No.:** **US D509,961 S**
Petersen-Rutten (45) **Date of Patent:** **** Sep. 27, 2005**

(54) **COMBINED TOILETBRUSH HOLDER AND TOILETBRUSH**

(75) Inventor: **Mechteld G. M. Petersen-Rutten,**
's-Hertogenbosch (NL)

(73) Assignee: **Brabantia Nederland B.V.,** BP Waarle
(NL)

(**) Term: **14 Years**

(21) Appl. No.: **29/204,404**

(22) Filed: **Apr. 27, 2004**

(51) **LOC (8) Cl.** **04-01**

(52) **U.S. Cl.** **D4/121; D6/551**

(58) **Field of Search** D4/116, 121, 128,
D4/138; D6/527, 545, 551; 15/105, 164,
184, 209.1, 210.1, 211; 206/15.2, 15.3,
209, 229, 361; 312/206, 207

(56) **References Cited**

U.S. PATENT DOCUMENTS

- D206,135 S * 11/1966 O'Neil D6/551
5,772,015 A * 6/1998 Musiel et al. 206/209
D424,306 S * 5/2000 Strum et al. D4/121
D465,957 S * 11/2002 Driscoll et al. D6/551

FOREIGN PATENT DOCUMENTS

GB 2333444 A * 7/1999 A47K/11/10

* cited by examiner

Primary Examiner—Alan P. Douglas

Assistant Examiner—Lavone D. Tabor

(74) *Attorney, Agent, or Firm*—Abelman, Frayne & Schwab

(57) **CLAIM**

The ornamental design for a combined toiletbrush holder and toiletbrush, as shown and described.

DESCRIPTION

FIG. 1 is a top front right side perspective view of an assembly of a combined toiletbrush holder and a toiletbrush showing my new design;

FIG. 2 is a top plan view thereof;

FIG. 3 is a right side elevational view thereof, with the left side being a mirror image thereof;

FIG. 4 is a front elevational view thereof;

FIG. 5 is a rear elevational view thereof;

FIG. 6 is a bottom plan view thereof;


FIG. 7 is a top front right side perspective view of the toiletbrush; and,

FIG. 8 is a bottom front right side perspective view of the toiletbrush of FIG. 7.

The broken lines in FIGS. 7–8 showing certain details of the toiletbrush in dotted lines are for illustrative purposes only and do not form a part of the claimed design.

The toiletbrush is shown separately for clarity of illustration.

1 Claim, 4 Drawing Sheets



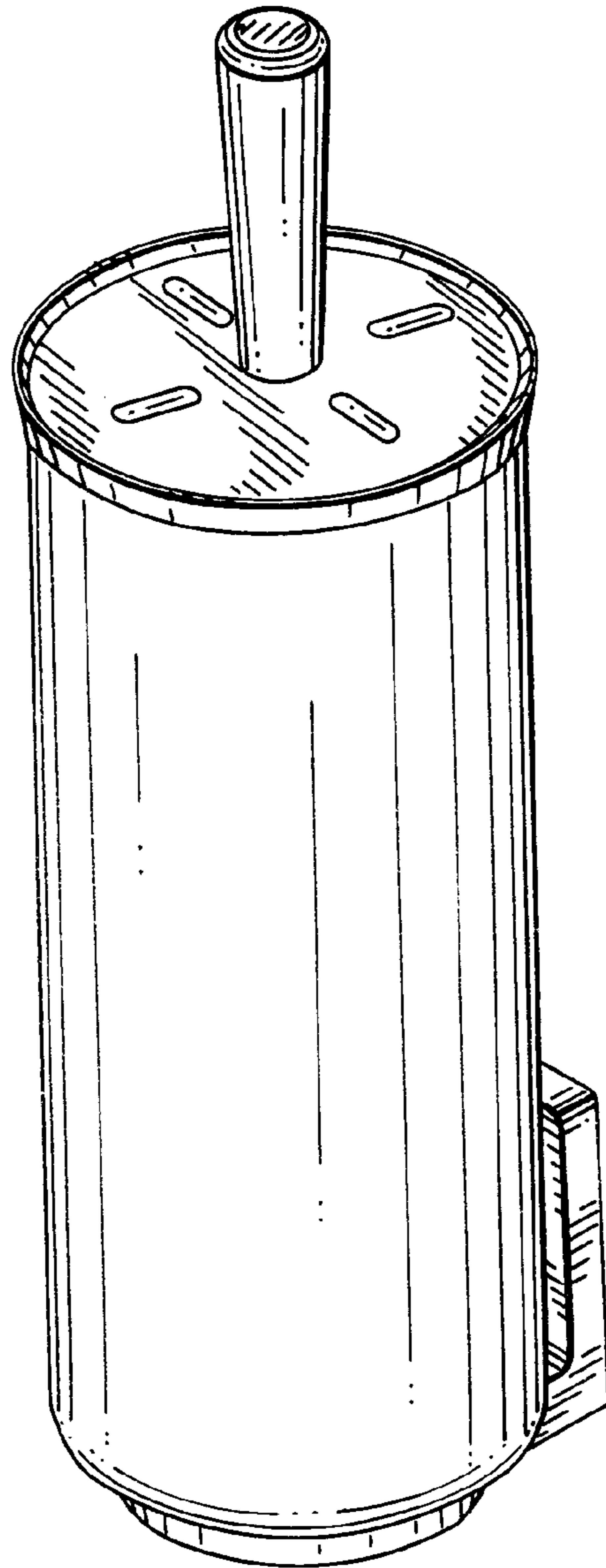


FIG. 1

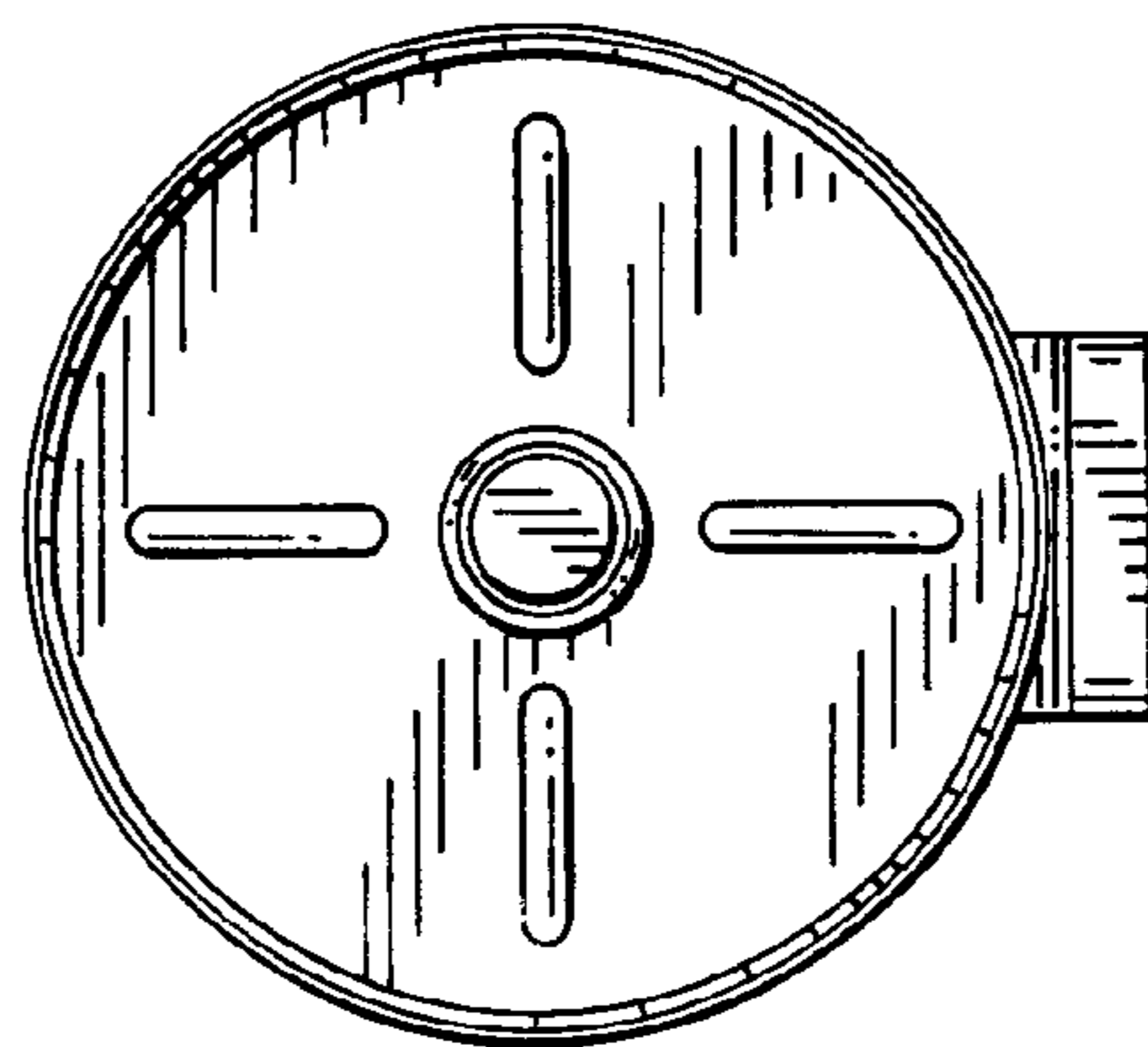


FIG. 2




FIG. 3




FIG. 4

FIG. 5


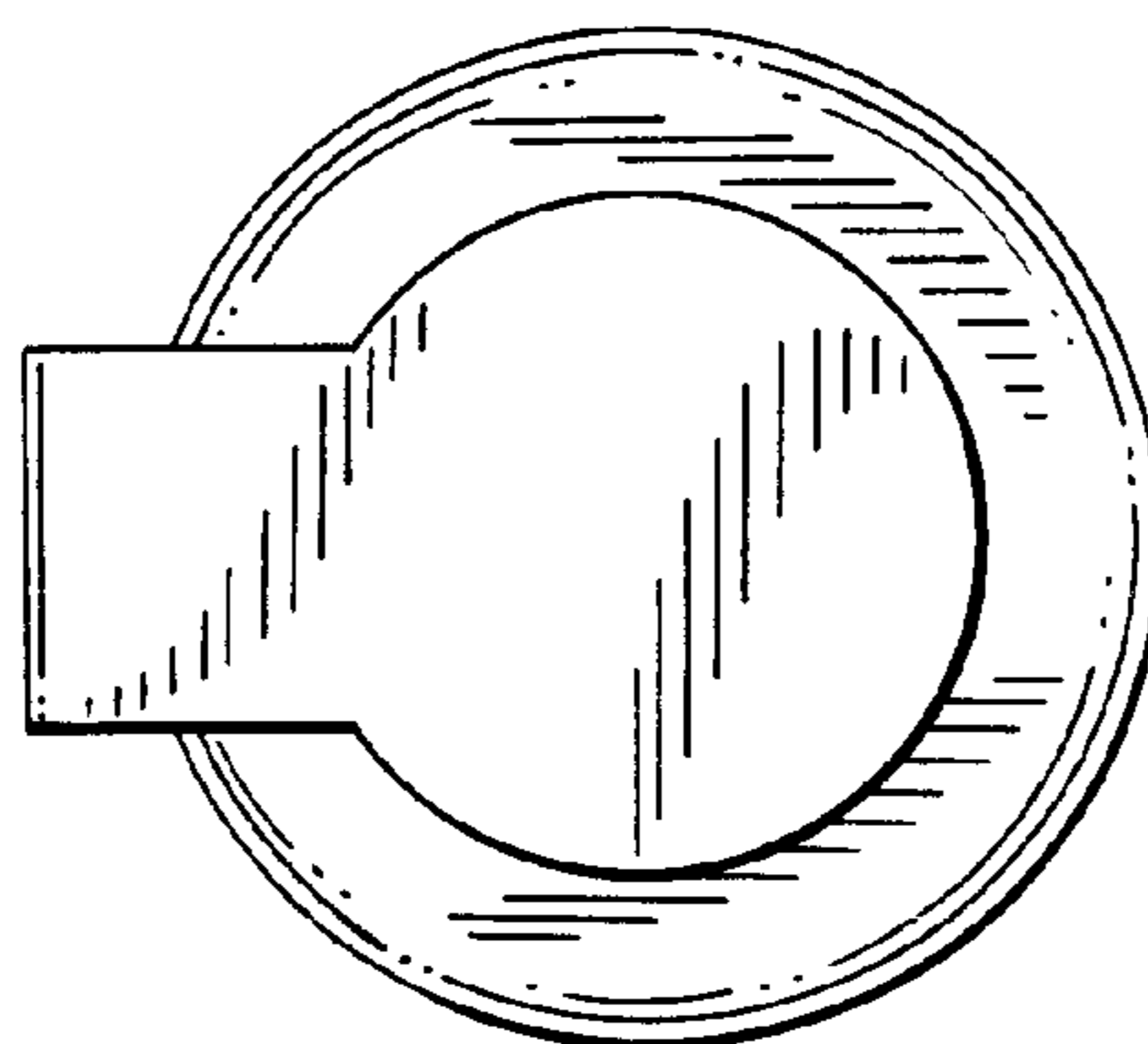


FIG. 6



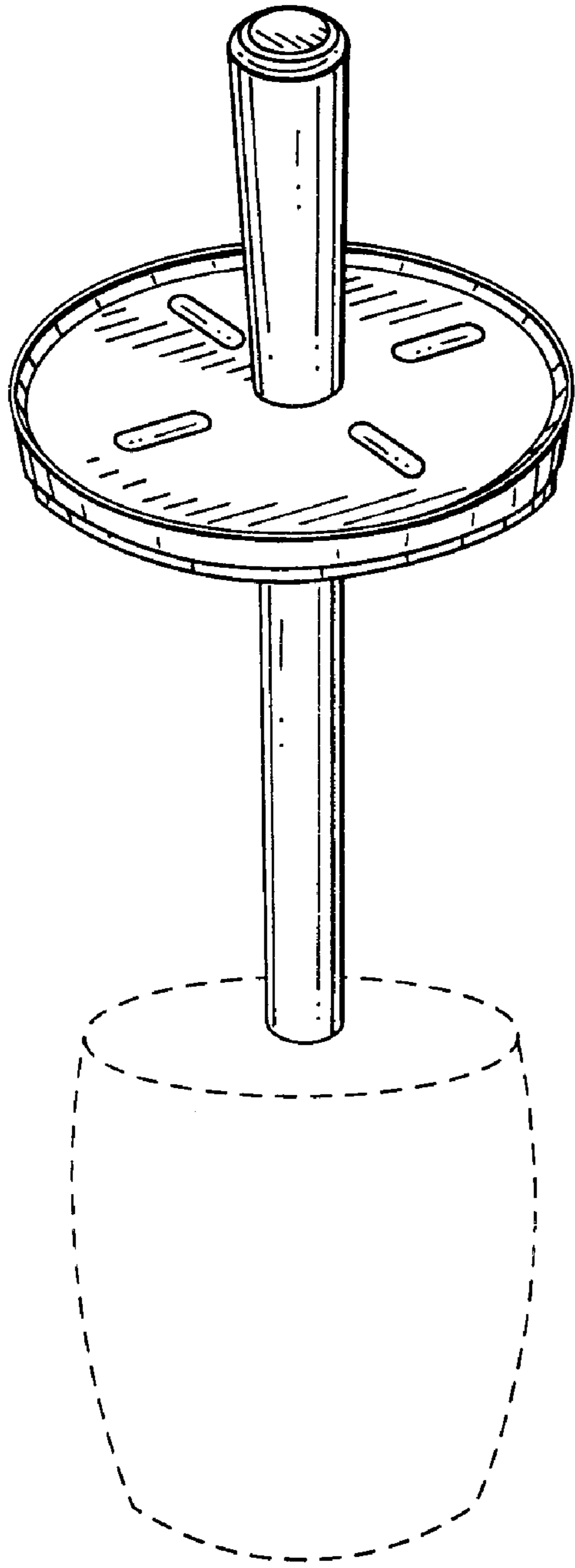


FIG. 7

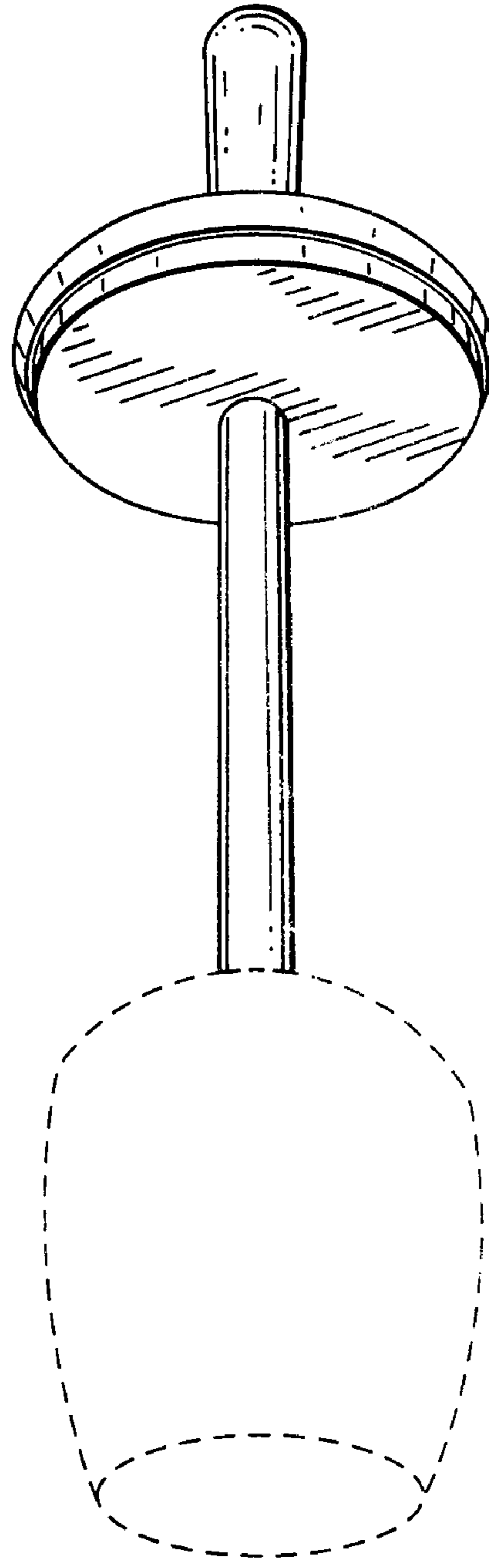


FIG. 8