

US00D509950S

(12) **United States Design Patent** (10) **Patent No.:** **US D509,950 S**
Adams et al. (45) **Date of Patent:** **** Sep. 27, 2005**

(54) **FOOTWEAR OUTSOLE**
 (75) Inventors: **Fiona Adams**, Santa Barbara, CA (US);
Christjane Burg, Ventura, CA (US)
 (73) Assignee: **Global Brand Marketing Inc.**, Santa
 Barbara, CA (US)
 (**) Term: **14 Years**

D394,342 S 5/1998 Schneider D2/959
 5,752,332 A * 5/1998 Kataoka et al. 36/134
 D395,339 S * 6/1998 Gray D2/954
 D402,451 S 12/1998 Wunsch D2/959
 D433,558 S 11/2000 Matis et al. D2/959
 D463,901 S 10/2002 Adams et al. D2/959
 D467,060 S 12/2002 Randesi et al. D2/954
 D473,040 S 4/2003 Hawker et al. D2/896
 D478,410 S 8/2003 White D2/951
 D483,934 S 12/2003 Adams et al. D2/959
 D499,239 S * 12/2004 Burg et al. D2/959

(21) Appl. No.: **29/206,023**
 (22) Filed: **May 24, 2004**

* cited by examiner

(51) **LOC (8) Cl.** **02-04**
 (52) **U.S. Cl.** **D2/959; D2/954; D2/957**
 (58) **Field of Search** D2/902, 946-949,
 D2/951-960; 36/3 B, 22 R, 24.5, 25 R,
 28, 32 R, 34 R, 67 A, 59 C

Primary Examiner—Celia A. Murphy
 (74) *Attorney, Agent, or Firm*—Jeffer, Mangels, Butler &
 Marmaro, LLP

(56) **References Cited**

(57) **CLAIM**

The ornamental design for a footwear outsole, as shown and described.

U.S. PATENT DOCUMENTS

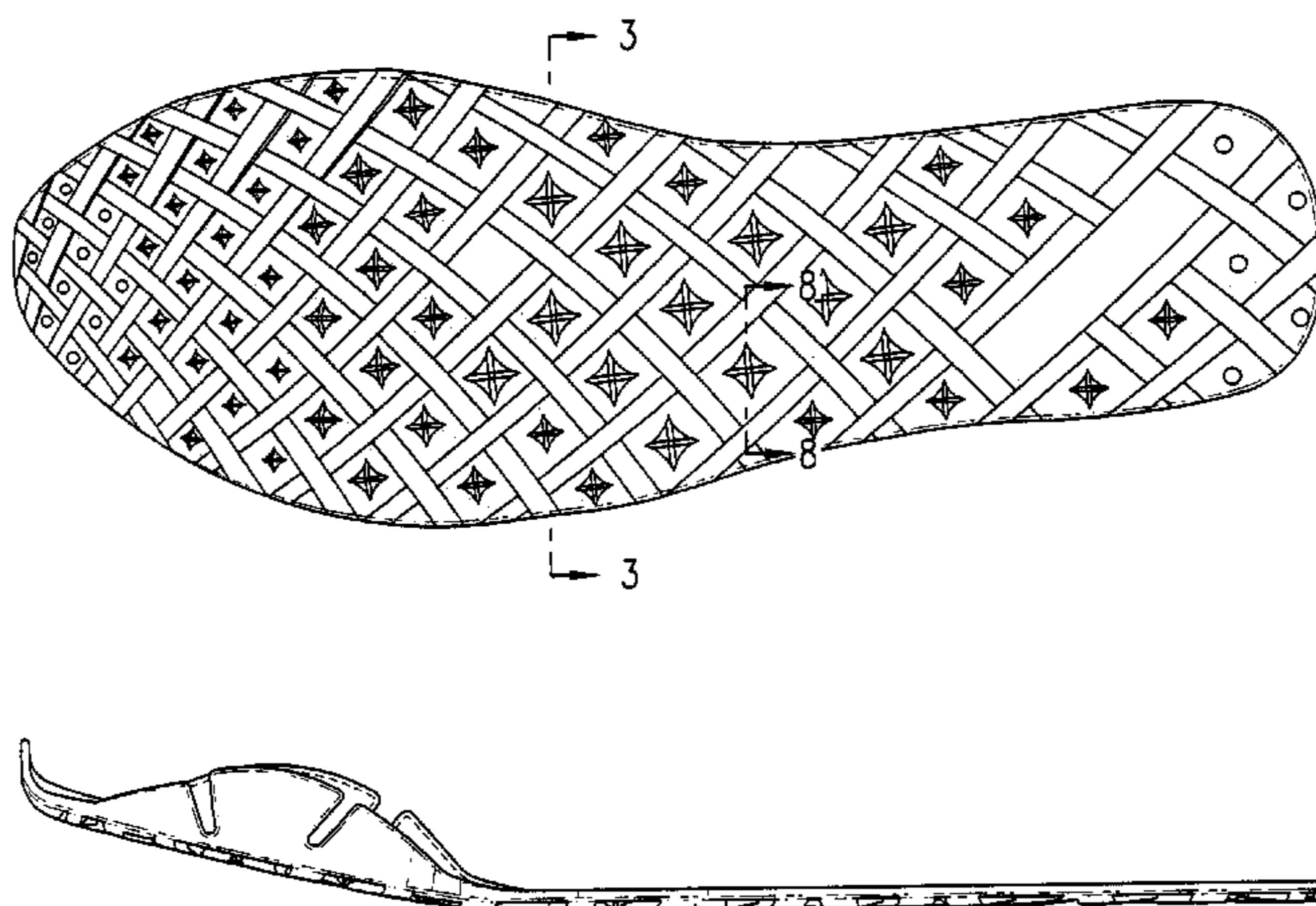
DESCRIPTION

354,693 A 12/1886 Dick
 D80,875 S 4/1930 Bannister
 D83,887 S 4/1931 Wydorn
 D86,527 S * 3/1932 Klein D2/959
 D90,356 S * 7/1933 Brockman D2/949
 D115,606 S 7/1939 Bernstein
 D117,831 S * 11/1939 Johnson D2/959
 D159,466 S * 8/1950 Baltzer D2/957
 D185,116 S * 5/1959 Bingham, Jr. et al. D2/957
 D200,091 S 1/1965 Meredith D7/5
 D253,796 S 1/1980 Wechsler D2/321
 D253,797 S 1/1980 Wechsler D2/321
 D255,172 S * 6/1980 Finn D2/959
 D284,616 S * 7/1986 Gamm D2/954
 D307,817 S 5/1990 Schneider D2/320
 D316,627 S 5/1991 Schneider D2/320
 D322,153 S 12/1991 Schneider et al. D2/320
 D335,572 S * 5/1993 Peterson D2/959
 D335,953 S * 6/1993 Tyng D2/954
 D337,428 S 7/1993 Allen, III et al. D2/320
 D348,148 S 6/1994 Limauro D2/954
 D392,446 S * 3/1998 Fogg D2/954

FIG. 1 is a perspective view of a footwear outsole showing our new design;
 FIG. 2 is a bottom plan view thereof;
 FIG. 3 is a cross-sectional view taken along line 3—3 in FIG. 2;
 FIG. 4 is a left side elevational view thereof;
 FIG. 5 is a right side elevational view thereof;
 FIG. 6 is a front elevational view thereof;
 FIG. 7 is a rear elevational view thereof; and,
 FIG. 8 is a cross-sectional view taken along line 8—8 in FIG. 2.

The broken lines shown in FIGS. 3 and 8 form no part of the claimed design and are included to indicate that the respective cross-sectional surfaces form no part of the claimed design. The broken lines shown in FIGS. 4, 5, and 7 form no part of the claimed design and are provided only to indicate that the inner surface of the outsole forms no part of the claimed design.

1 Claim, 4 Drawing Sheets



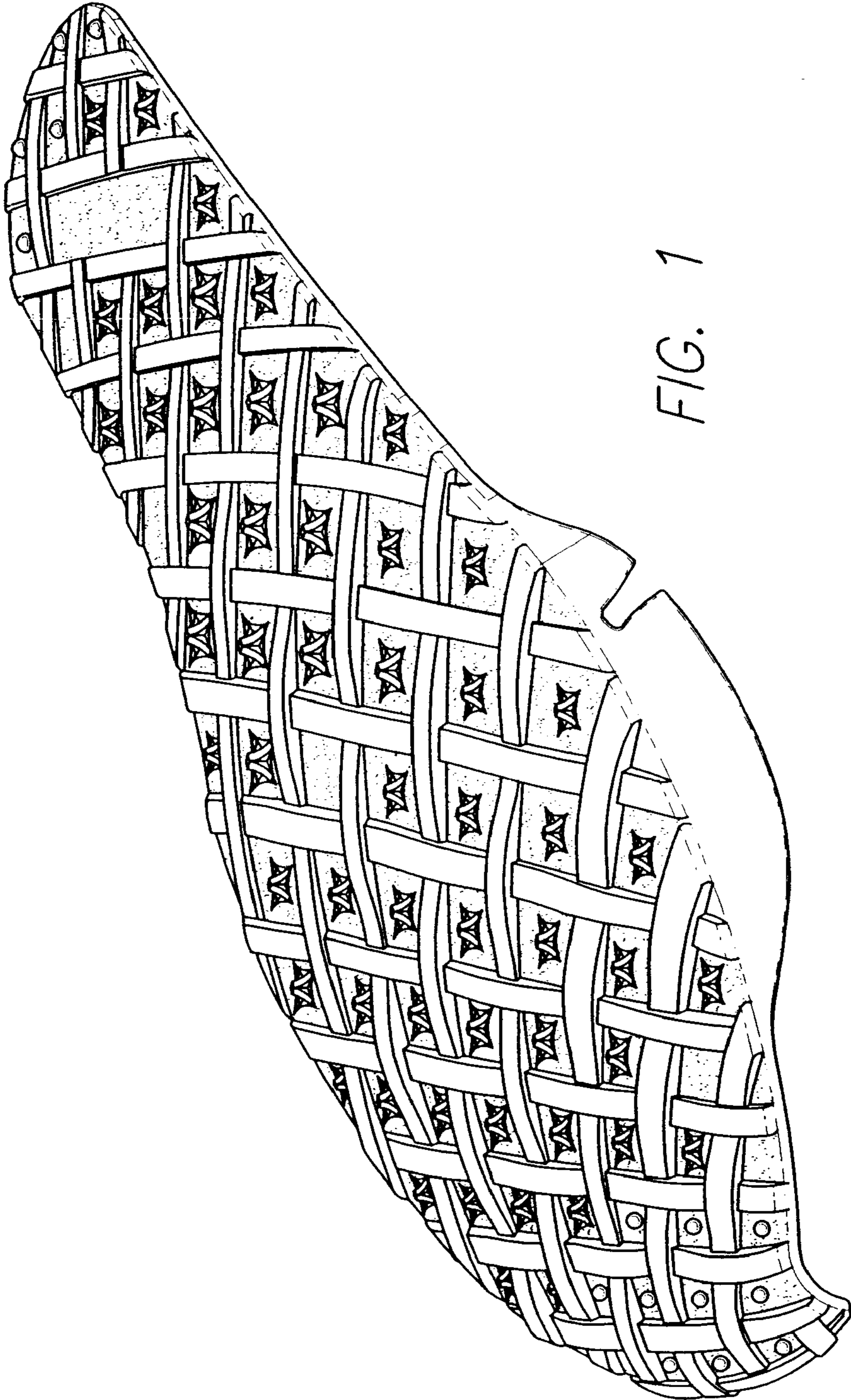


FIG. 1

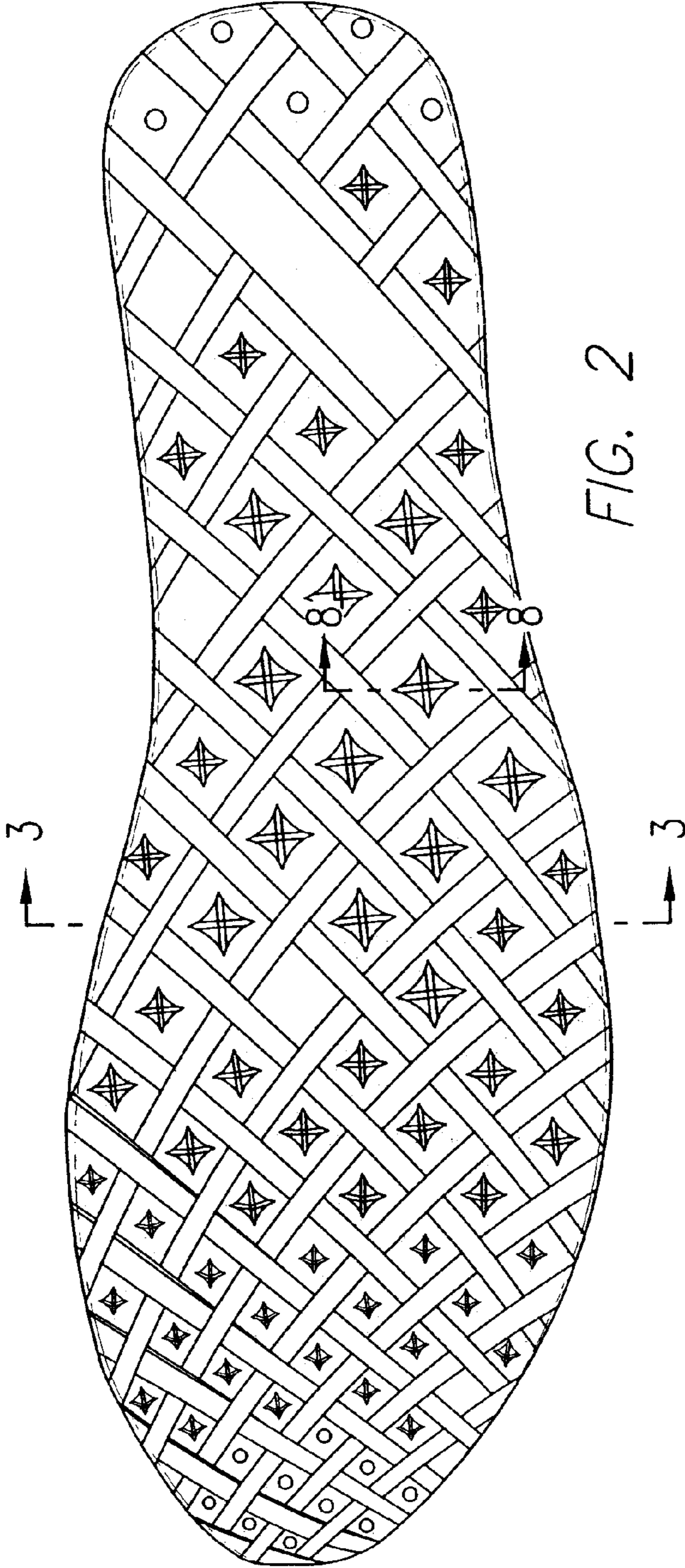


FIG. 2



FIG. 8



FIG. 3



FIG. 4




FIG. 5




FIG. 6

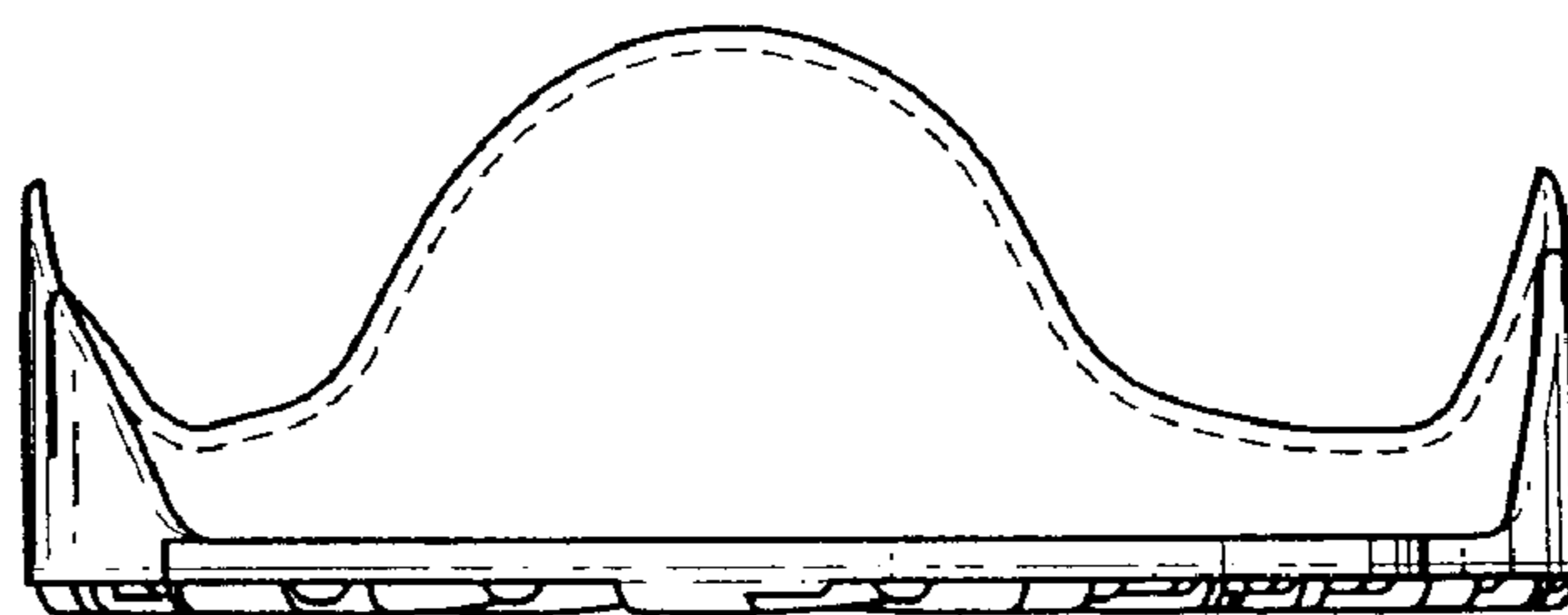


FIG. 7