



US00D509949S

(12) **United States Design Patent**
Wu

(10) **Patent No.:** **US D509,949 S**

(45) **Date of Patent:** **** Sep. 27, 2005**

(54) **SOLE**

(76) **Inventor:** **Chien-I Wu**, No. 29, Alley 120, Lane 29, Lung-Tung Road, Chung-Li City, Tao-Yuan Hsien (TW)

(**) **Term:** **14 Years**

(21) **Appl. No.:** **29/204,129**

(22) **Filed:** **Apr. 23, 2004**

(51) **LOC (8) Cl.** **02-04**

(52) **U.S. Cl.** **D2/959; D2/951; D2/953; D2/954; D2/955; D2/956; D2/957; D2/960**

(58) **Field of Search** **D2/908, 947, 951-954, D2/956, 957, 959, 960, 962, 977; 36/3 B, 22 R, 24.5, 25 R, 28, 32 R, 67 A, 67 R, 59 C, 59 R**

(56) **References Cited**

U.S. PATENT DOCUMENTS

216,380 A	*	6/1879	Clarson	36/59 R
D117,831 S	*	11/1939	Johnson	D2/959
2,580,840 A	*	1/1952	Rogndal	36/29
D259,823 S	*	7/1981	Greenlee	D2/954
5,203,792 A	*	4/1993	Kaiser	12/142 C

D335,571 S	*	5/1993	Peterson	D2/954
D335,572 S	*	5/1993	Peterson	D2/959
D389,995 S	*	2/1998	Cockrell	D2/957
D427,758 S	*	7/2000	Schneider	D2/959
D433,792 S	*	11/2000	Cockrell	D2/959
D445,243 S	*	7/2001	Cockrell	D2/957
D446,914 S	*	8/2001	Cockrell	D2/959
D446,915 S	*	8/2001	Cockrell	D2/959
D449,919 S	*	11/2001	McClaskie	D2/957

* cited by examiner

Primary Examiner—Celia A. Murphy

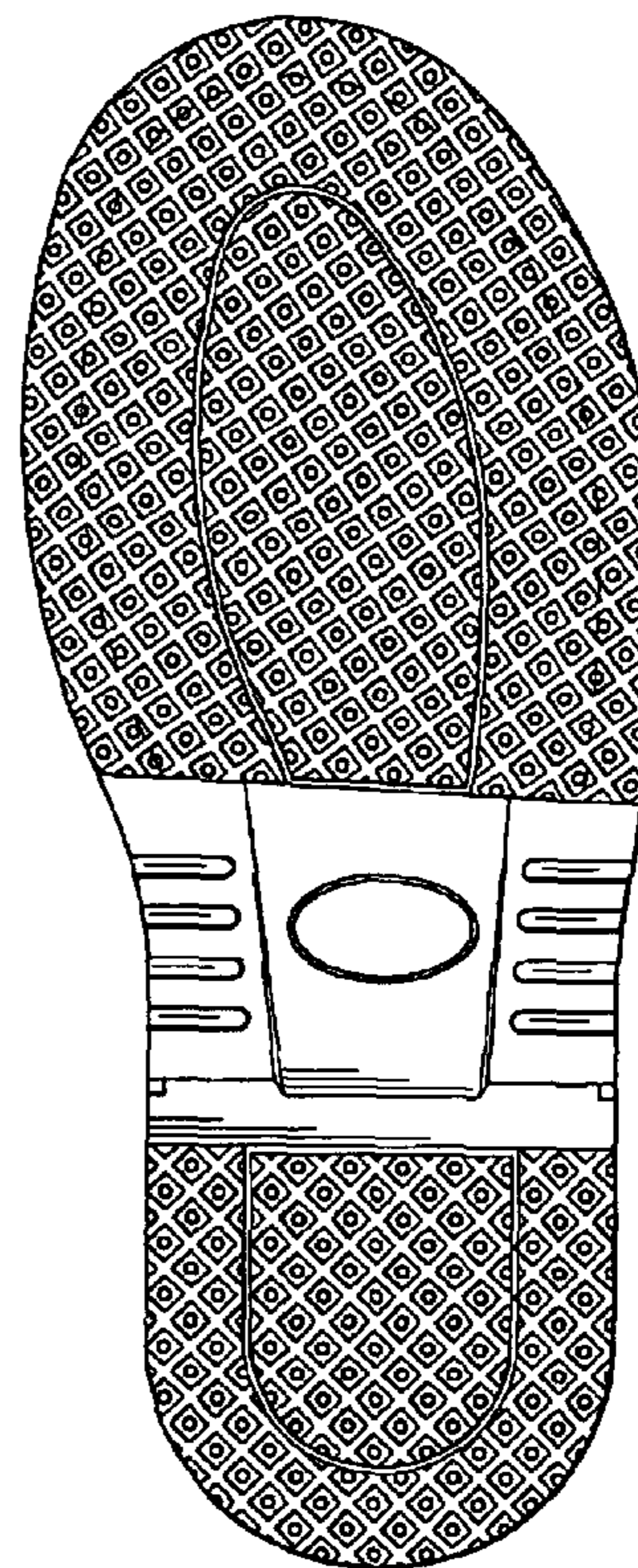
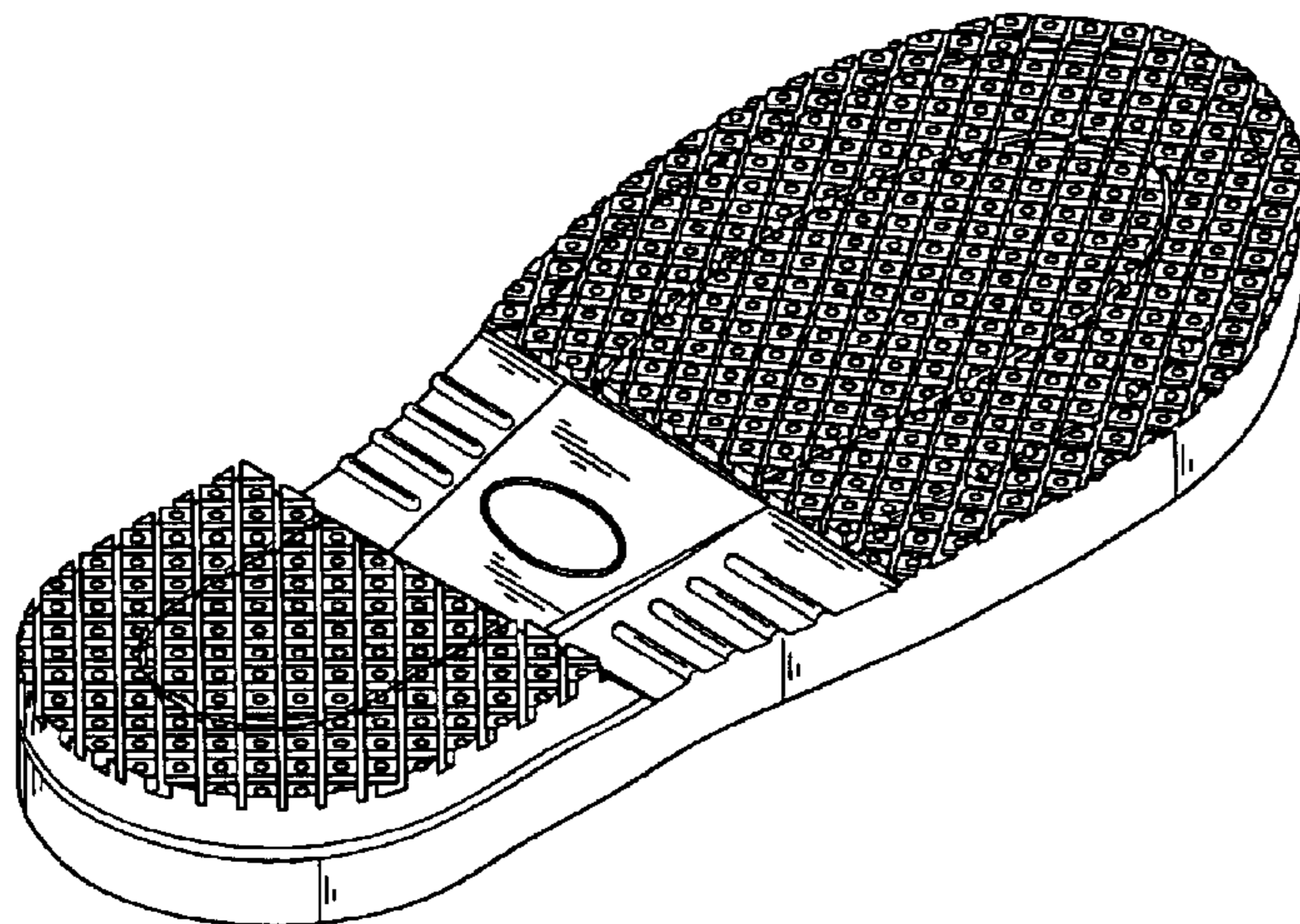
(57) **CLAIM**

The ornamental design for a sole, as shown and described.

DESCRIPTION

FIG. 1 is a perspective view of a sole showing my new design;
 FIG. 2 is a front elevational view thereof;
 FIG. 3 is a rear elevational view thereof;
 FIG. 4 is a left side elevational view thereof;
 FIG. 5 is right side elevational view thereof;
 FIG. 6 is a top view thereof; and,
 FIG. 7 is a bottom view thereof.

1 Claim, 7 Drawing Sheets



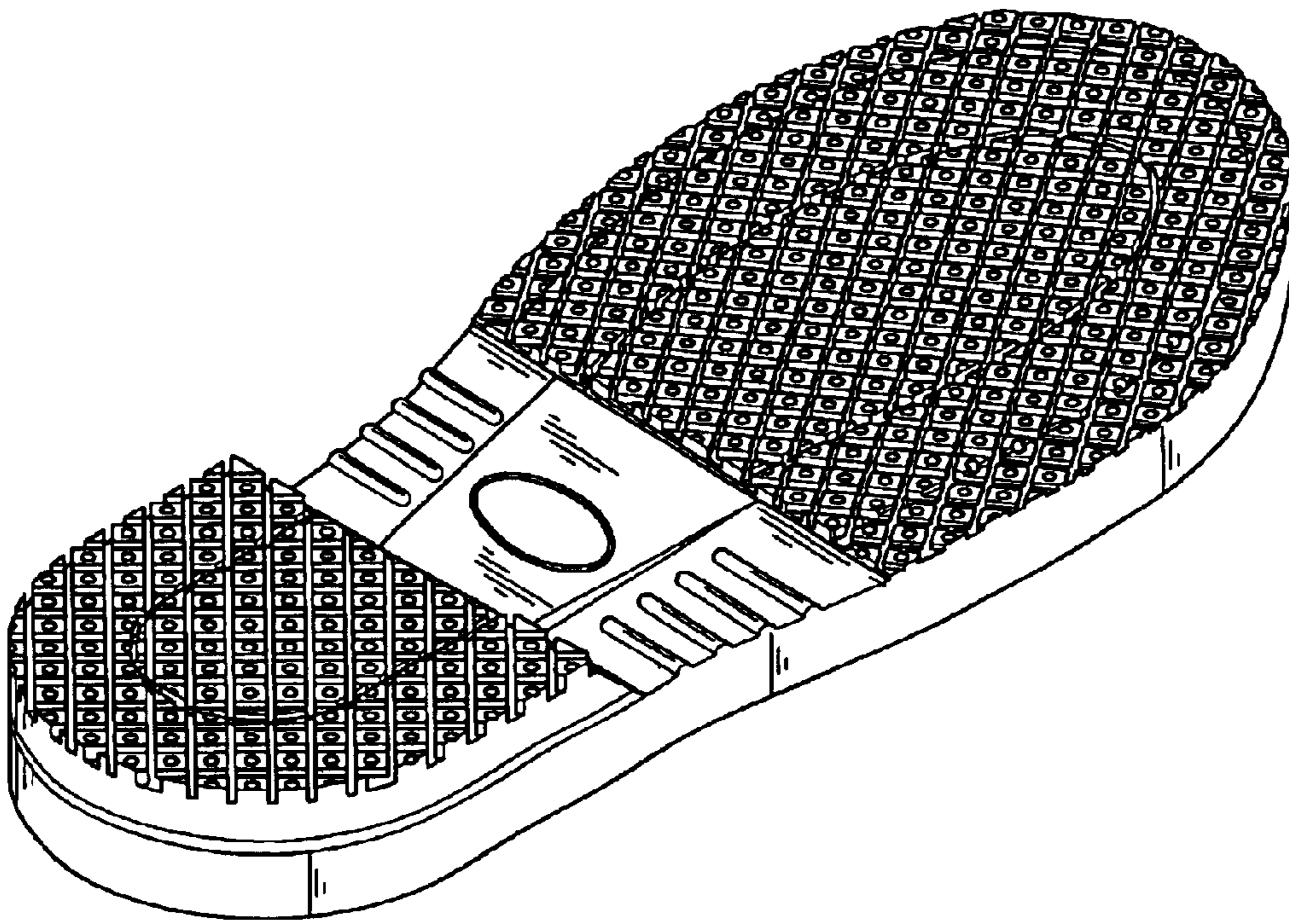


FIG. 1




FIG. 2

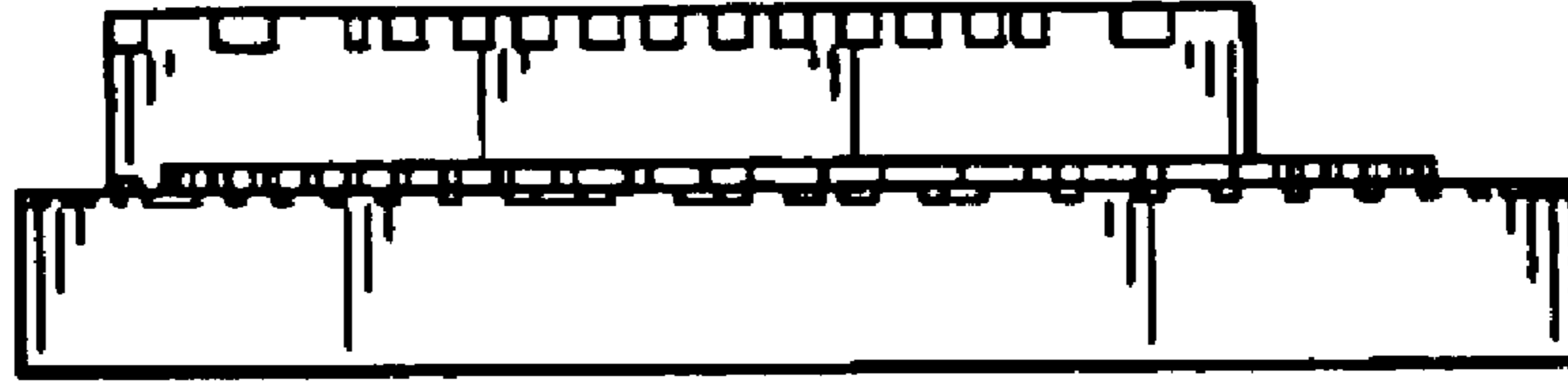


FIG. 3




FIG. 4

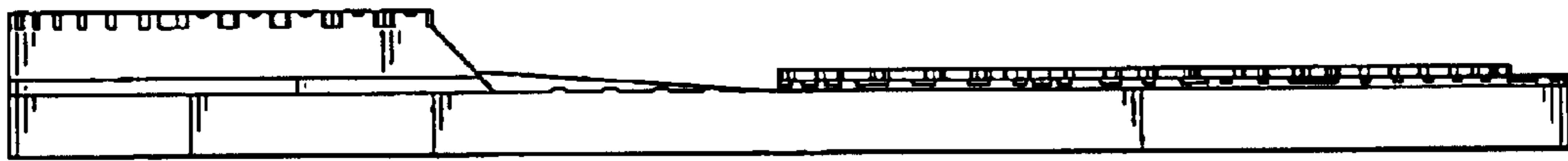


FIG. 5

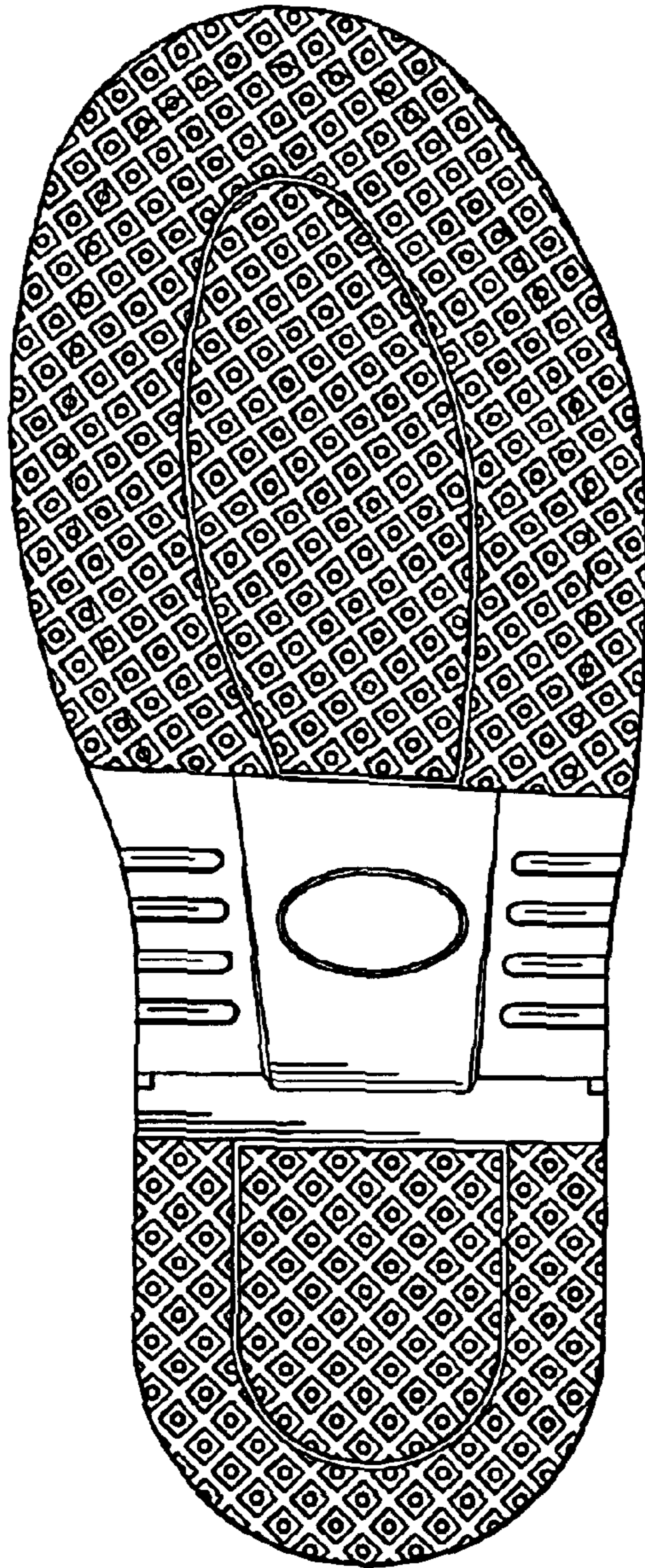


FIG. 6

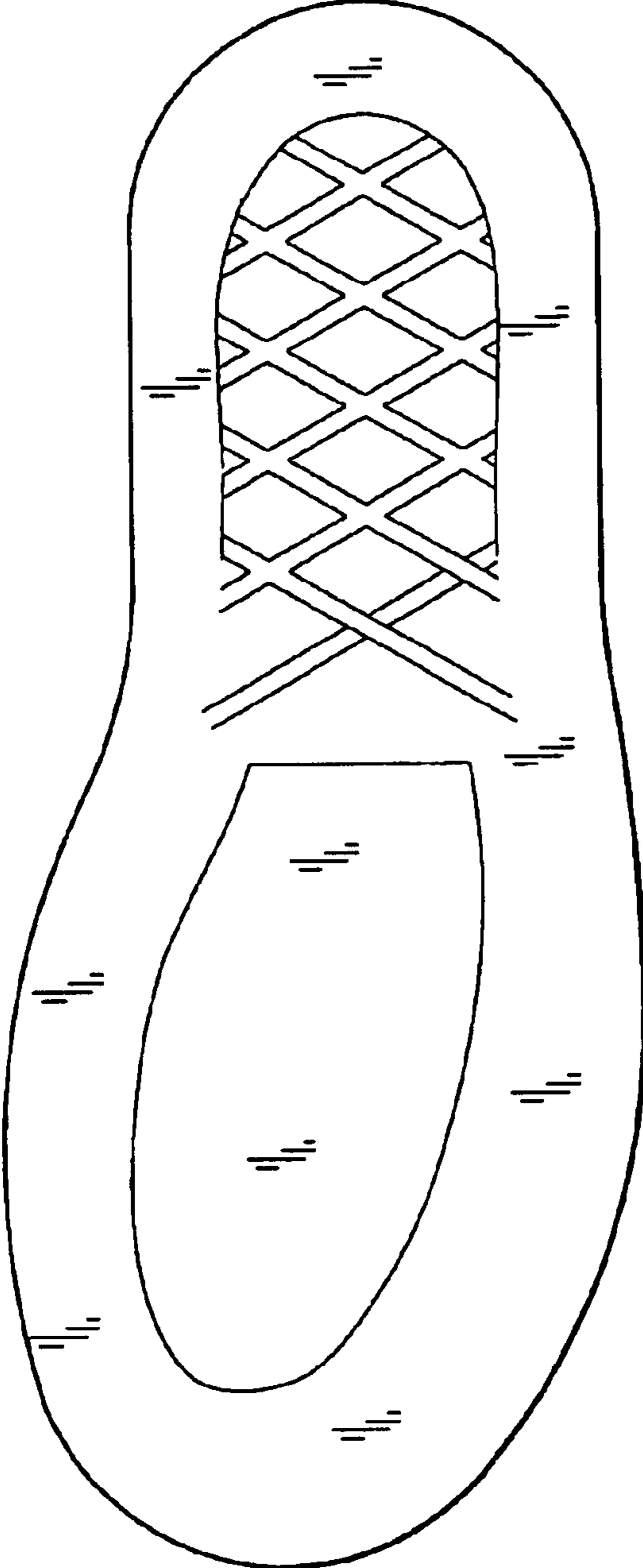


FIG. 7