



US00D509936S

(12) **United States Design Patent**  
**Barquin Santillan**

(10) **Patent No.:** **US D509,936 S**

(45) **Date of Patent:** **\*\* Sep. 20, 2005**

(54) **IRON**

(75) **Inventor:** **Francisco Javier Barquin Santillan,**  
**Queretaro (MX)**

(73) **Assignee:** **HP Intellectual Corp.,** Wilmington, DE  
**(US)**

(\*\*) **Term:** **14 Years**

(21) **Appl. No.:** **29/211,329**

(22) **Filed:** **Aug. 13, 2004**

(51) **LOC (8) Cl.** ..... **07-05**

(52) **U.S. Cl.** ..... **D32/70**

(58) **Field of Search** ..... D32/68-72; 38/69,  
38/74, 75, 77.1, 77.2, 77.3, 77.4, 77.5,  
77.6, 77.7, 77.8, 81, 88-93; 219/245-248

(56) **References Cited**

**U.S. PATENT DOCUMENTS**

999,581 A	8/1911	Mills .....	37/71
1,055,793 A	3/1913	Pogue .....	38/71
1,095,925 A	5/1914	Pogue .....	38/71
1,889,432 A	11/1932	Bollman .....	38/71
2,398,302 A	4/1946	Getgey .....	38/71
2,432,252 A	12/1947	Ryan .....	38/72
2,433,556 A	12/1947	Hume .....	38/77.82
2,484,899 A	10/1949	Mayo .....	38/99
2,678,375 A	5/1954	Gerber et al. ....	219/252
2,727,130 A	12/1955	Witt .....	38/71
2,748,511 A	6/1956	Pezza .....	38/71
3,092,707 A	6/1963	Wirth .....	38/99
3,577,859 A	5/1971	Davidson .....	38/71
D230,458 S	2/1974	Hall et al. ....	D32/69
3,811,208 A	5/1974	Vieceli et al. ....	38/77.8

D247,544 S	3/1978	Gustavsson .....	D32/70
4,206,340 A	6/1980	Osrow et al. ....	219/245 X
4,219,724 A	8/1980	Allvin .....	219/243
D257,209 S	10/1980	Baumgartner et al. ....	D32/70
4,496,826 A	1/1985	Osrow .....	219/245 X
D283,744 S	5/1986	Watanabe et al. ....	D32/69
4,810,855 A	3/1989	Dassi et al. ....	219/245 X
D370,104 S	5/1996	Gudefin .....	D32/70
D388,576 S	* 12/1997	Gudefin et al. ....	D32/70 X
D389,969 S	* 1/1998	Dziersk .....	D32/70
D393,509 S	4/1998	Gudefin .....	D32/70
D406,933 S	3/1999	Leverrier .....	D32/70
D415,865 S	10/1999	Littmann et al. ....	D32/70
D432,751 S	10/2000	Gudefin .....	D32/70
6,396,027 B1	5/2002	Wu .....	219/248
6,399,919 B1	6/2002	Wu .....	219/248
D465,309 S	11/2002	Foersterling .....	D32/35

\* cited by examiner

*Primary Examiner*—Alan P. Douglas

*Assistant Examiner*—Lavone D. Tabor

(74) *Attorney, Agent, or Firm*—Barry E. Deutsch

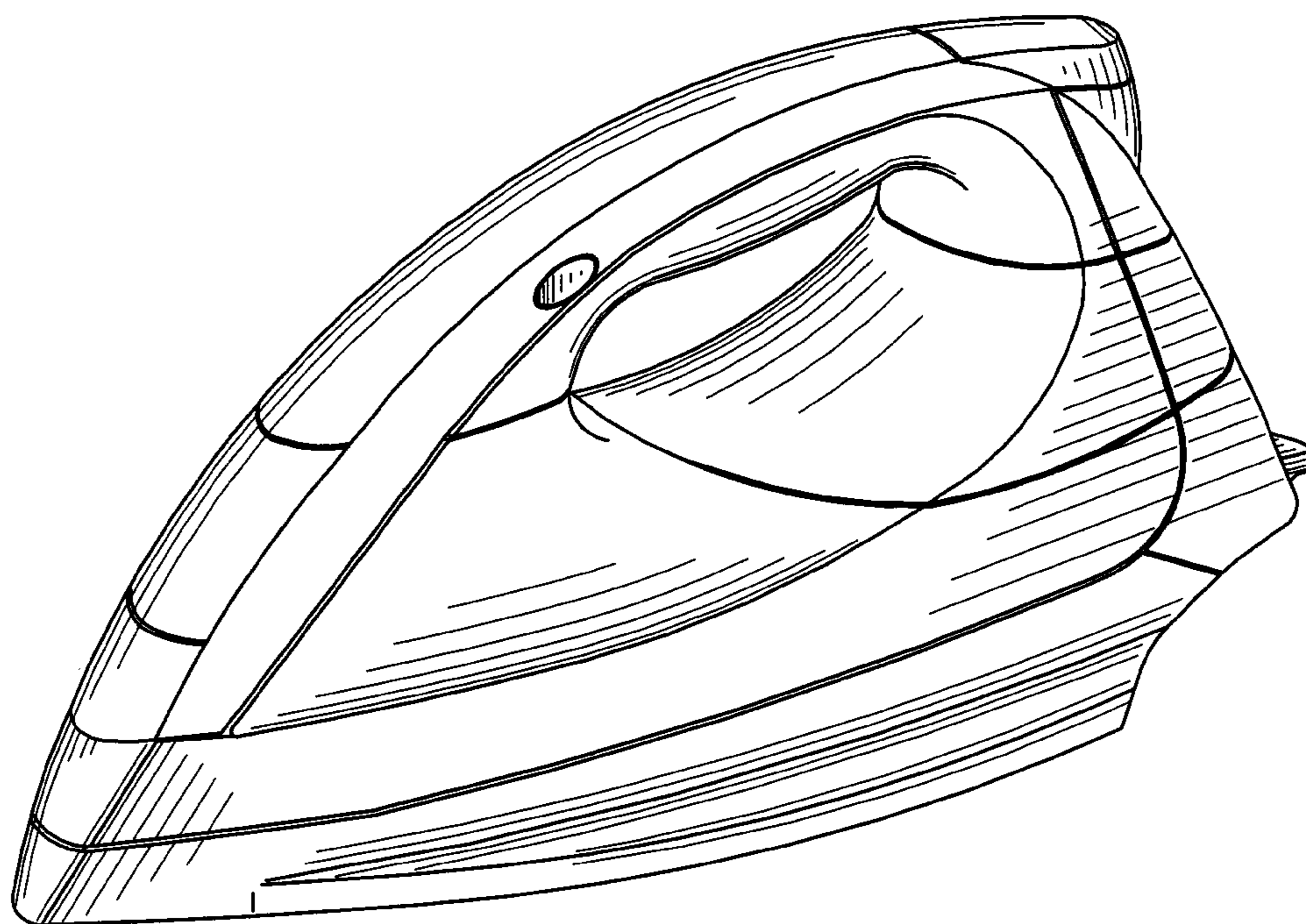
(57) **CLAIM**

The ornamental design for an iron, as shown and described.

**DESCRIPTION**

FIG. 1 is a perspective view taken from the front, top, and right side of an iron showing my new design; FIG. 2 is a left side elevation view thereof; FIG. 3 is a front elevation view thereof; FIG. 4 is a right side elevation view thereof; FIG. 5 is a top plan view thereof; FIG. 6 is a rear elevation view thereof; and, FIG. 7 is a bottom plan view thereof.

**1 Claim, 7 Drawing Sheets**



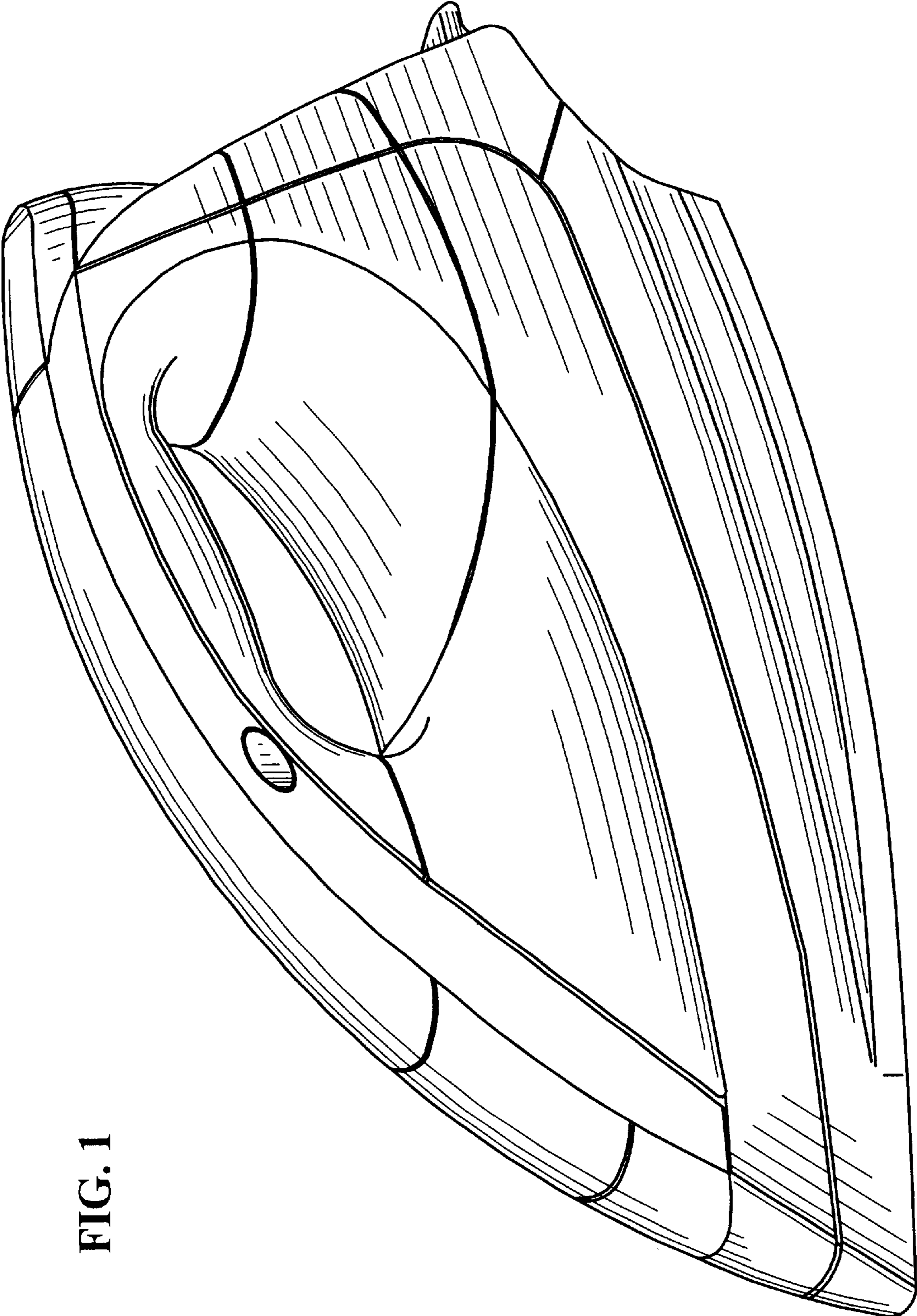


FIG. 1

FIG. 2



**FIG. 3**

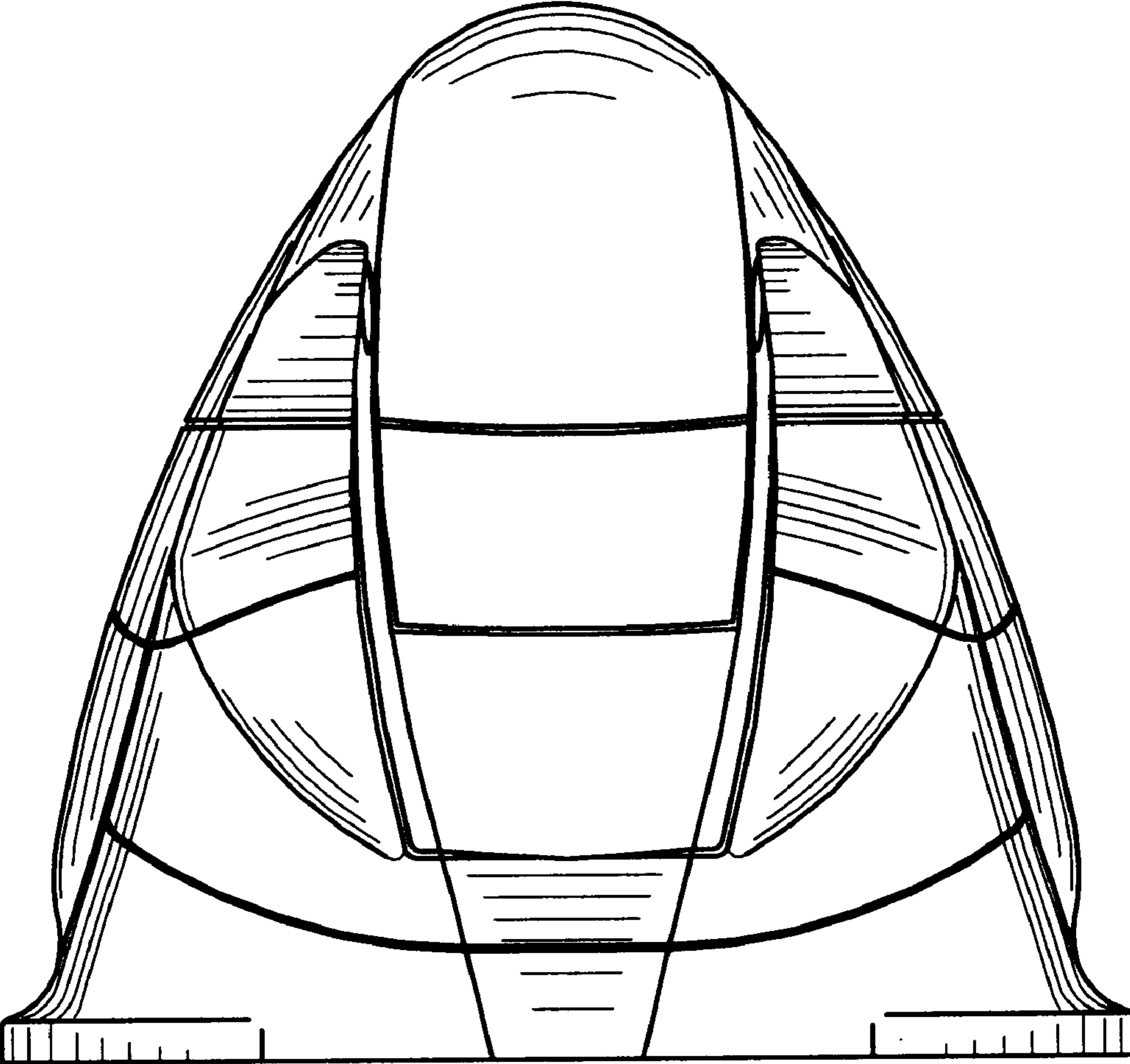




FIG. 4

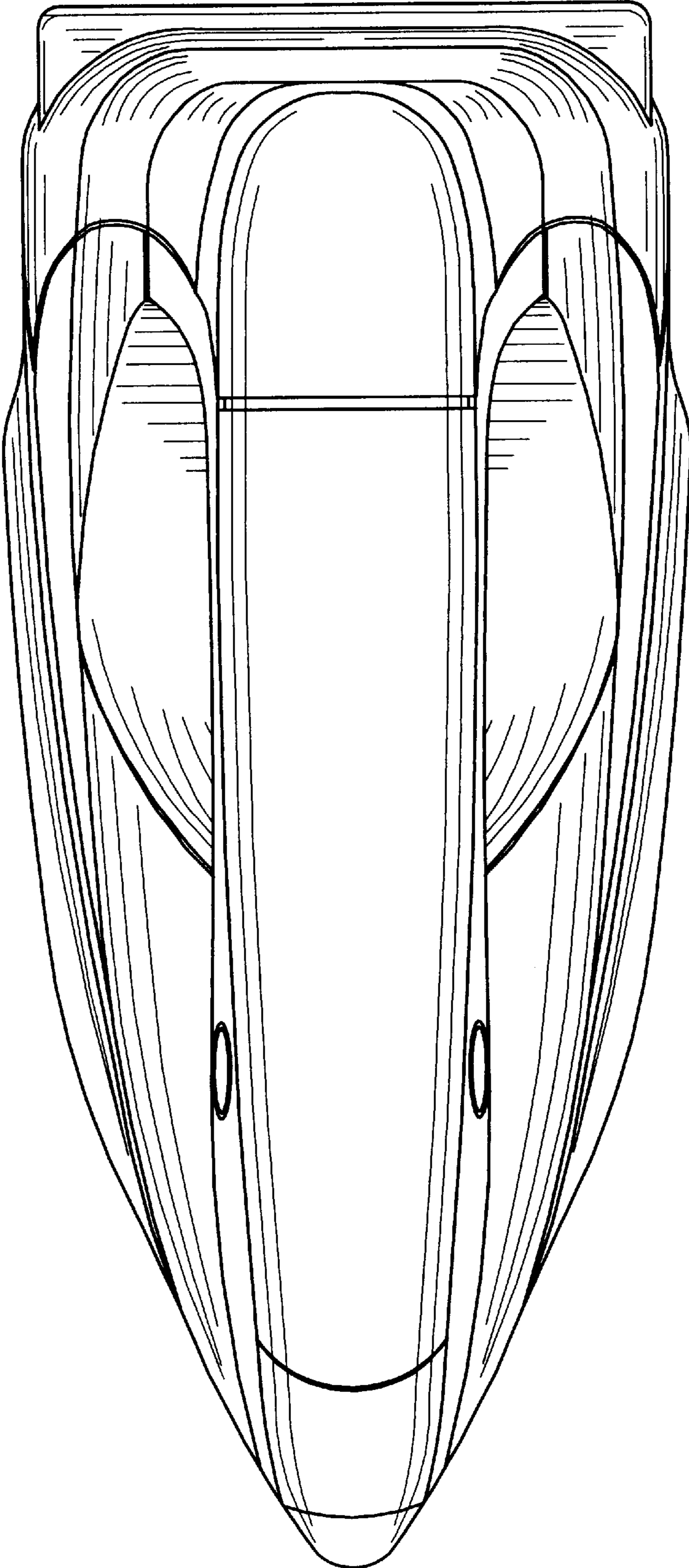
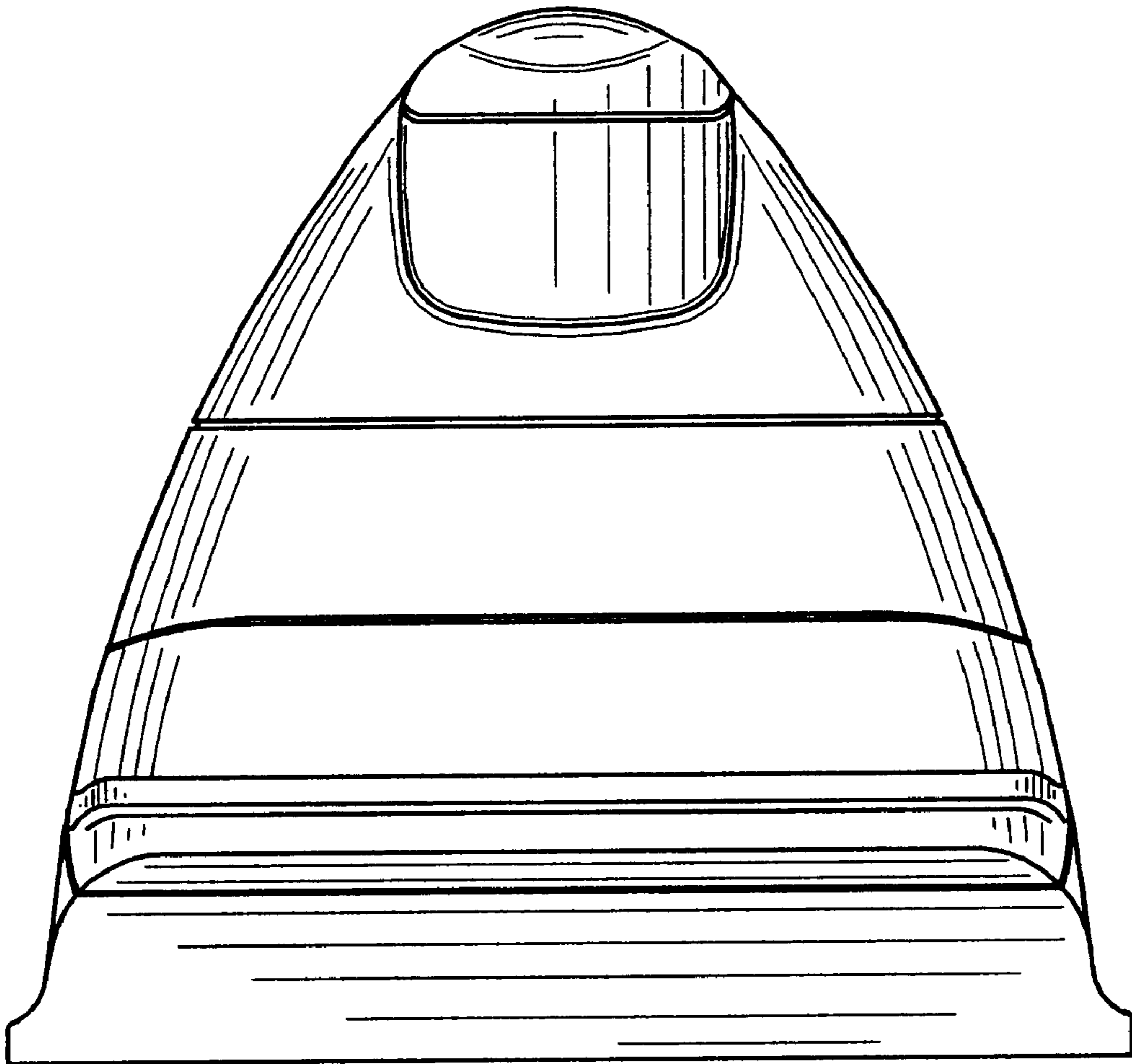


FIG. 5

FIG. 6






FIG. 7