



US00D509930S

(12) **United States Design Patent**  
**Stratford**

(10) **Patent No.:** **US D509,930 S**

(45) **Date of Patent:** **\*\* Sep. 20, 2005**

(54) **HAND-HELD CORDLESS VACUUM CLEANER**

(75) Inventor: **Mark Stratford**, Darlington (GB)

(73) Assignee: **Black & Decker Inc.**, Newark, DE (US)

(\*\*) Term: **14 Years**

(21) Appl. No.: **29/191,871**

(22) Filed: **Oct. 15, 2003**

(51) **LOC (8) Cl.** ..... **15-05**

(52) **U.S. Cl.** ..... **D32/18**

(58) **Field of Search** ..... D32/17-18; 15/329, 15/344, 320-321

(56) **References Cited**

**U.S. PATENT DOCUMENTS**

2,036,789 A	4/1936	Baker
D231,658 S	5/1974	Stauft
D247,341 S	2/1978	Pelly

(Continued)

**FOREIGN PATENT DOCUMENTS**

DE	M 90 03 459.7	5/1990
DE	M 92 09 313.2	6/1992
DE	M 95 03 475	2/1996
DE	499 05 799.6	6/1999
DE	402 04 204.2	12/2001
DE	402 05 147.5	6/2002
DE	402 06 638	8/2002
WO	DM/017 901	5/1990
WO	DM/031 691	8/1994
WO	DM/035 050	12/1995
WO	DM/039 209	2/1997
WO	DM/046 310	1/1999
WO	DM/049 236	9/1999
WO	DM/054 899	3/2000
WO	DM/061 449	11/2001

*Primary Examiner*—Ruth McInroy

(74) *Attorney, Agent, or Firm*—Harness, Dickey & Pierce, P.L.C.

(57) **CLAIM**

The ornamental design for a hand-held cordless vacuum cleaner, as shown and described.

**DESCRIPTION**

FIG. 1 is a front perspective view of a hand-held cordless vacuum cleaner constructed in accordance with the teachings of the present invention;

FIG. 2 is a front elevation view of the hand-held cordless vacuum cleaner of FIG. 1;

FIG. 3 is a left side elevation view of the hand-held cordless vacuum cleaner of FIG. 1;

FIG. 4 is a rear elevation view of the hand-held cordless vacuum cleaner of FIG. 1;

FIG. 5 is a right side elevation view of the hand-held cordless vacuum cleaner of FIG. 1;

FIG. 6 is a top plan view of the hand-held cordless vacuum cleaner of FIG. 1;

FIG. 7 is a bottom plan view of the hand-held cordless vacuum cleaner of FIG. 1;

FIG. 8 is a front perspective view of a second embodiment thereof;

FIG. 9 is a front elevation view of the hand-held cordless vacuum cleaner of FIG. 8;

FIG. 10 is a left side elevation view of the hand-held cordless vacuum cleaner of FIG. 8;

FIG. 11 is a rear elevation view of the hand-held cordless vacuum cleaner of FIG. 8;

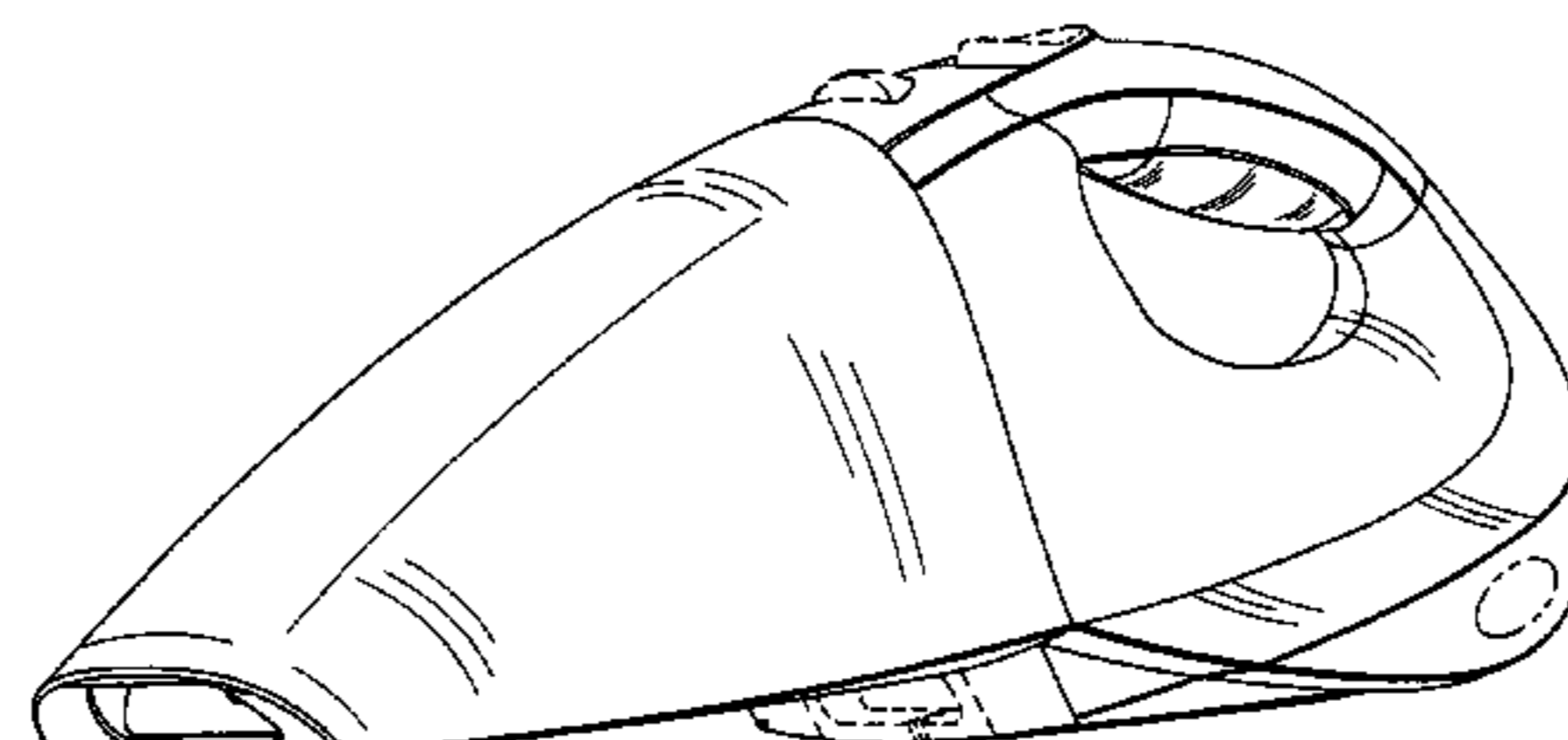
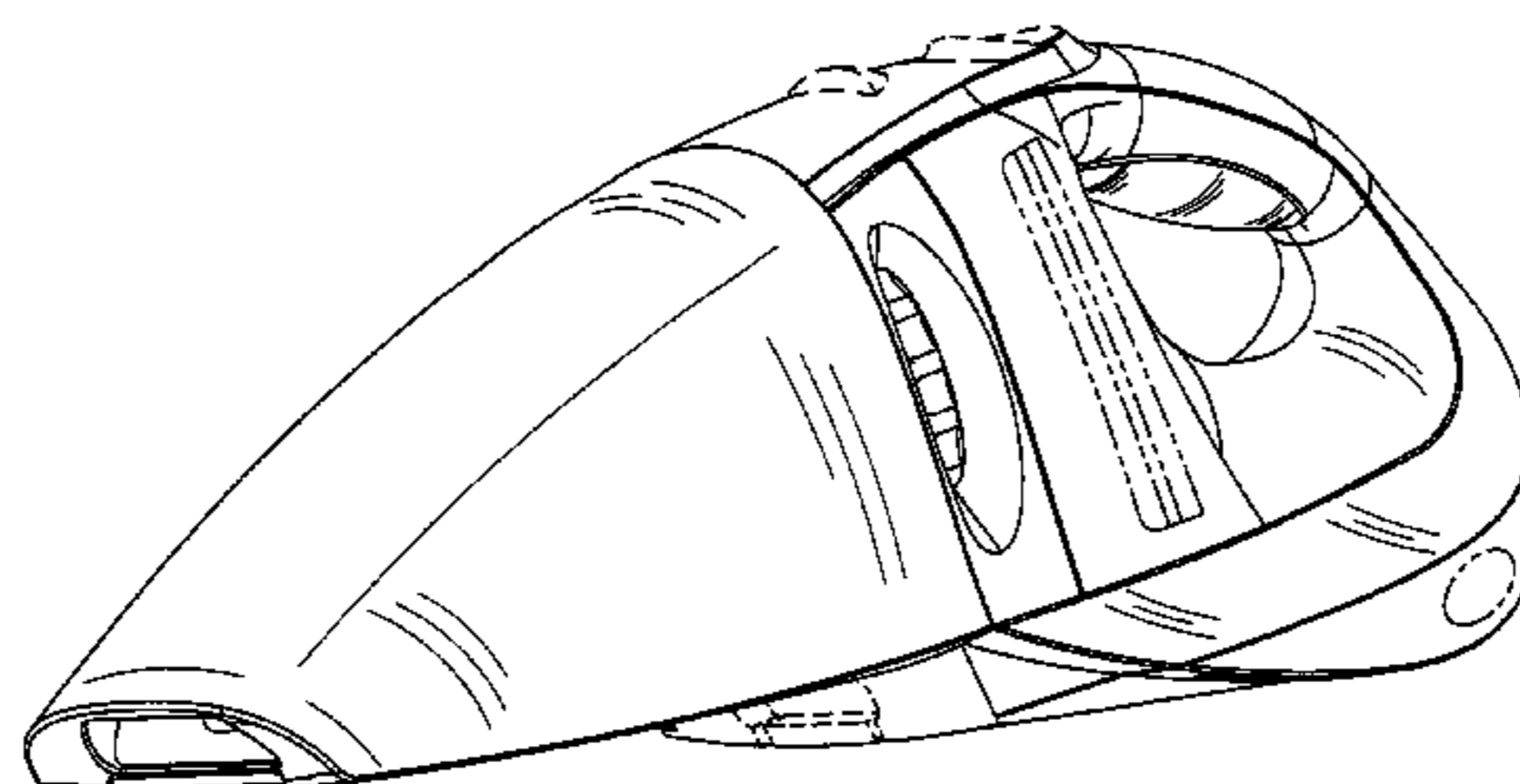
FIG. 12 is a right side elevation view of the hand-held cordless vacuum cleaner of FIG. 8;

FIG. 13 is a top plan view of the hand-held cordless vacuum cleaner of FIG. 8; and,

FIG. 14 is a bottom plan view of the hand-held cordless vacuum cleaner of FIG. 8.

The broken lines in FIGS. 1 through 14 form no part of the claimed design.

**1 Claim, 8 Drawing Sheets**



# US D509,930 S

Page 2

## U.S. PATENT DOCUMENTS

4,209,875 A	7/1980	Pugh et al.	D387,516 S	*	12/1997	Murray et al. ....	D32/18
4,225,814 A	9/1980	Gantz et al.	D400,166 S		10/1998	Concari et al.	
D257,661 S	12/1980	Gantz	D400,499 S		11/1998	Bunyea	
D265,899 S	8/1982	House, II	D409,976 S		5/1999	Buck	
D278,278 S	4/1985	McCloskey	5,966,774 A		10/1999	Bone et al.	
D288,015 S	1/1987	Verdier et al.	D418,108 S		12/1999	Snider	
D289,631 S	5/1987	Osit	D421,671 S	*	3/2000	Thomas et al. ....	D32/18
4,716,352 A	12/1987	Hurn et al.	6,108,864 A	*	8/2000	Thomas et al. ....	15/350
4,841,594 A	6/1989	Elson et al.	6,160,389 A		12/2000	Watts	
D306,225 S	2/1990	Correa	D437,983 S		2/2001	Stratford	
4,928,346 A	5/1990	Elson et al.	D440,719 S		4/2001	Stratford	
4,934,020 A	6/1990	Jackson	D440,720 S	*	4/2001	Stratford .....	D32/18
D313,831 S	1/1991	Gildersleeve	D441,151 S		4/2001	Stratford	
D314,846 S	2/1991	deBlois	D441,152 S		4/2001	Stratford	
D315,622 S	3/1991	deBlois et al.	D441,926 S		5/2001	Stratford	
5,043,650 A	8/1991	Bhagwat et al.	D443,004 S		5/2001	Chan	
5,092,015 A	3/1992	Kosten et al.	D443,740 S		6/2001	Stratford	
D325,271 S	4/1992	Osit	D444,926 S	*	7/2001	Stratford .....	D32/31
5,105,505 A	4/1992	Reed, Jr.	D445,974 S		7/2001	Stratford	
D327,342 S	6/1992	Leung et al.	D445,975 S		7/2001	Stratford	
5,134,751 A	8/1992	Reed, Jr. et al.	D458,424 S		6/2002	Chen	
5,144,217 A	9/1992	Gardner et al.	D460,412 S		7/2002	Nawrozki	
5,148,094 A	9/1992	Parks et al.	D461,447 S		8/2002	Nawrozki	
D352,141 S	11/1994	Correa et al.	D463,359 S		9/2002	Nawrozki	
D355,058 S	1/1995	Phelan	D463,632 S		9/2002	Stratford	
D356,191 S	3/1995	Phelan	D463,633 S		9/2002	Stratford	
D371,650 S	7/1996	Dingelstad	D466,476 S		12/2002	Stratford	
D379,690 S	6/1997	Howell et al.					

\* cited by examiner

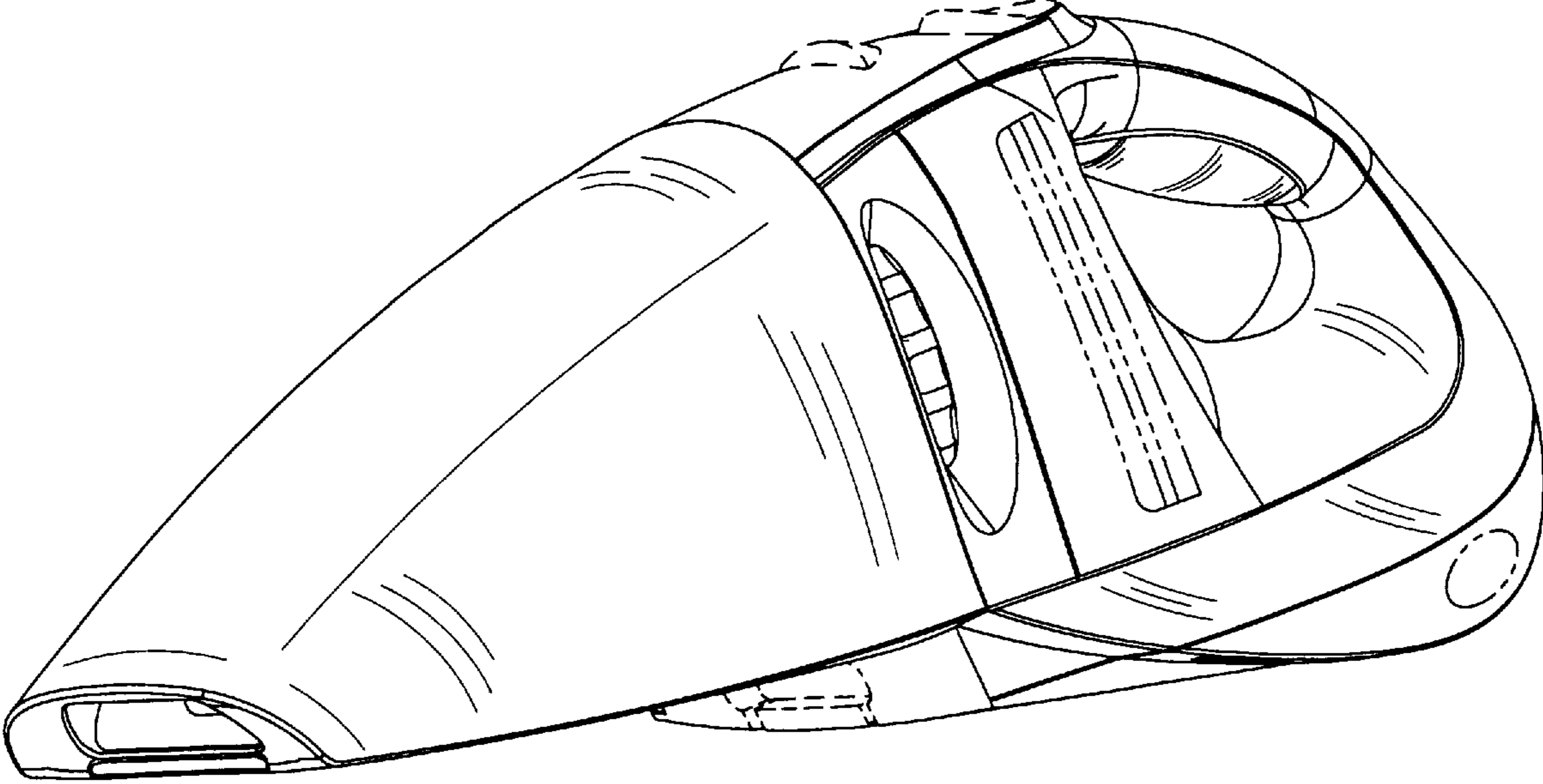


Fig-1

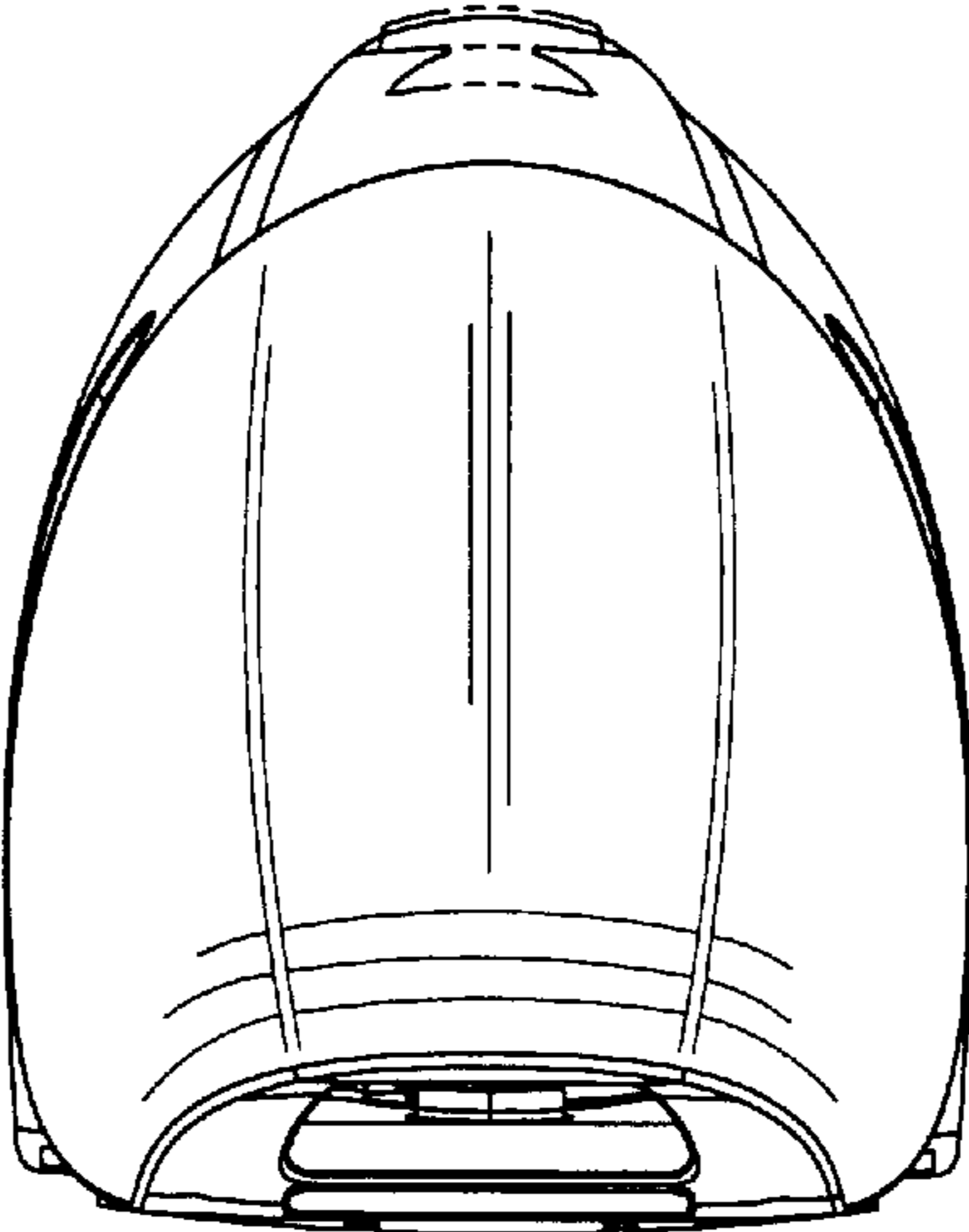


Fig-2

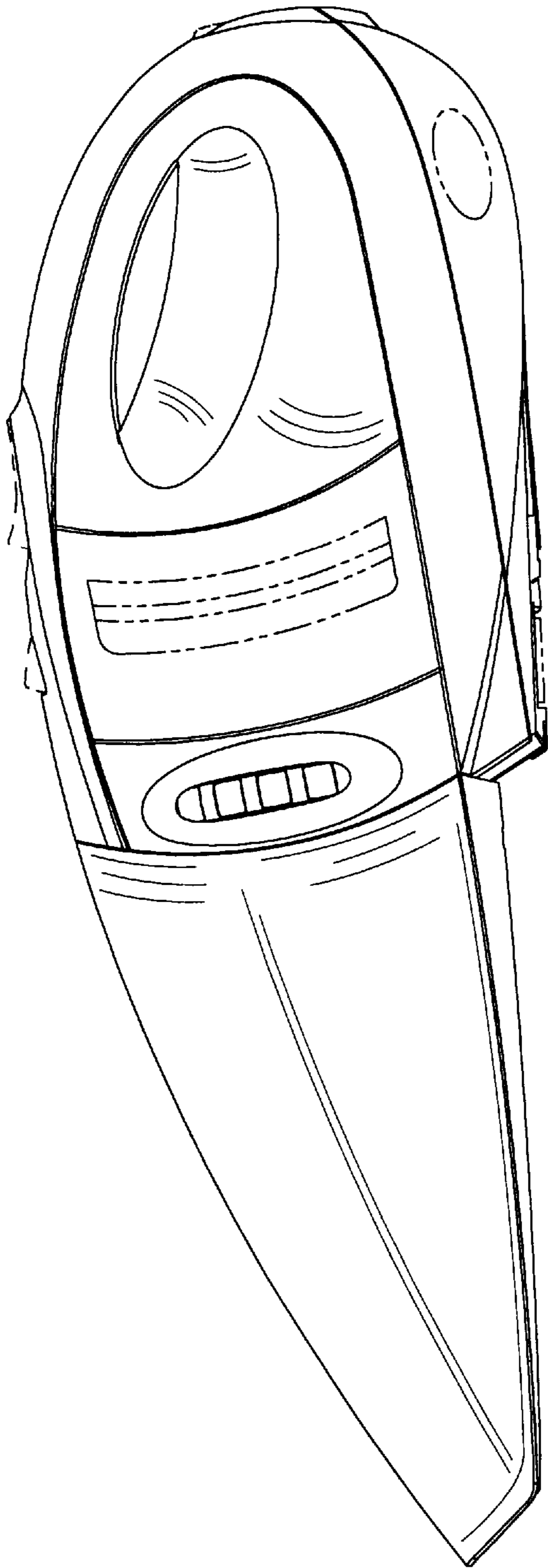


Fig-3

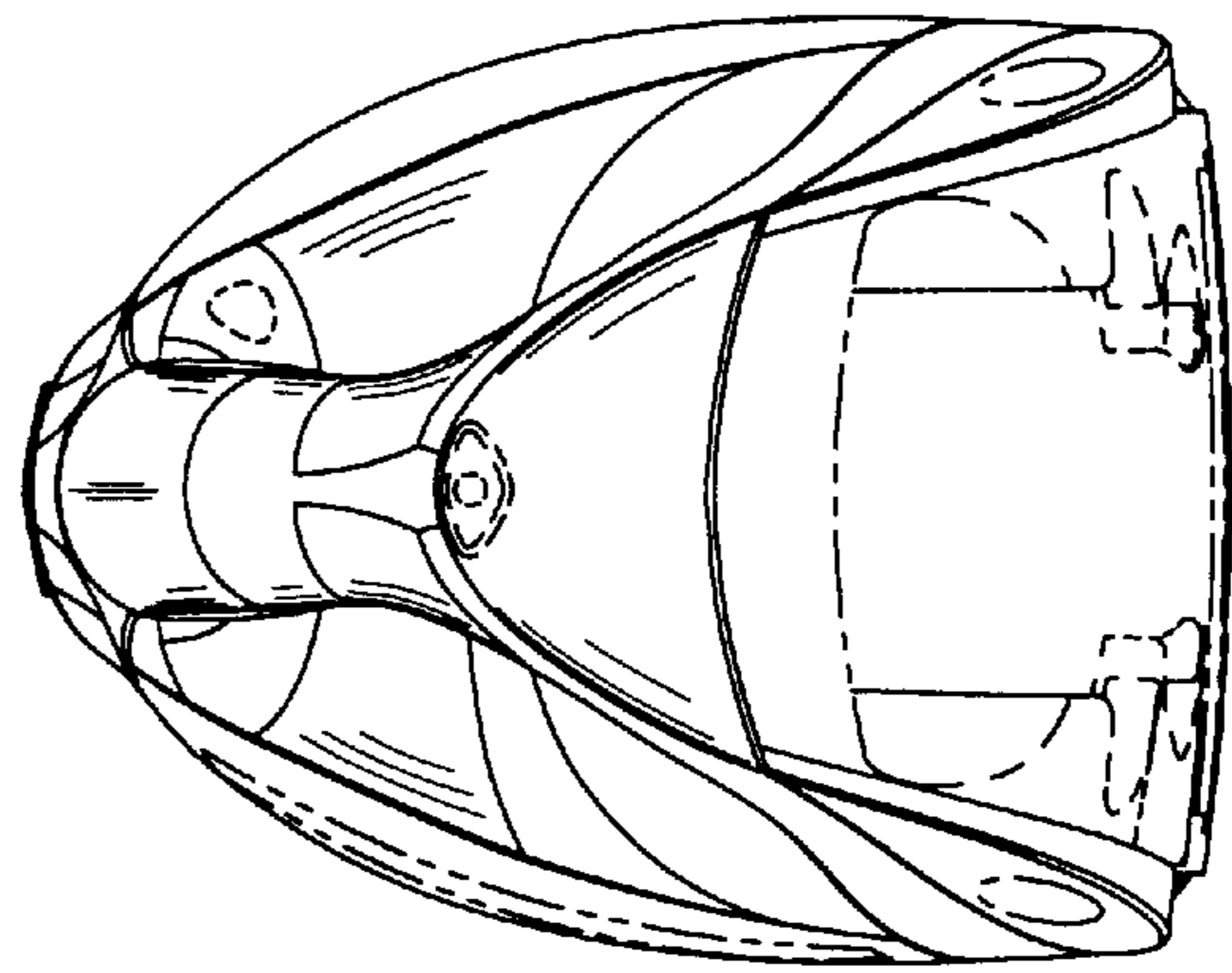


Fig-4



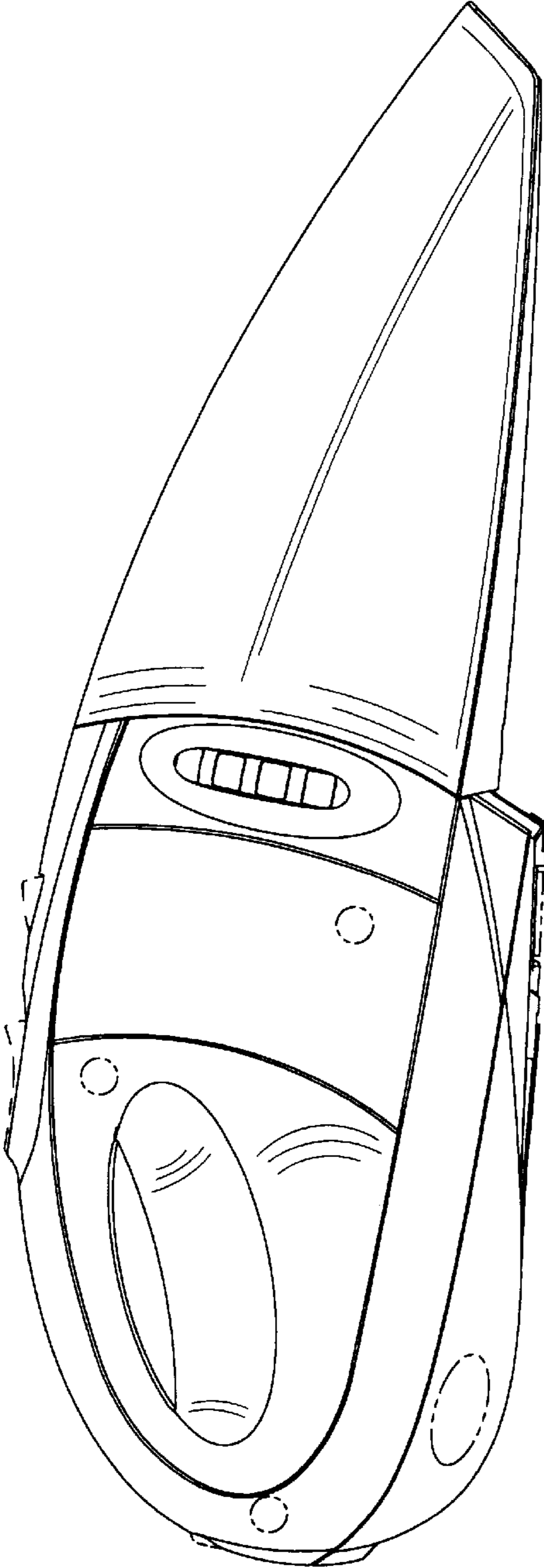


Fig-5

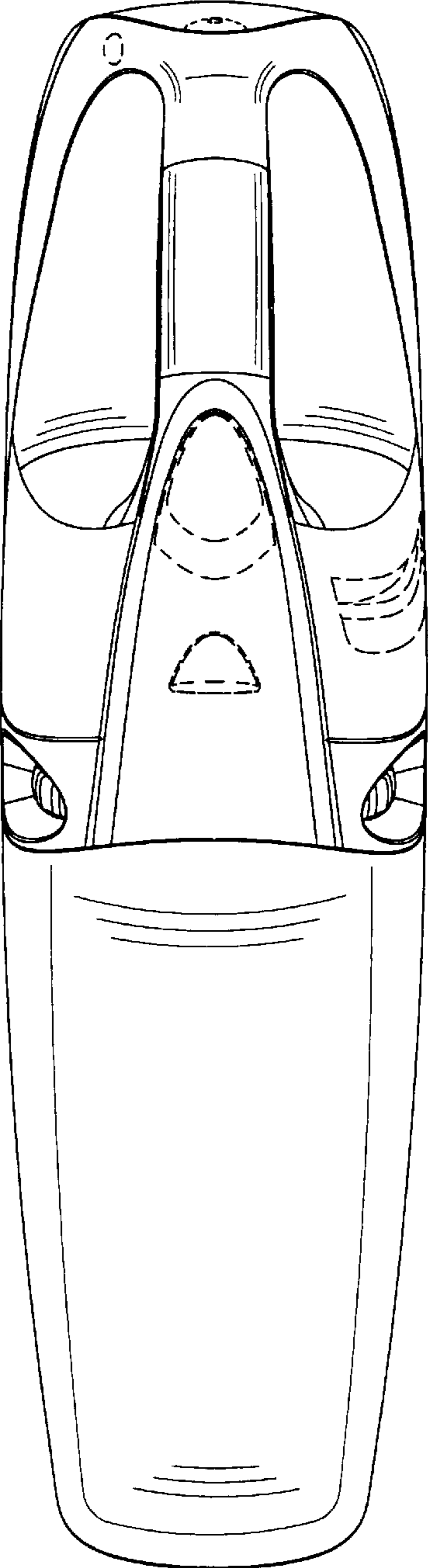


Fig-6




Fig-7

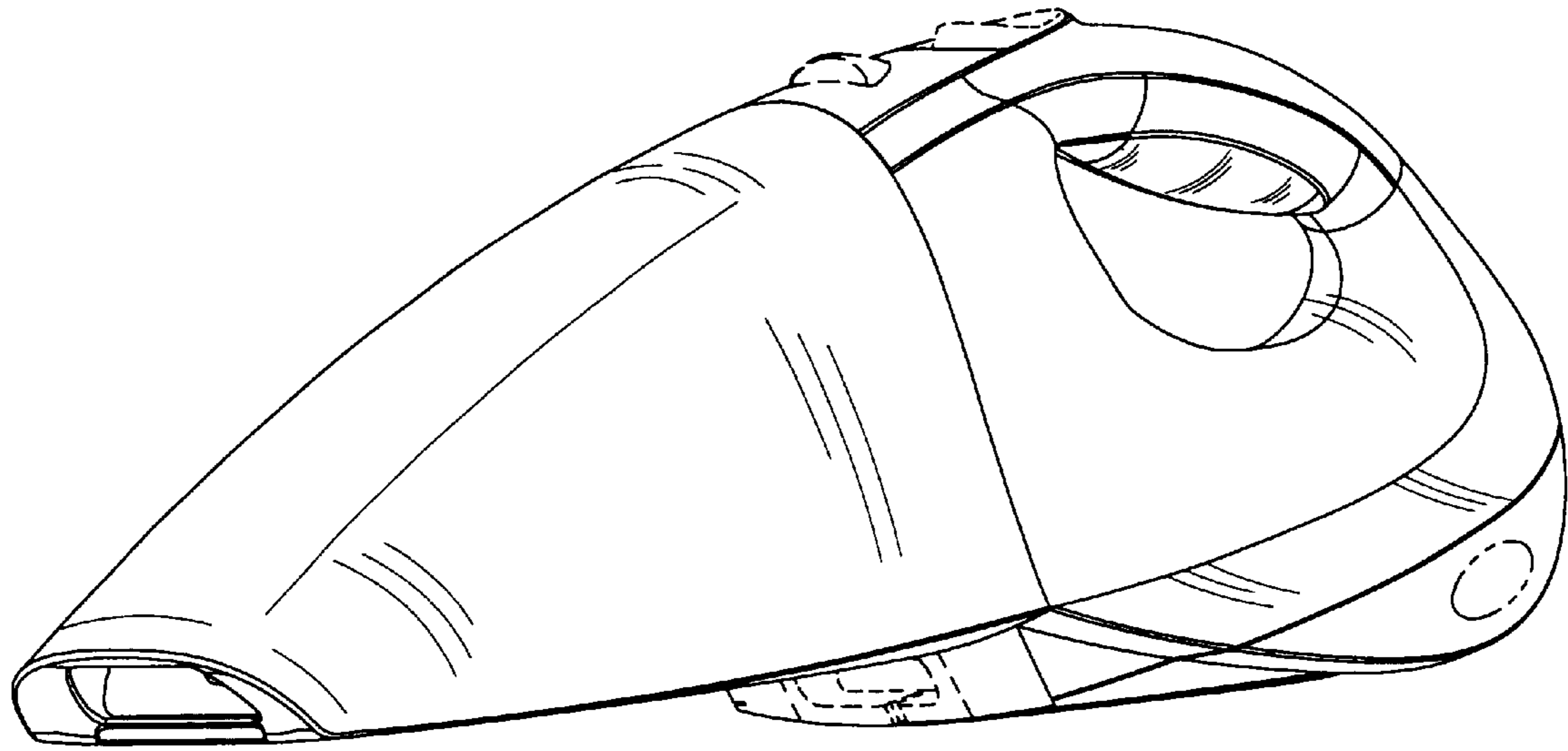


Fig-8

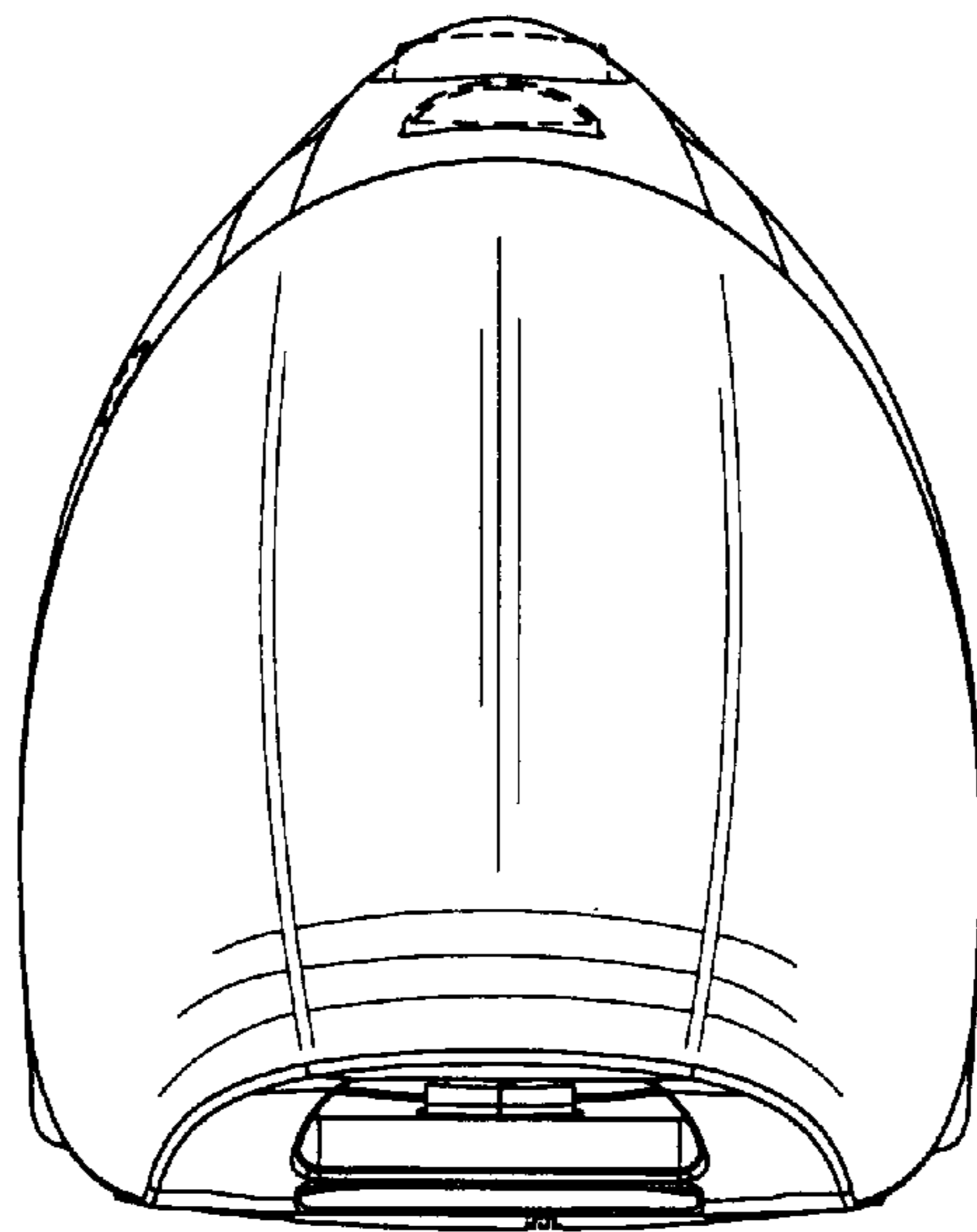


Fig-9



Fig-10

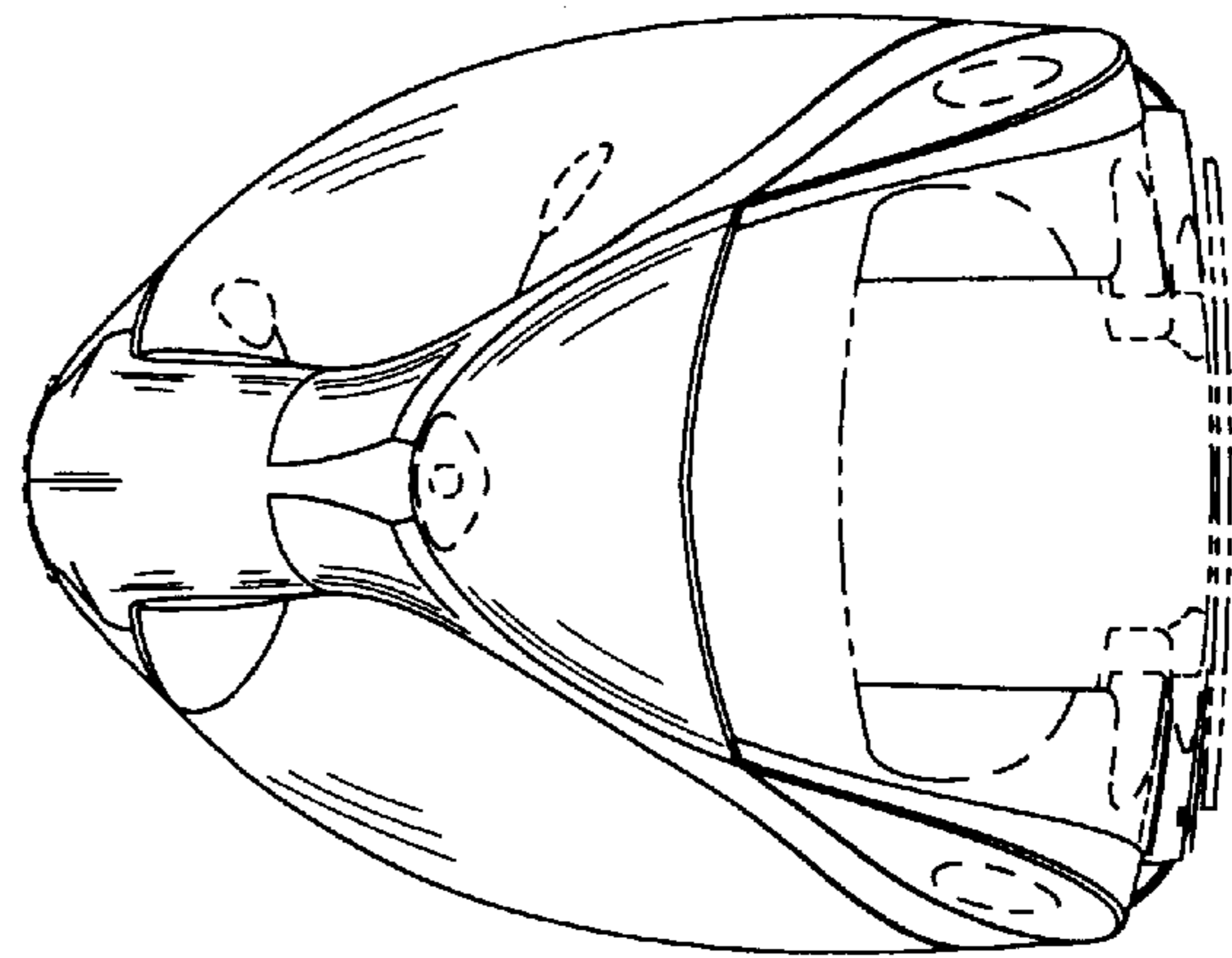


Fig-11



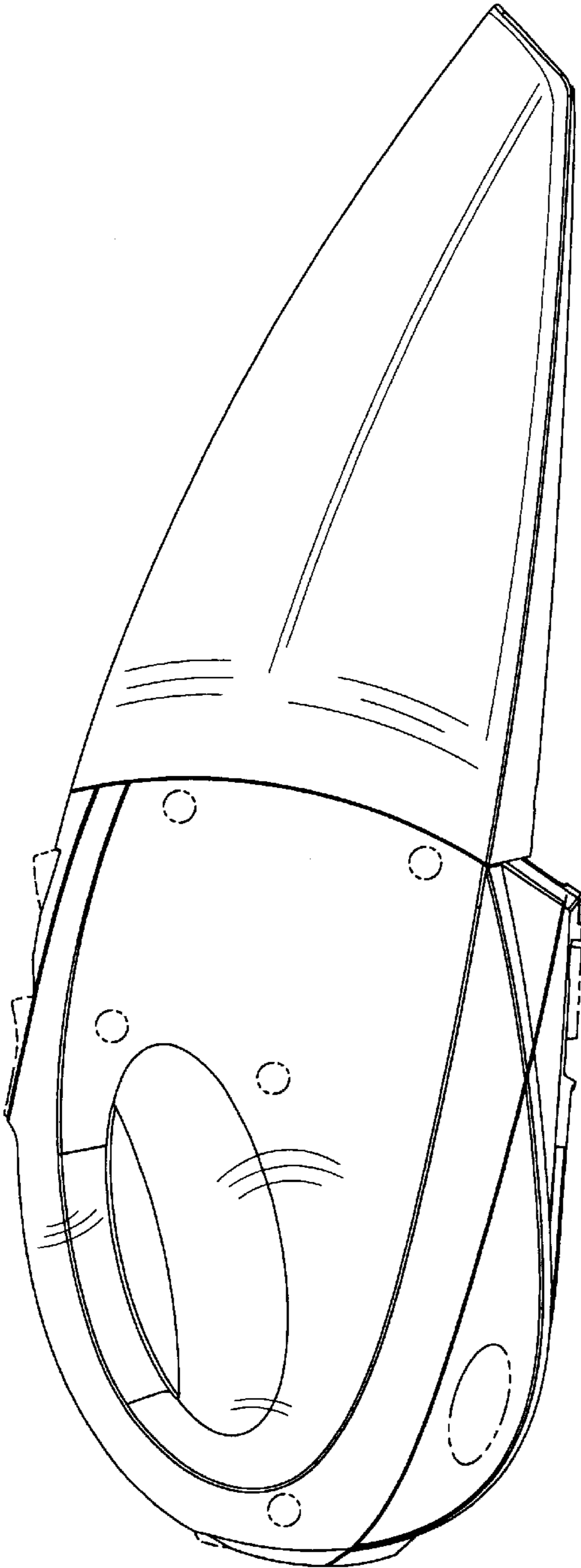


Fig-12

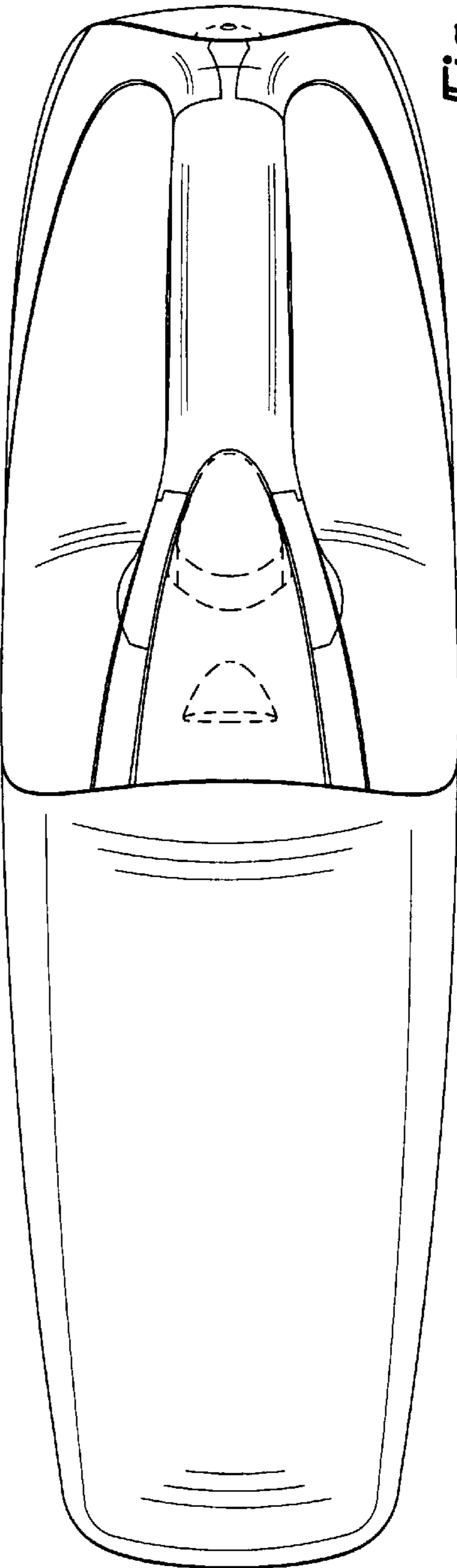


Fig-13




Fig-14