

US00D509911S

(12) **United States Design Patent**
Shillingburg

(10) **Patent No.: US D509,911 S**

(45) **Date of Patent: ** Sep. 20, 2005**

(54) **CONSTRUCTION BLOCK FACES**

(76) **Inventor: Curtis W. Shillingburg**, 634 Wagon Trail, Rock Hill, SC (US) 29732

(**) **Term: 14 Years**

(21) **Appl. No.: 29/213,914**

(22) **Filed: Sep. 24, 2004**

(51) **LOC (8) Cl. 25-01**

(52) **U.S. Cl. D25/113**

(58) **Field of Search** D25/112-118,
D25/164, 151; D21/483-486, 499-505;
405/15-16, 284, 286; 404/34, 37-42, 44-45;
52/102, 503-505, 596-609, 612

(56) **References Cited**

U.S. PATENT DOCUMENTS

1,727,362 A	*	9/1929	Bone	52/605
D235,570 S	*	6/1975	Barton	D21/499
D441,464 S	*	5/2001	Pribyl	D25/118

* cited by examiner

Primary Examiner—Robert A. Delehanty

(74) *Attorney, Agent, or Firm*—Schwartz Law Firm P.C.

(57) **CLAIM**

I claim the ornamental design for a construction block faces, as shown and described.

DESCRIPTION

FIG. 1 is a perspective view of a first construction block face

according to one preferred embodiment of the present design; the body of the block being shown in phantom and forming no part of the claimed design;

FIG. 2 is a perspective view of a second construction block face according to one preferred embodiment of the present design; the body of the block being shown in phantom and forming no part of the claimed design;

FIG. 3 is a top view of the first and second block faces; the body of the block being shown in phantom and forming no part of the claimed design;

FIG. 4 is a bottom view of the first and second block faces; the body of the block being shown in phantom and forming no part of the claimed design;

FIG. 5 is a right side view of the first and second block faces; the body of the block being shown in phantom and forming no part of the claimed design;

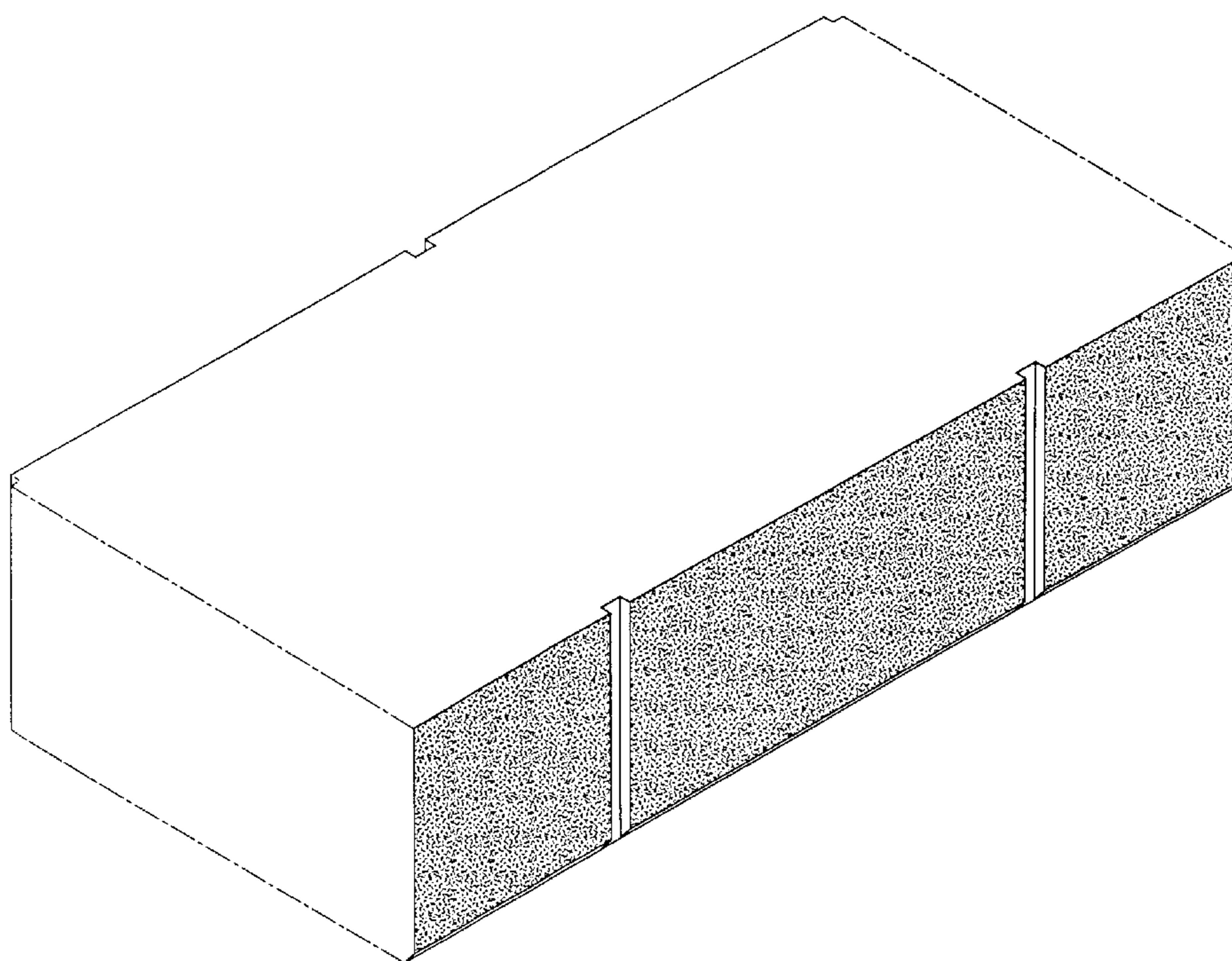
FIG. 6 is a left side view of the first and second block faces; the body of the block being shown in phantom and forming no part of the claimed design;

FIG. 7 is a front view of the first block face; and,

FIG. 8 is a front view of the second block face.

The broken line showing of the portion of the block between the faces is for illustrative purposes only and forms no part of the claimed design.

1 Claim, 8 Drawing Sheets



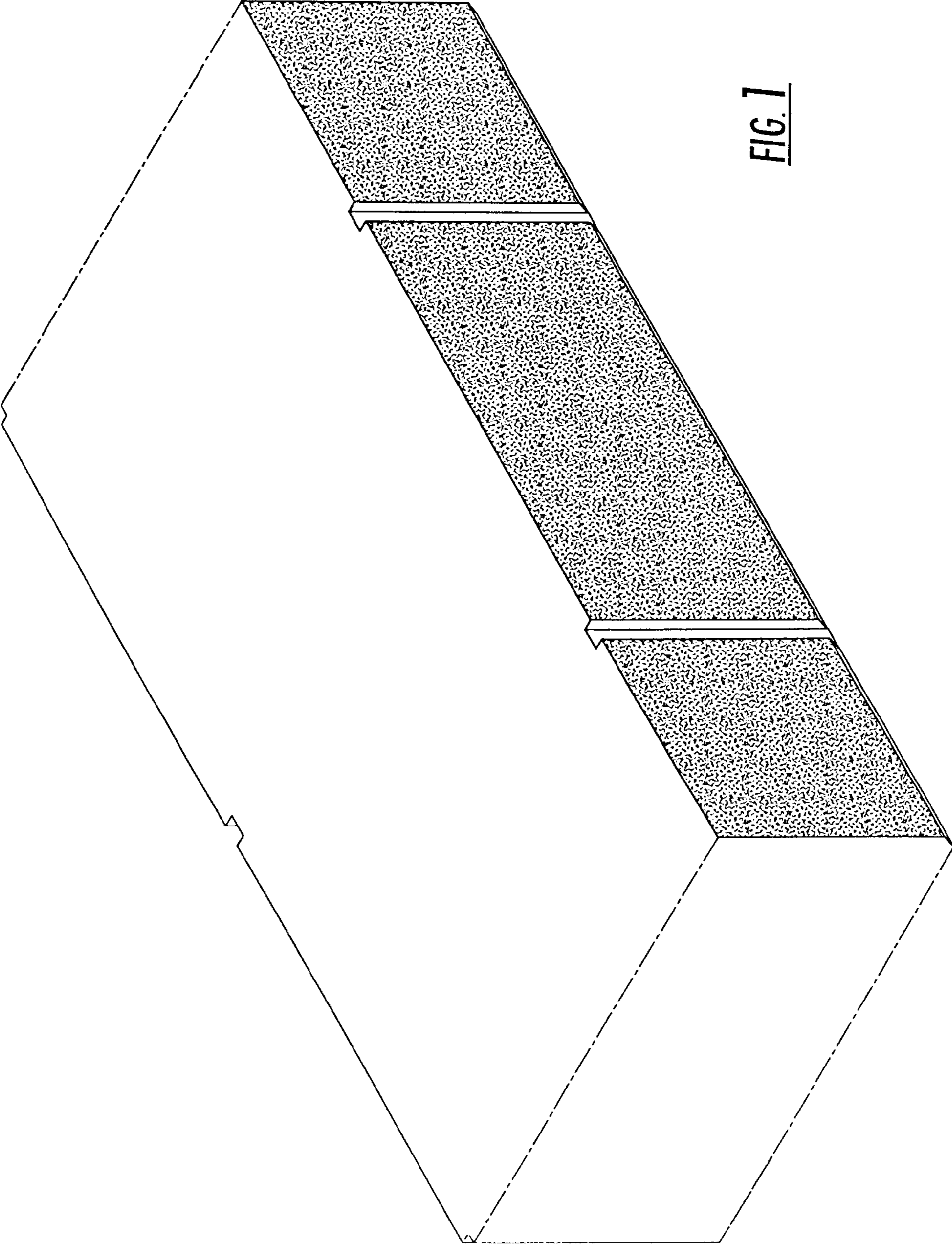


FIG. 1

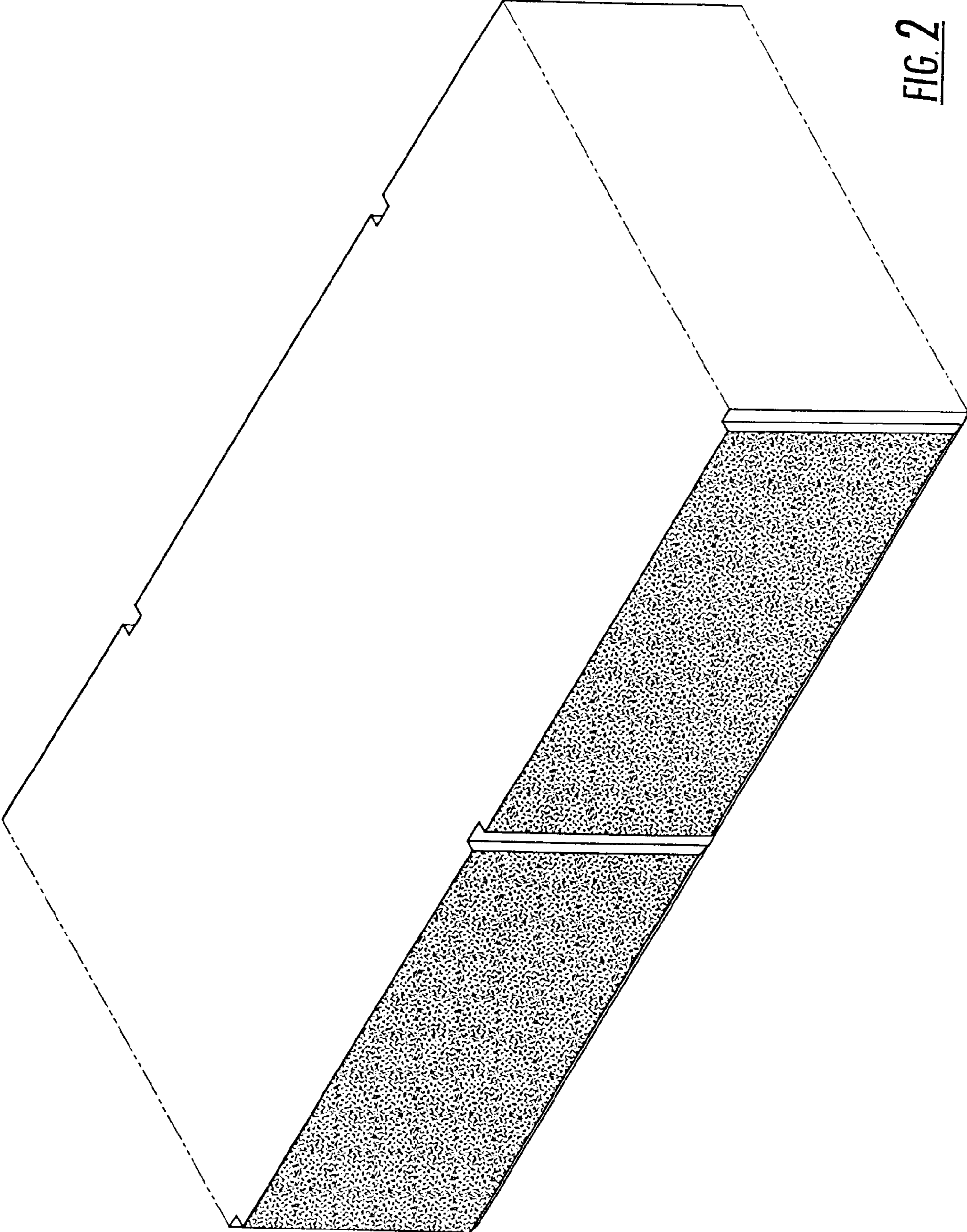


FIG. 2




FIG. 3




FIG. 4




FIG. 5




FIG. 6




FIG. 7




FIG. 8