

US00D509901S

(12) **United States Design Patent** (10) **Patent No.:** **US D509,901 S**  
**Phelan et al.** (45) **Date of Patent:** **\*\* Sep. 20, 2005**

(54) **HANDHELD MEDICAL TEST DEVICE**

(75) Inventors: **Andrew P. Phelan**, Bedford (GB);  
**Stephen P. Sharrock**, Bedford (GB)

(73) Assignee: **Inverness Medical Switzerland GmbH**, Zug (CH)

(\*\*) Term: **14 Years**

(21) Appl. No.: **29/193,820**

(22) Filed: **Nov. 13, 2003**

(30) **Foreign Application Priority Data**

May 13, 2003 (GB) ..... 3012695

(51) **LOC (8) Cl.** ..... **24-02**

(52) **U.S. Cl.** ..... **D24/223; D24/186; D24/216; D24/225**

(58) **Field of Search** ..... D24/223, 225, D24/216, 186, 224; D10/81; 422/58, 56, 55, 104, 102, 99, 68.1, 82.5; 436/514, 805, 808, 806, 809, 810, 164, 168, 169, 170; 435/810, 975, 970, 969, 287.2, 297.3, 288.3, 288.4, 288.5, 806

(56) **References Cited**

**U.S. PATENT DOCUMENTS**

- D348,522 S 7/1994 Groothuizen
- D348,735 S 7/1994 Groothuizen
- D358,218 S 5/1995 Groothuizen et al.

- D365,998 S 1/1996 Groothuizen et al.
- D367,236 S 2/1996 Groothuizen et al.
- D383,549 S 9/1997 Arnett et al.
- D394,317 S \* 5/1998 Carp ..... D24/223
- D412,990 S 8/1999 Woolston et al.
- D491,274 S \* 6/2004 Dubniczki et al. .... D24/223
- D497,673 S \* 10/2004 Long ..... D24/223
- D497,999 S \* 11/2004 Long ..... D24/223
- 2005/0037510 A1 \* 2/2005 Sharrock et al. .... 422/82.05

\* cited by examiner

*Primary Examiner*—Ian Simmons

(74) *Attorney, Agent, or Firm*—Foley Hoag LLP; Scott E. Kamholz

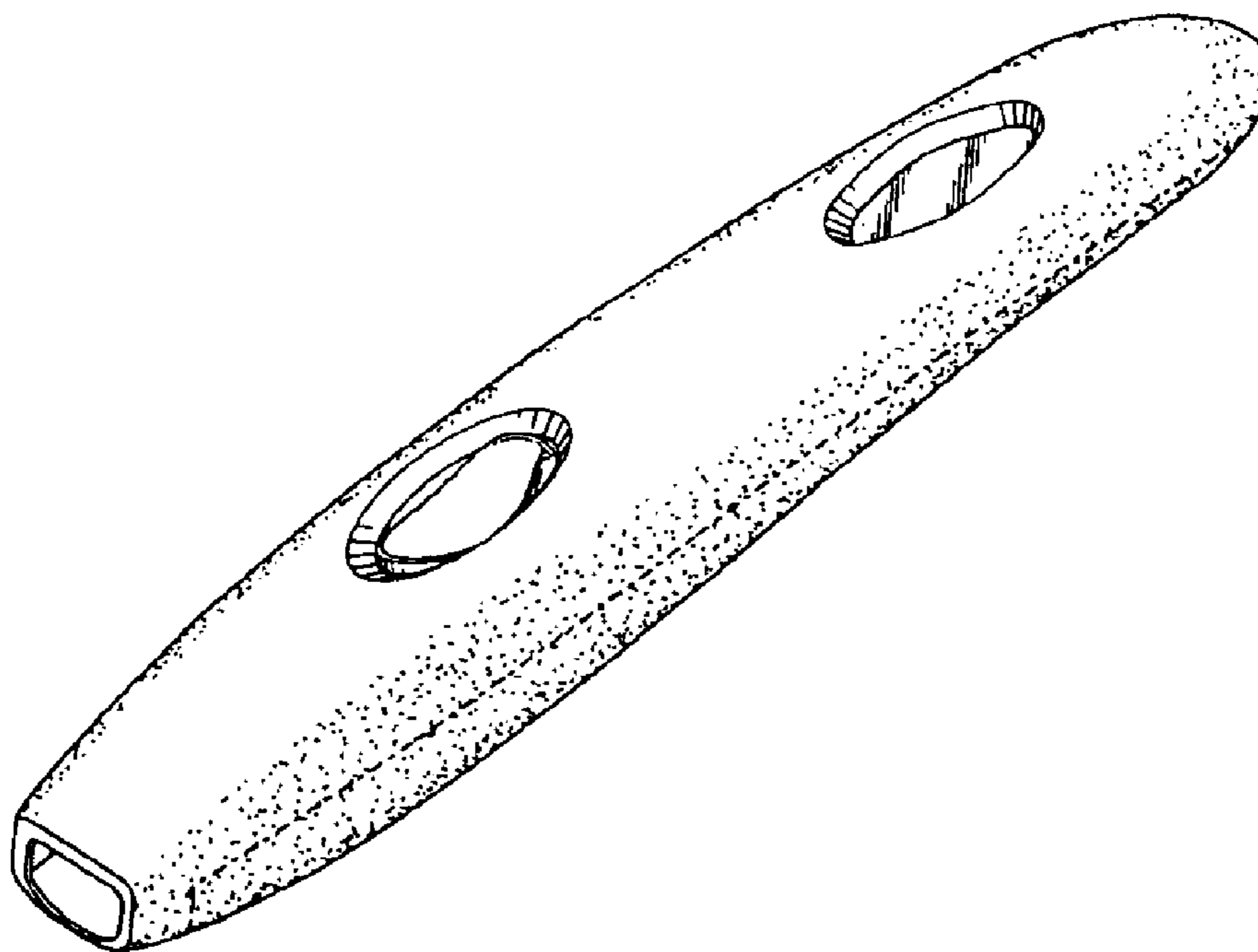
(57) **CLAIM**

The ornamental design for a handheld medical test device, as shown and described.

**DESCRIPTION**

FIG. 1 is a front perspective view of the top and left side of a handheld medical test device showing the design;  
 FIG. 2 is a top plan view thereof;  
 FIG. 3 is a bottom plan view thereof;  
 FIG. 4 is a left side elevation view thereof, the right side being a mirror image thereof;  
 FIG. 5 is a front elevation view of the design; and,  
 FIG. 6 is a rear elevation view thereof.  
 Broken lines shown in the drawings are for illustrative purposes only and do not form part of the claimed design.

**1 Claim, 3 Drawing Sheets**



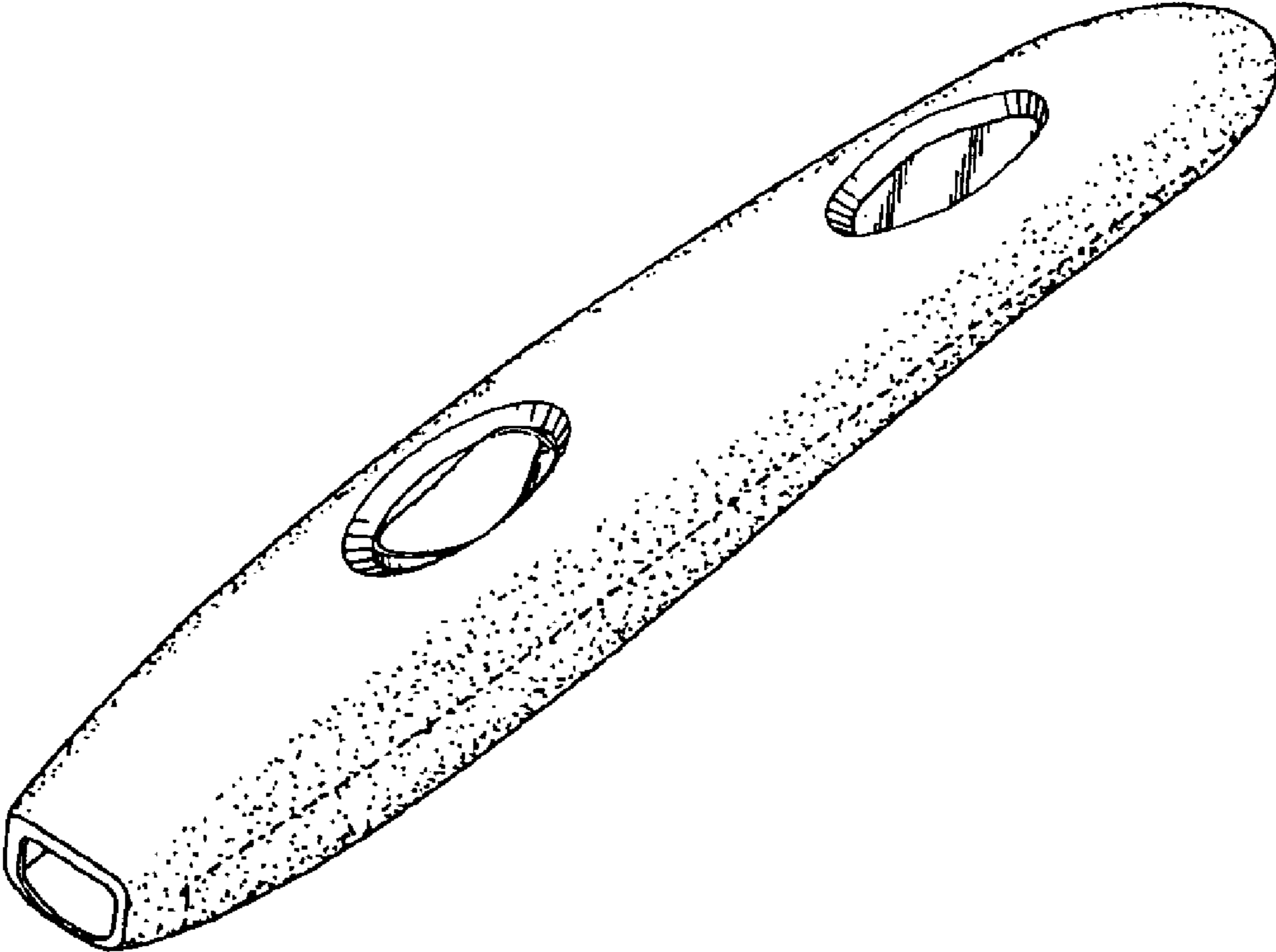


Fig. 1

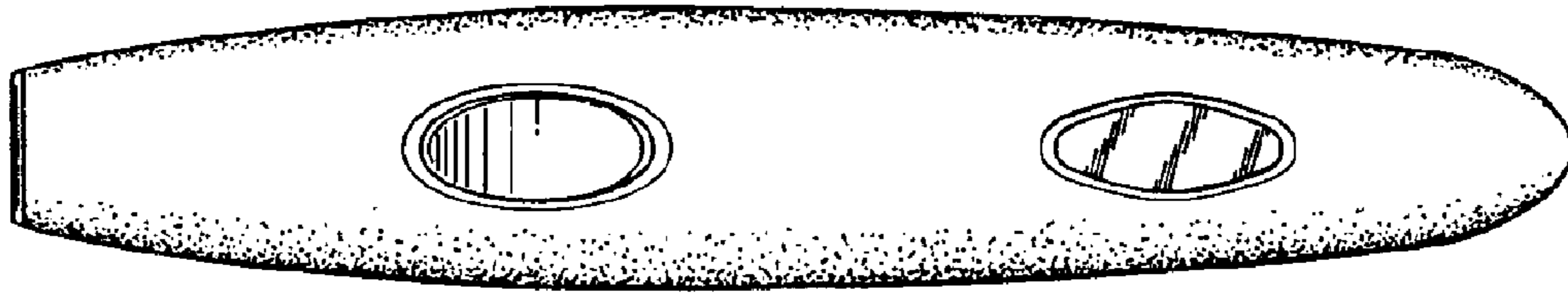


Fig. 2




Fig. 3

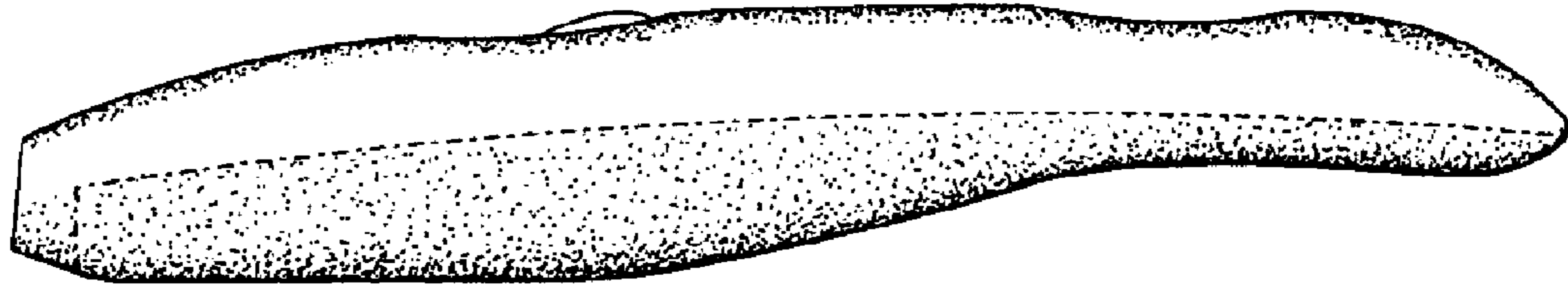


Fig. 4

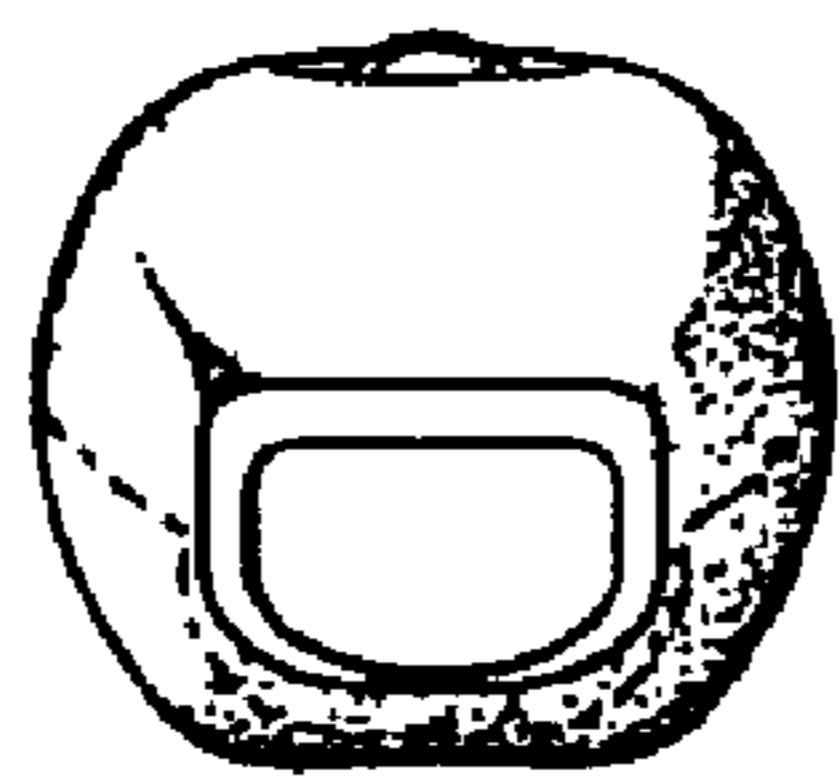


Fig. 5

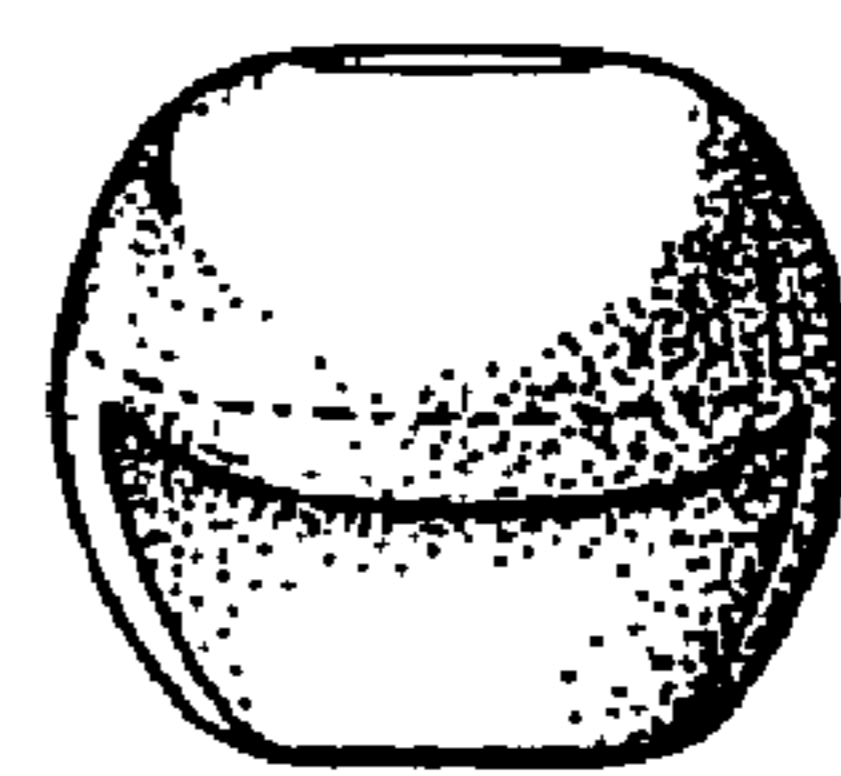


Fig. 6