

US00D509894S

(12) **United States Design Patent** (10) Patent No.: **US D509,894 S**
Hoyt et al. (45) Date of Patent: **** Sep. 20, 2005**

(54) **EVAPORATOR**
(75) Inventors: **Earl E. Hoyt**, East Stroudsburg, PA (US); **Robert Terrence Fellows**, Park Ridge, NJ (US); **Manfred Alois Riegg**, Ringwood, NJ (US); **Dominick LoPiccolo**, Vernon, NJ (US)
(73) Assignee: **Waldwick Plastics Corporation**, Waldwick, NJ (US)
(**) Term: **14 Years**
(21) Appl. No.: **29/202,153**
(22) Filed: **Mar. 26, 2004**
(51) **LOC (8) Cl.** **23-04**
(52) **U.S. Cl.** **D23/366**
(58) **Field of Search** 239/135, 136, 239/58; 261/DIG. 17, DIG. 65; D23/356-369; 392/390, 392; D21/392

D441,468 S 5/2001 Bing
D447,550 S 9/2001 Basaganas
6,285,830 B1 9/2001 Basaganas Millan
D449,101 S 10/2001 Wolpert et al.
D459,459 S 6/2002 Yamada et al.
D460,544 S 7/2002 Garcia
D461,885 S 8/2002 Jordi
D462,755 S 9/2002 Basaganas Millan
D464,416 S 10/2002 von Dohlen et al.
D466,204 S 11/2002 Wolpert et al.
D466,205 S 11/2002 Garcia
D468,033 S 12/2002 Warren et al.
D469,862 S 2/2003 Cruver, IV et al.
D471,267 S 3/2003 Ahn et al.
D473,638 S 4/2003 Cruver, IV
D474,268 S 5/2003 Choke-arpornchai et al.
6,567,613 B2 5/2003 Rymer
D475,446 S 6/2003 Millan
D475,774 S 6/2003 Millan
D476,069 S 6/2003 O'Loughlin
D476,070 S 6/2003 Basaganas Millan
D476,727 S 7/2003 Basaganas Millan
D476,895 S 7/2003 Fellows et al.
D477,065 S 7/2003 Lonczak et al.
D477,067 S 7/2003 Lonczak et al.
D483,461 S 12/2003 Millan
6,659,301 B2 12/2003 Fellows et al.
D491,256 S 6/2004 Fellows et al.
D496,719 S * 9/2004 Song D23/360
2002/0146243 A1 10/2002 Rymer

(56) **References Cited**
U.S. PATENT DOCUMENTS

D224,783 S * 9/1972 Jones D23/369
D307,180 S 4/1990 Luthy
D332,138 S 12/1992 Lonker et al.
D332,488 S 1/1993 Martin
D345,787 S 4/1994 Martin
D345,789 S 4/1994 Martin
D346,207 S 4/1994 Martin
D349,157 S 7/1994 Rymer
D355,251 S 2/1995 Paulovich et al.
D357,330 S 4/1995 Wong et al.
D359,346 S 6/1995 Martin
D386,974 S 12/1997 Welfer
D393,063 S 3/1998 Welfer
D400,662 S 11/1998 Davis
D403,419 S 12/1998 Davis
D411,001 S 6/1999 Pinchuk
D430,659 S 9/2000 Zaragoza et al.
D432,222 S 10/2000 Rymer et al.
D433,133 S 10/2000 Dyer
D433,521 S 11/2000 Jaworski
D433,744 S 11/2000 Basaganas
D434,482 S 11/2000 Cole
D435,098 S * 12/2000 Kemmis et al. D23/366
D439,319 S 3/2001 Wolpert
D440,291 S 4/2001 Wolpert et al.

* cited by examiner

Primary Examiner—Antoine Duval Davis
Assistant Examiner—Sandra Snapp
(74) *Attorney, Agent, or Firm*—Gibbons, Del Deo, Dolan, Griffinger & Vecchione

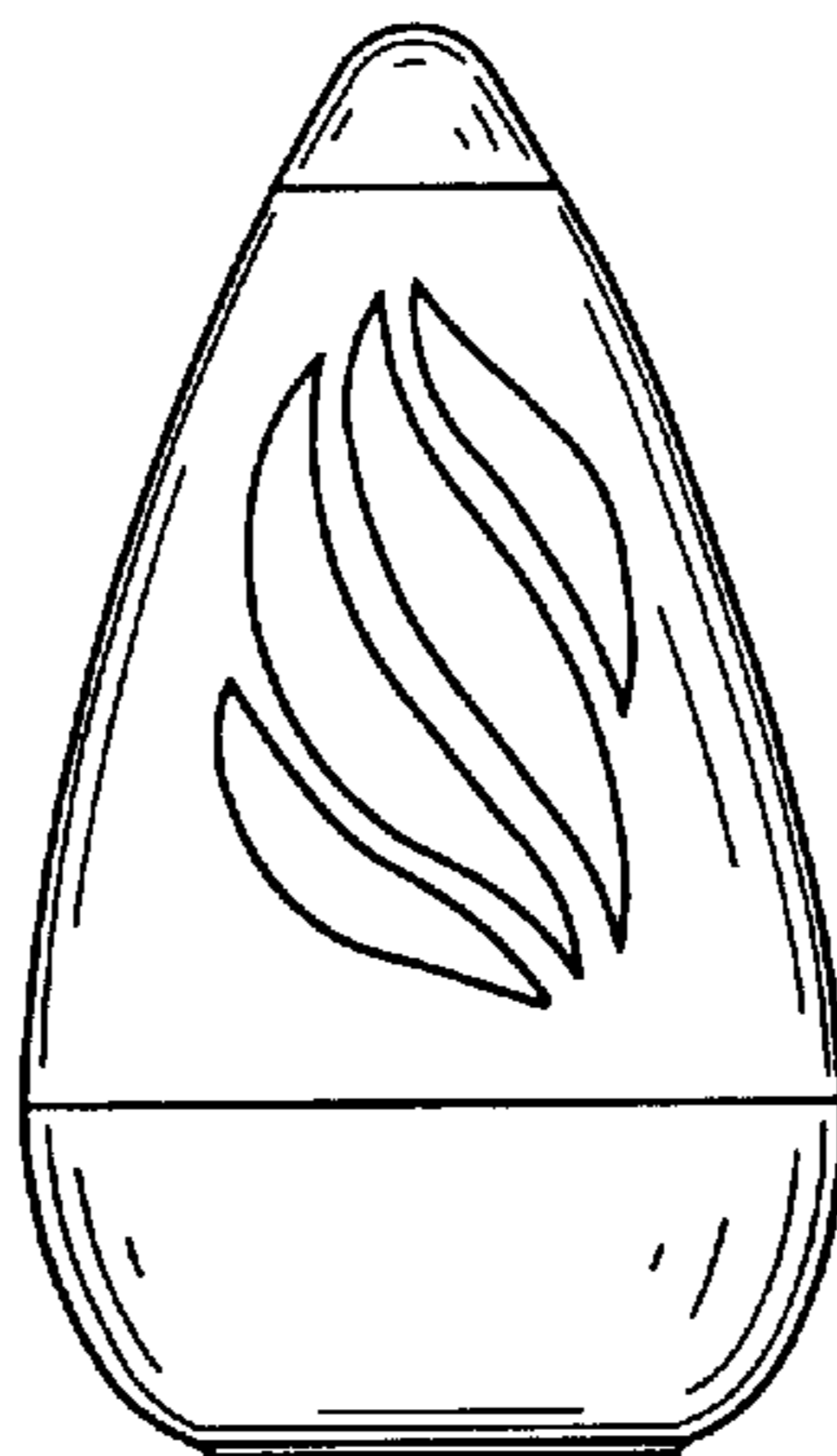
(57) **CLAIM**

The ornamental design for an evaporator, as shown and described.

DESCRIPTION

FIG. 1 is a front view of the of the evaporator;
FIG. 2 is a front view thereof showing the evaporator in condition for use;
FIG. 3 is a side view thereof;
FIG. 4 is a top view thereof; and,
FIG. 5 is a bottom view.

1 Claim, 1 Drawing Sheet



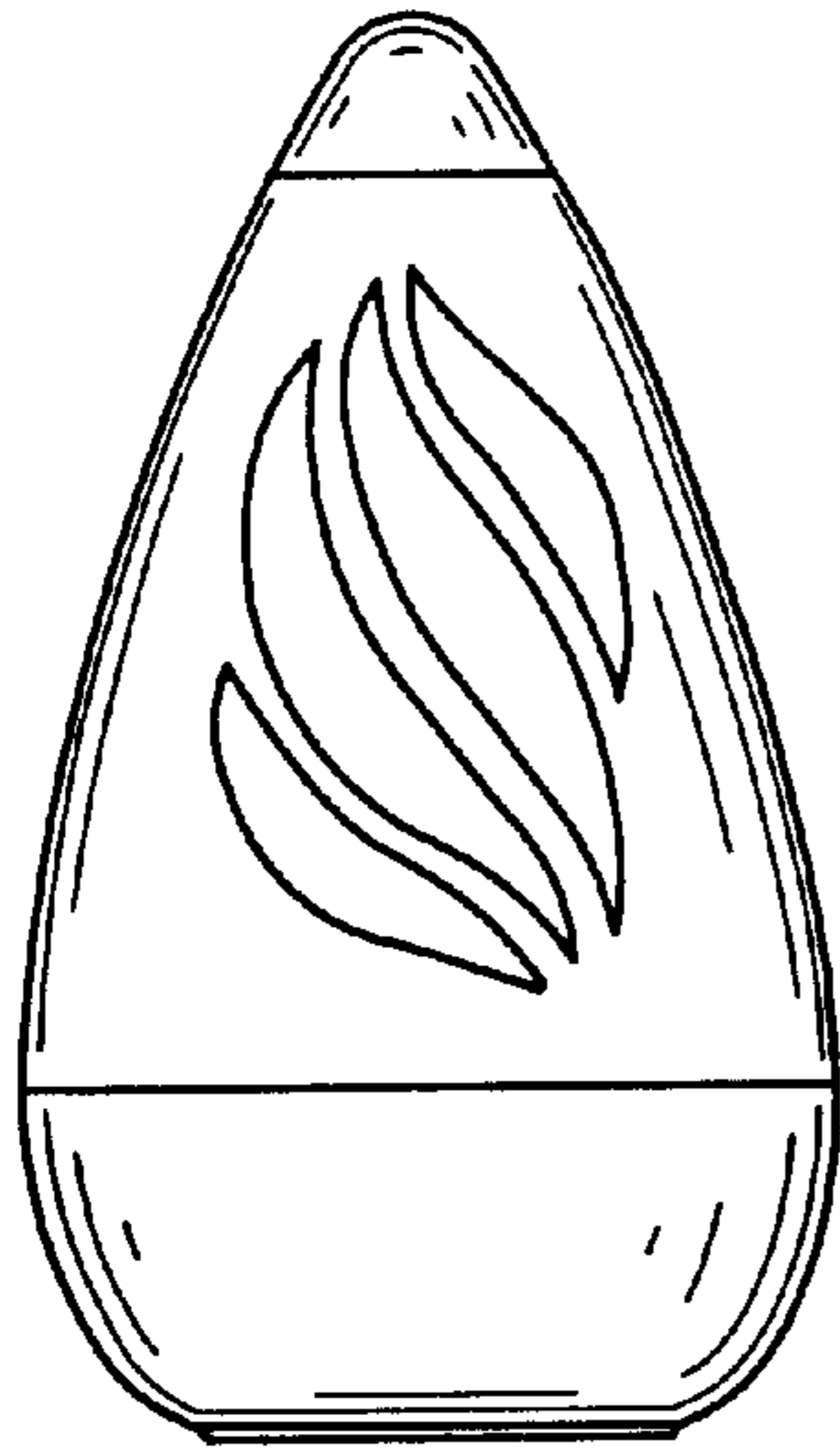


FIG. 1

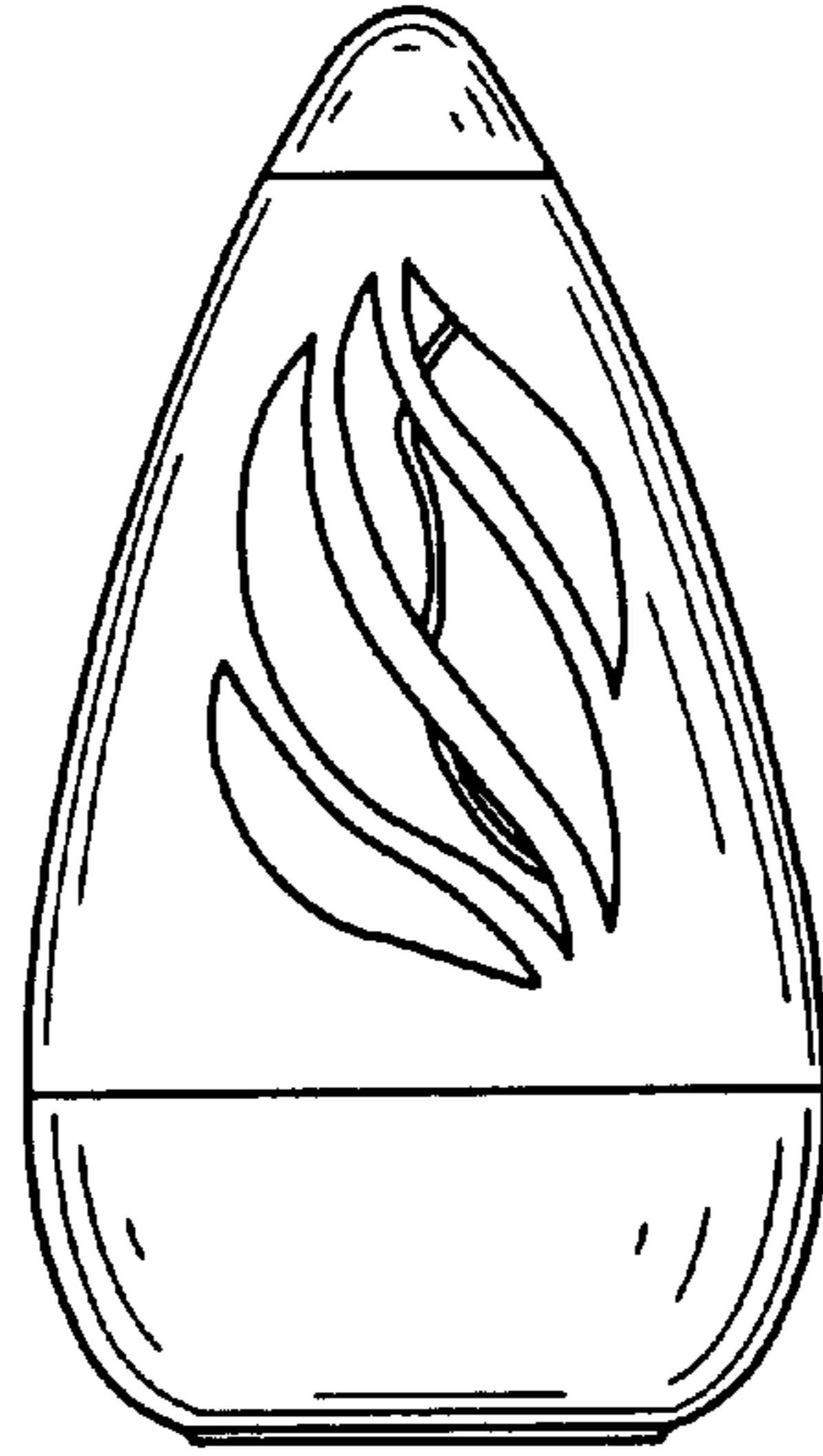


FIG. 2

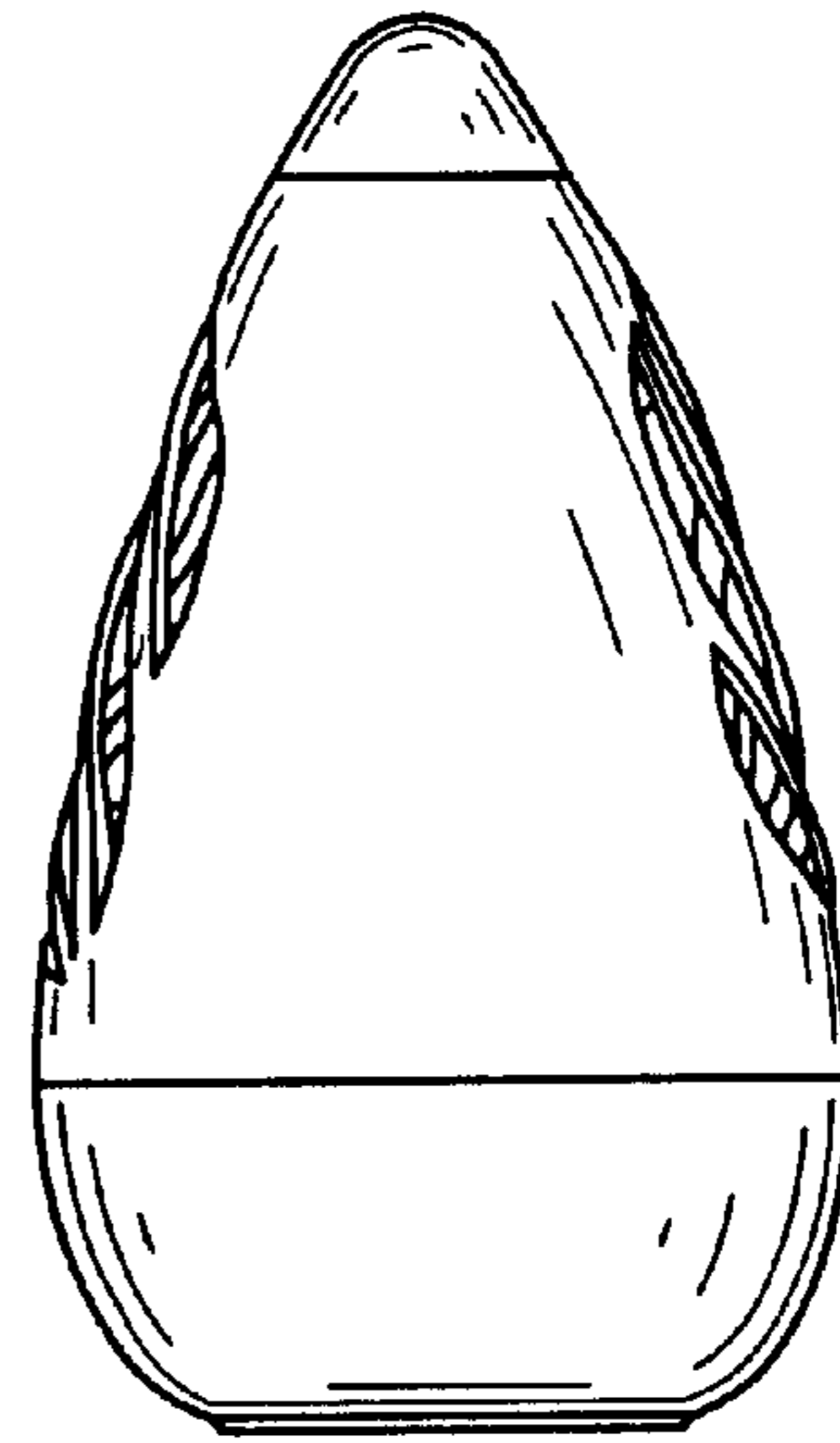


FIG. 3

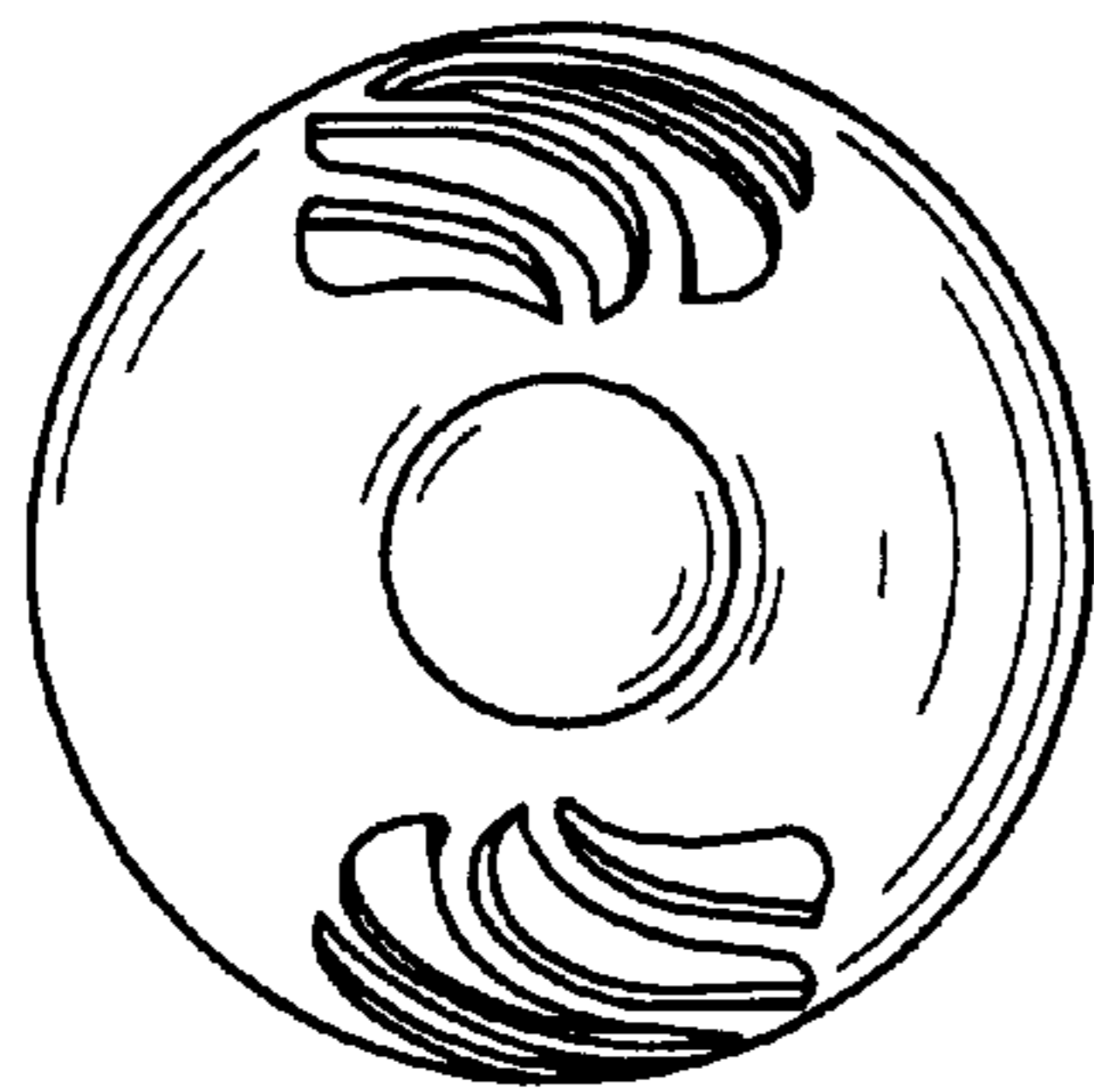


FIG. 4

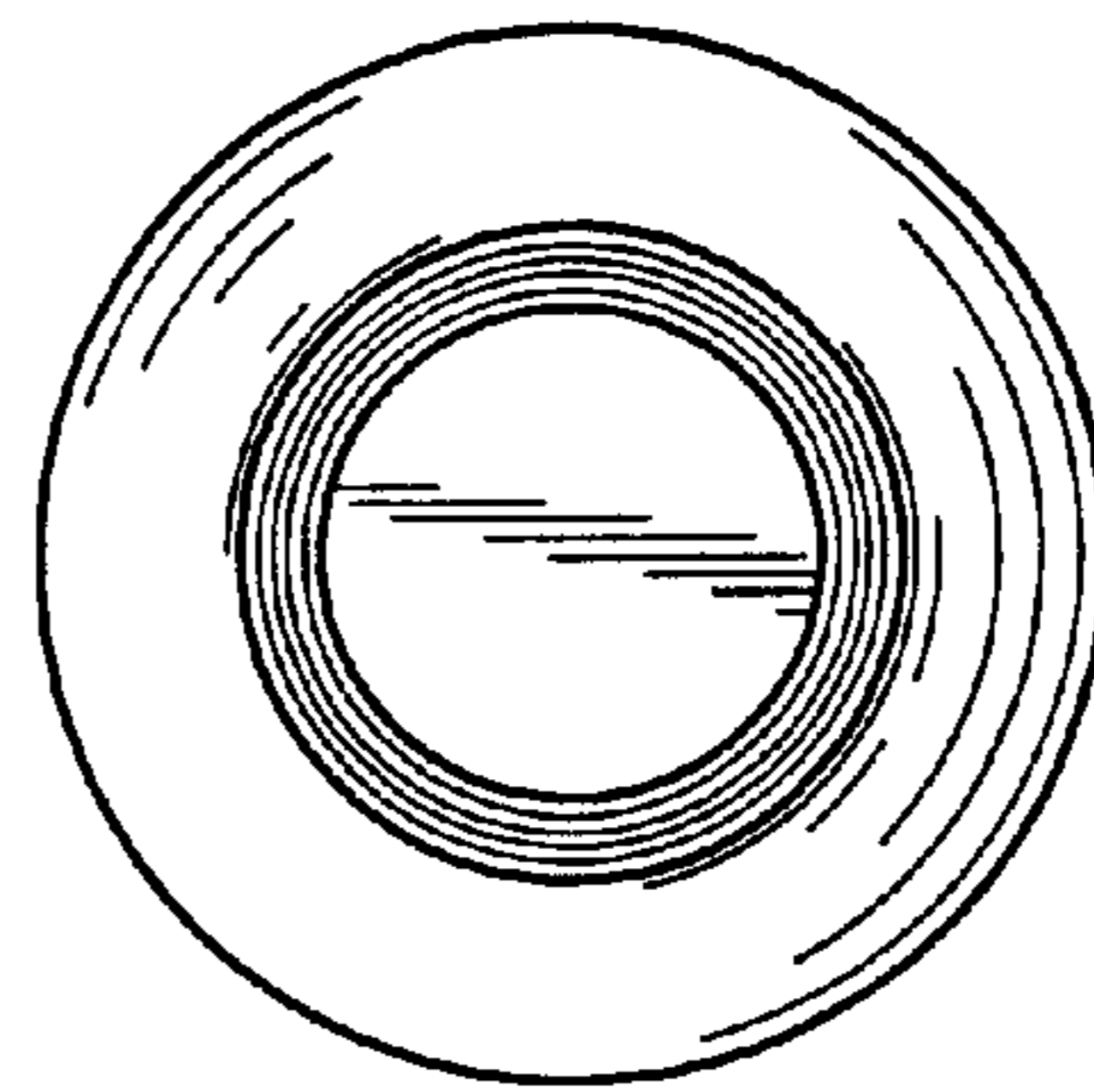


FIG. 5