

US00D509889S

(12) **United States Design Patent** (10) **Patent No.:** **US D509,889 S**  
**Blateri** (45) **Date of Patent:** **\*\* Sep. 20, 2005**

(54) **HEATER FAN**  
(76) Inventor: **Frank Blateri**, 191 Chaucer Ct.,  
Coppell, TX (US) 76019  
(\*\*) Term: **14 Years**  
(21) Appl. No.: **29/218,431**  
(22) Filed: **Dec. 2, 2004**

**Related U.S. Application Data**

(62) Division of application No. 29/203,070, filed on Apr. 8,  
2004.  
(51) **LOC (8) Cl.** ..... **23-03**  
(52) **U.S. Cl.** ..... **D23/335**  
(58) **Field of Search** ..... D23/332, 314,  
D23/335-338, 340-342, 349-350; 392/360,  
365-369, 373-376; 312/236; 126/110 B,  
90 A, 92 A

D421,114 S 2/2000 Lozzio et al.  
D421,646 S 3/2000 Palma et al.  
D422,073 S 3/2000 Lozzio et al.  
D423,663 S 4/2000 Rossman et al.  
D424,681 S 5/2000 Lozzio et al.  
D424,683 S 5/2000 Bellil et al.  
D427,674 S 7/2000 Moreno  
D429,808 S 8/2000 Krauss  
D433,497 S 11/2000 Hotaling et al.  
D440,648 S 4/2001 Lee et al.  
D441,065 S 4/2001 Ediger et al.  
D444,871 S 7/2001 Wilson, Jr.  
D447,552 S 9/2001 Lee et al.  
D448,461 S 9/2001 Toro  
6,285,829 B1 9/2001 Smith  
D451,594 S 12/2001 Chen et al.  
D451,595 S 12/2001 Chen et al.  
D454,392 S 3/2002 Shapiro  
D455,824 S 4/2002 Walker  
D456,066 S 4/2002 Ching  
D457,615 S \* 5/2002 Schmidt et al. .... D23/336  
D459,454 S 6/2002 Shapiro  
D460,816 S 7/2002 Mavridis et al.  
D463,855 S 10/2002 Sherman et al.  
D466,599 S 12/2002 Bragg et al.  
D468,818 S 1/2003 Chuang et al.  
D483,101 S \* 12/2003 Ching ..... D23/335  
D488,551 S 4/2004 Shapiro

(56) **References Cited**

**U.S. PATENT DOCUMENTS**

D151,015 S 9/1948 Stiles  
4,703,152 A 10/1987 Shih-Chin  
D309,182 S 7/1990 Hsu  
D323,708 S 2/1992 Wang  
D329,089 S 9/1992 Coup et al.  
D336,333 S 6/1993 Cook  
D341,652 S 11/1993 Marino  
D343,676 S 1/1994 Lim  
D344,527 S 2/1994 Drago et al.  
D349,570 S 8/1994 Radtke, Jr.  
D359,344 S 6/1995 De'Longhi  
D374,712 S \* 10/1996 Jane et al. .... D23/332  
D384,734 S \* 10/1997 Ellwood ..... D23/335  
D395,080 S 6/1998 Jane et al.  
D395,490 S 6/1998 Jane' et al.  
D396,527 S 7/1998 Boyle et al.  
D398,983 S 9/1998 Keller et al.  
D402,742 S 12/1998 Chen  
D405,520 S 2/1999 Birdsell  
D408,907 S 4/1999 Moreno  
D418,911 S \* 1/2000 Birdsell et al. .... D23/335

**FOREIGN PATENT DOCUMENTS**

DE 2039684 11/1994

\* cited by examiner

*Primary Examiner*—Brian N Vinson  
(74) *Attorney, Agent, or Firm*—Haynes and Boone, LLP

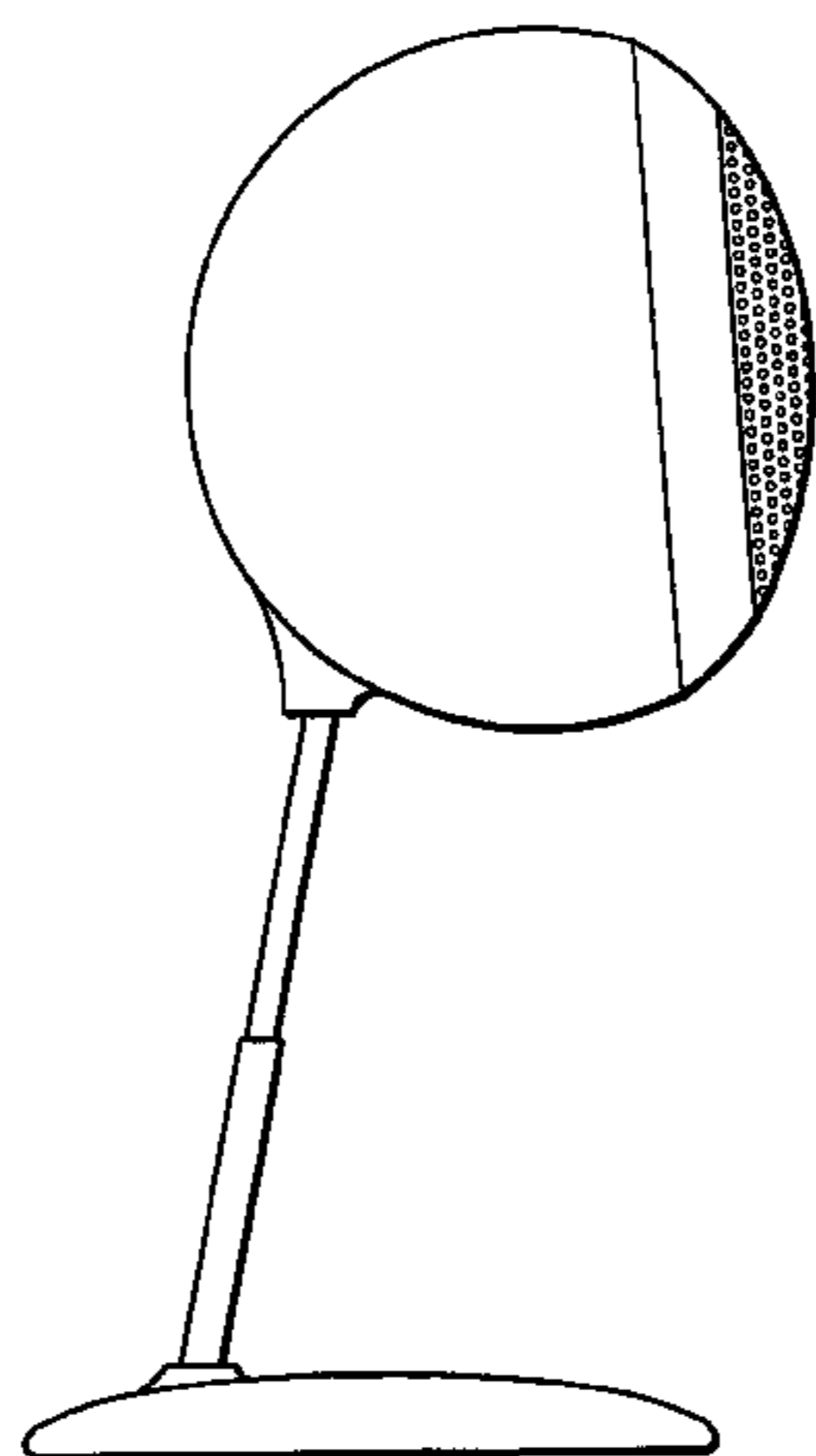
(57) **CLAIM**


The design for the heater fan, as shown and described.

**DESCRIPTION**

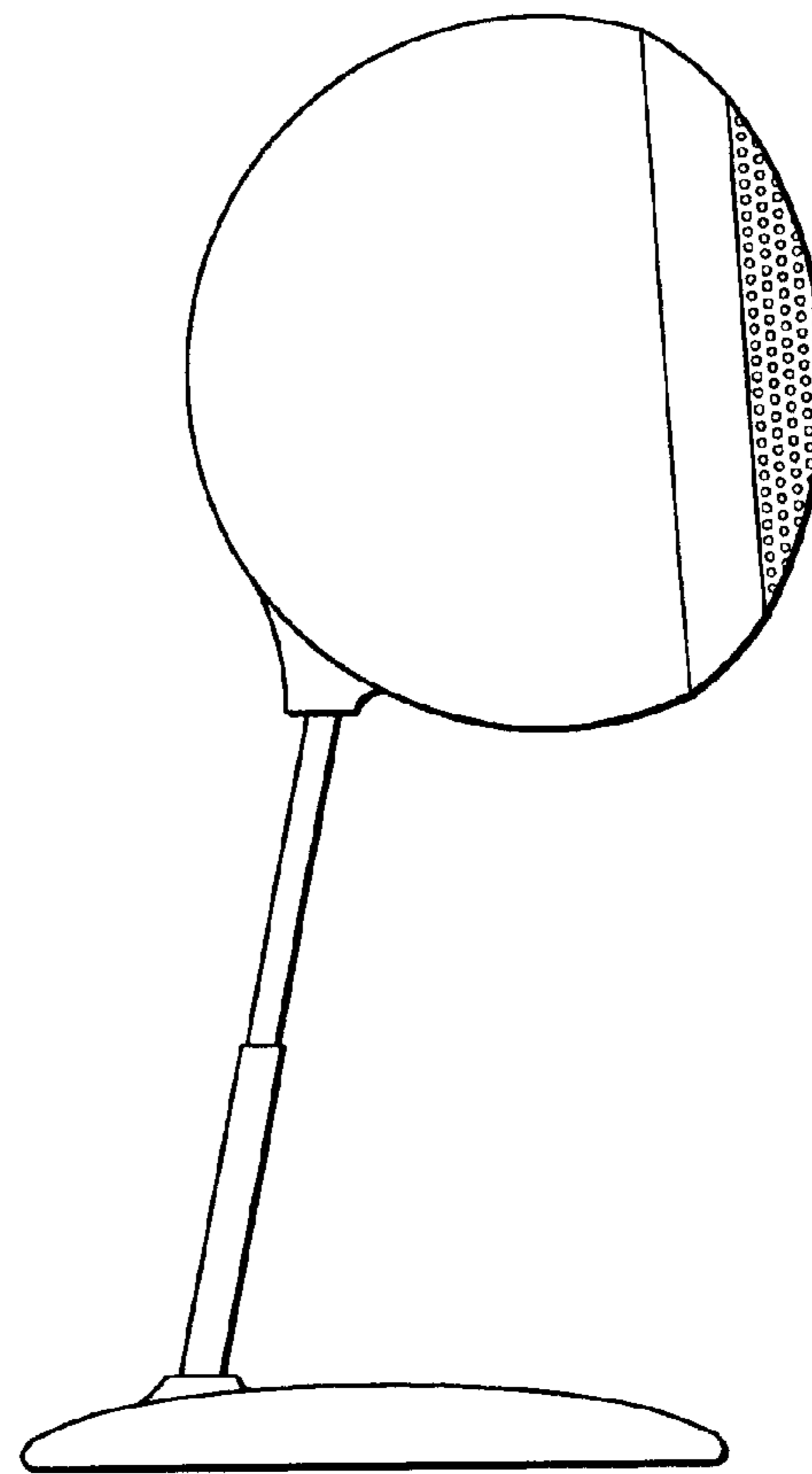
FIG. 1 is a front elevation view of an embodiment of the heater fan showing my new design; and, FIG. 2 is a side elevation view thereof.

**1 Claim, 1 Drawing Sheet**





*Fig. 1*



*Fig. 2*