



US00D509887S

(12) **United States Design Patent** (10) **Patent No.:** **US D509,887 S**
Sutopo (45) **Date of Patent:** **** Sep. 20, 2005**

(54) **PLUMBING FIXTURE**
(75) Inventor: **Elise A. Sutopo**, Sheboygan, WI (US)
(73) Assignee: **Kohler Co.**, Kohler, WI (US)
(**) Term: **14 Years**
(21) Appl. No.: **29/216,582**
(22) Filed: **Nov. 5, 2004**
(51) **LOC (8) Cl.** **23-02**
(52) **U.S. Cl.** **D23/293.1**
(58) **Field of Search** D23/270-273,
D23/284, 292, 293.1, 303, 308, 285-287,
291; 4/662, 619, 624, 638, 643, 661, 663-666,
630

(56) **References Cited**
U.S. PATENT DOCUMENTS
D295,672 S * 5/1988 Reid D23/308
D387,419 S * 12/1997 Laguera Garza D23/292
D416,991 S 11/1999 Caplow

OTHER PUBLICATIONS
Planos, lavatory #7150 75 or 7150 60, no date.
Ideal-Standard, Michelangelo 65CM Semi-Countertop,
Jan. 1984.

Alape, Die Farben, no date.
* cited by examiner
Primary Examiner—Robert A. Delehanty
(74) *Attorney, Agent, or Firm*—Quarles & Brady LLP

(57) **CLAIM**
The ornamental design for a plumbing fixture, as shown and described.

DESCRIPTION
In a preferred embodiment, the nature of this product is a plumbing fixture, such as a lavatory or portion thereof. FIG. 1 is a top, right, front perspective view of another embodiment of my new design in the form of a lavatory; FIG. 2 is a top plan view thereof; FIG. 3 is a front elevational view thereof; FIG. 4 is a right side elevational view thereof, the left side elevational view thereof being a mirror image of the right side shown; FIG. 5 is a rear elevational view thereof; and, FIG. 6 is a bottom plan view thereof. The broken line representations of holes in FIGS. 1-2, and of rear and internal structures in FIGS. 3-6 are for the purpose of illustration only, and form no part of the claimed design.

1 Claim, 2 Drawing Sheets

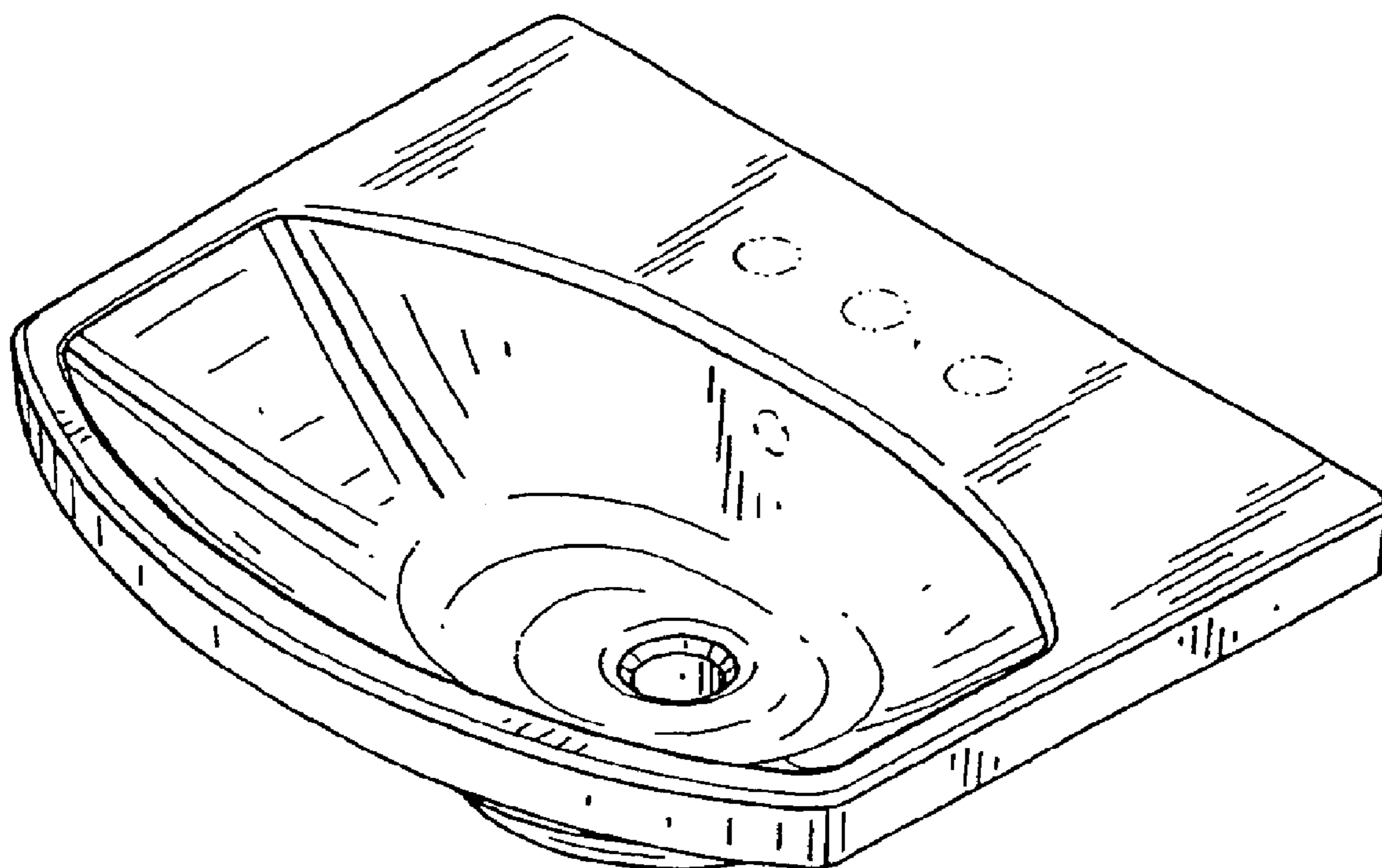


FIG. 1

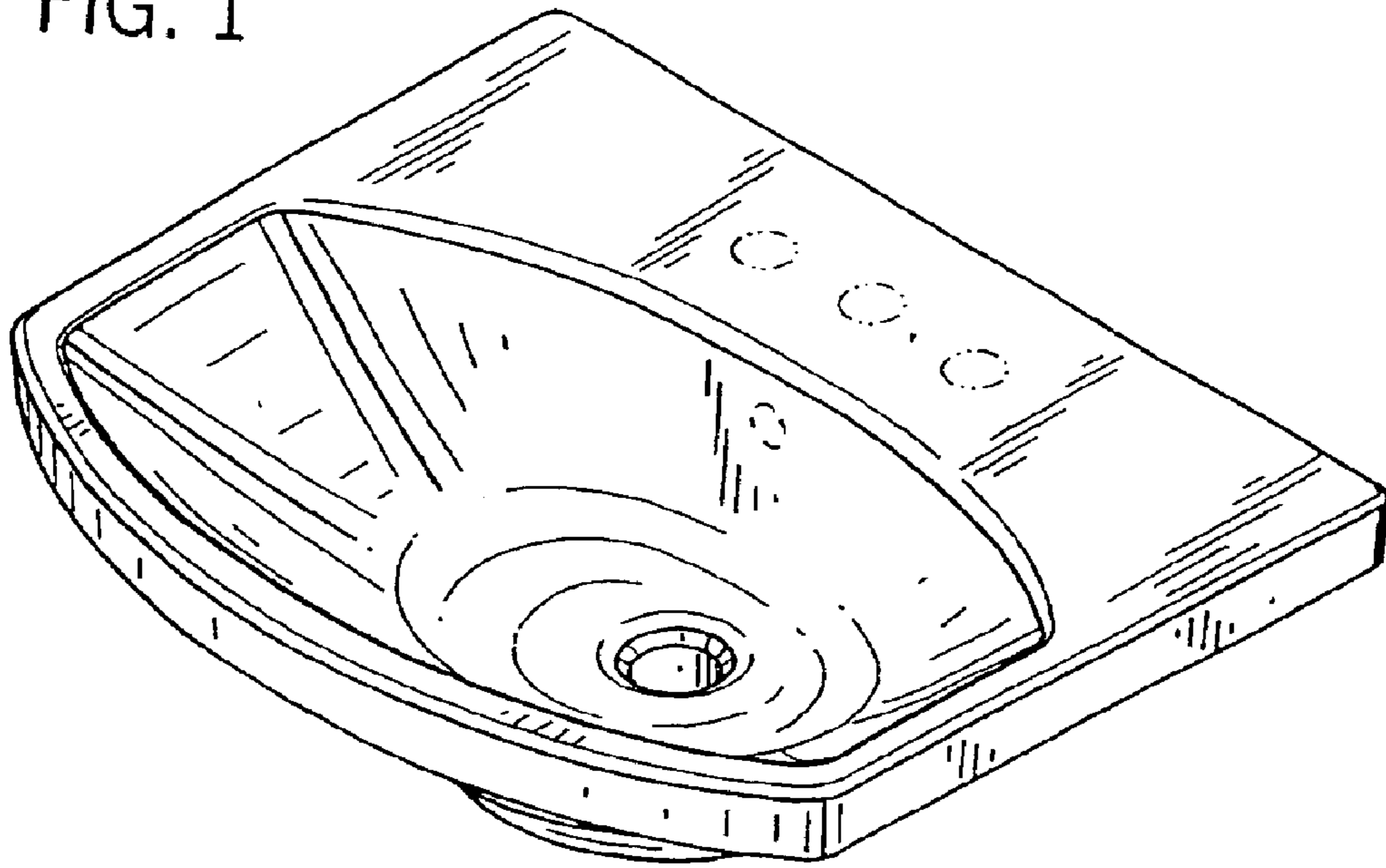


FIG. 2

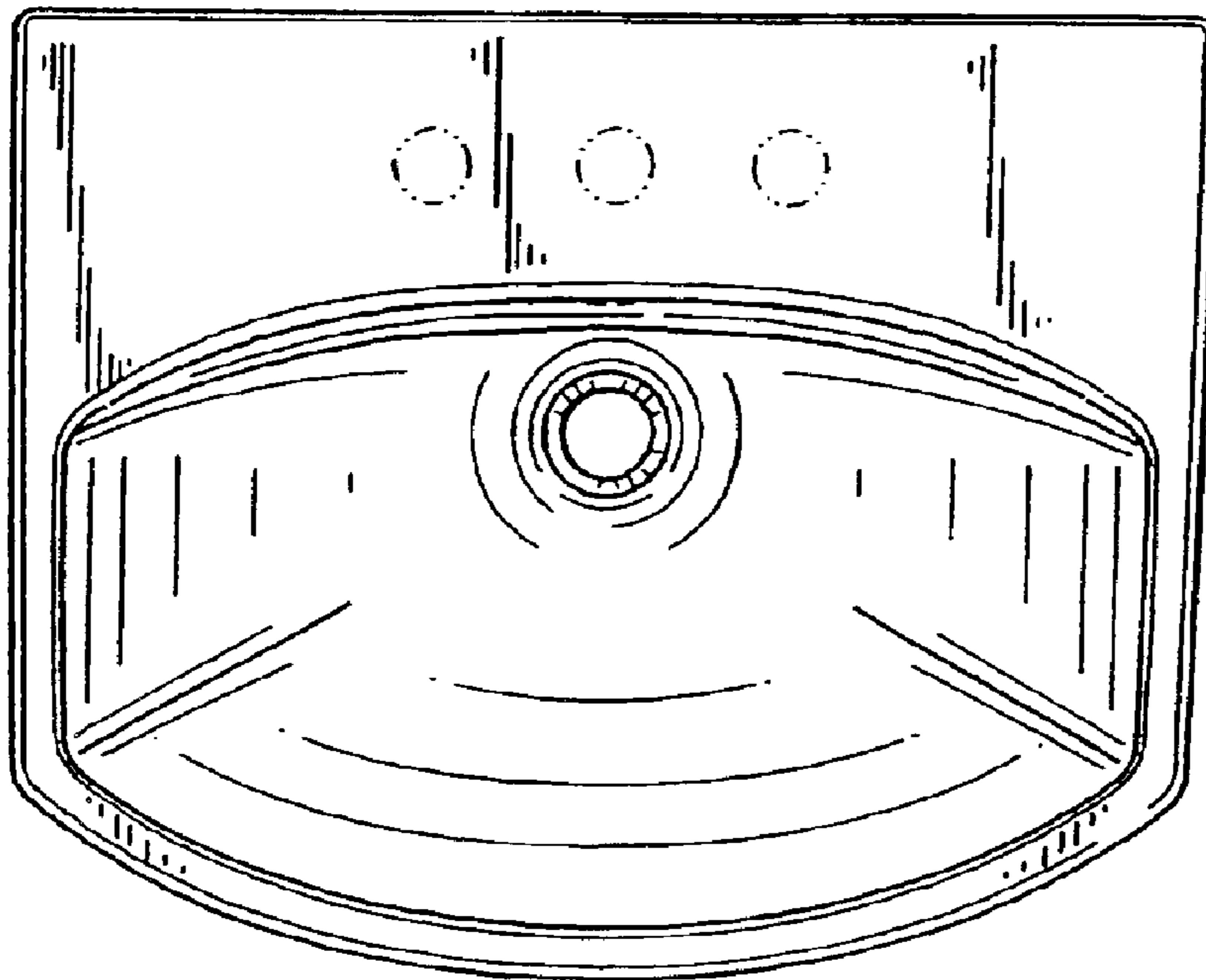


FIG. 3




FIG. 4




FIG. 5

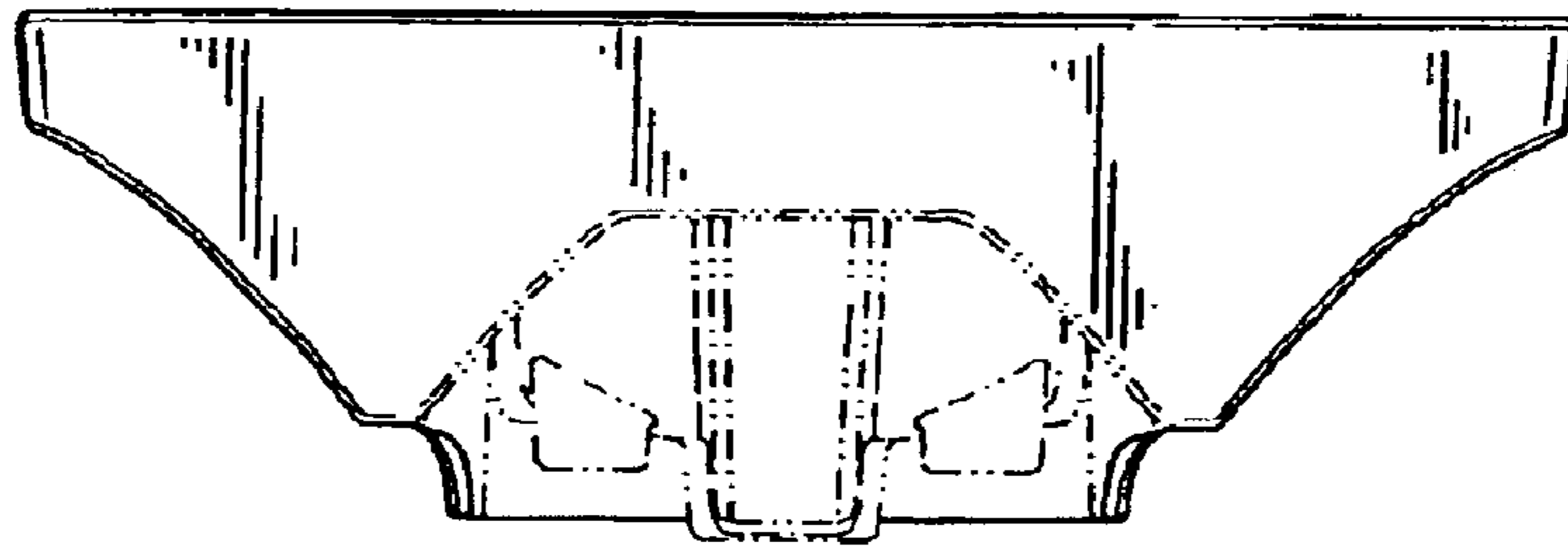


FIG. 6

