

US00D509880S

(12) **United States Design Patent**
Trbovich, Jr. et al.

(10) **Patent No.: US D509,880 S**
(45) **Date of Patent: ** Sep. 20, 2005**

(54) **BAYONET**

(75) Inventors: **Nicholas Trbovich, Jr.**, Orchard Park,
NY (US); **Kathlyn Susan Green**,
Machias, NY (US)

(73) Assignee: **The Ontario Knife Company**,
Franklinville, NY (US)

(**) Term: **14 Years**

(21) Appl. No.: **29/220,624**

(22) Filed: **Jan. 4, 2005**

Related U.S. Application Data

(63) Continuation of application No. 29/202,755, filed on Apr. 2,
2004, now abandoned.

(51) **LOC (8) Cl.** **22-02**

(52) **U.S. Cl.** **D22/118**

(58) **Field of Search** D22/117-120;
D8/95, 98-99; 30/151-154, 160, 355; 7/134-135,
158

(56) **References Cited**

U.S. PATENT DOCUMENTS

3,576,278 A 4/1971 Eastman 224/232

D247,970 S	5/1978	Nordlund	D22/118
4,821,356 A	4/1989	Finn	7/134
5,594,967 A	1/1997	Morton et al.	7/134
D467,634 S	12/2002	Eickhorn	D22/118
D473,911 S	4/2003	Green	D22/118
D498,285 S	11/2004	Trbovich, Jr. et al.	D22/118
2003/0159220 A1	8/2003	Trbovich, Jr. et al.	7/158

Primary Examiner—Catherine R. Oliver

(74) *Attorney, Agent, or Firm*—Jaeckle Fleischmann &
Mugel, LLP

(57) **CLAIM**

The ornamental design for a bayonet, as shown and
described.

DESCRIPTION

FIG. 1 is a left side elevational view of a bayonet showing
our new design;

FIG. 2 is a right side elevational view thereof;

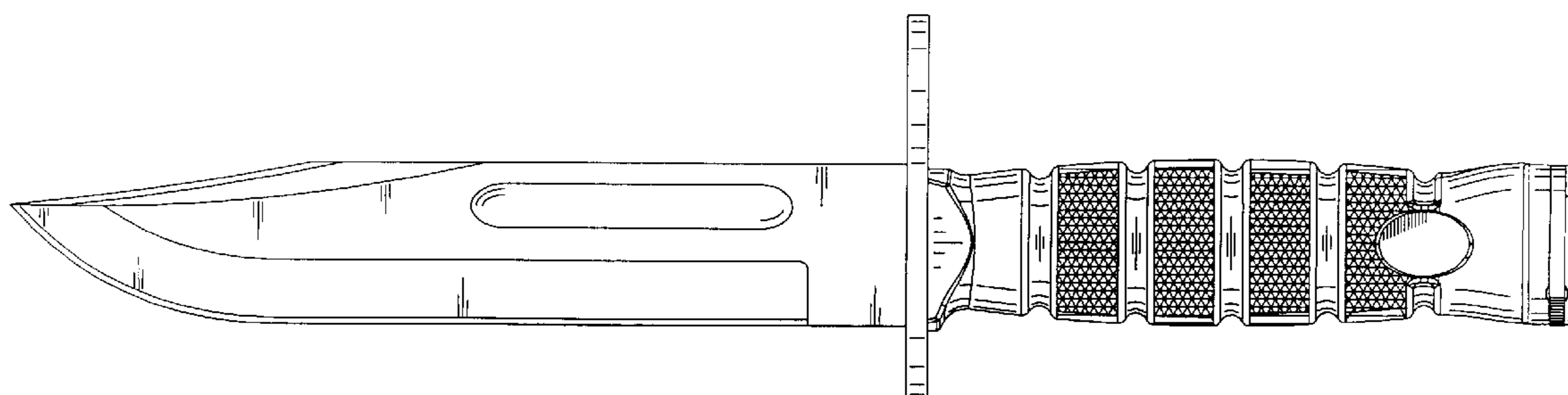
FIG. 3 is a top plan view thereof;

FIG. 4 is a bottom plan view thereof;

FIG. 5 is a rear elevational view thereof; and,

FIG. 6 is a front view.

1 Claim, 3 Drawing Sheets






Fig. 1




Fig. 2

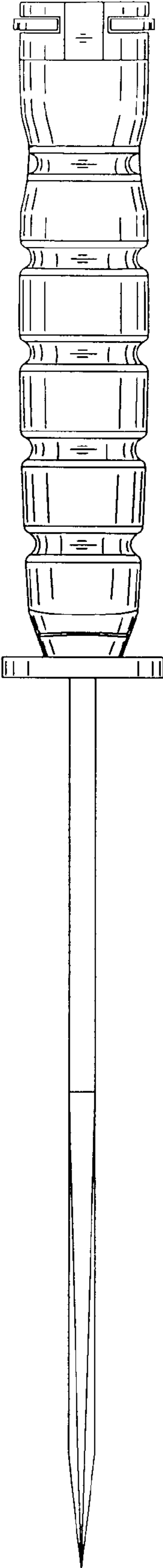


Fig. 3

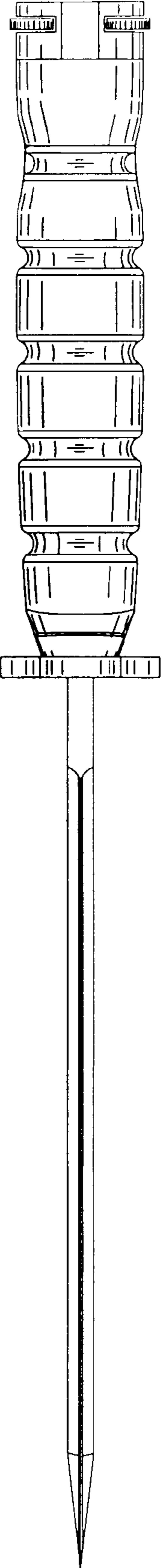


Fig. 4

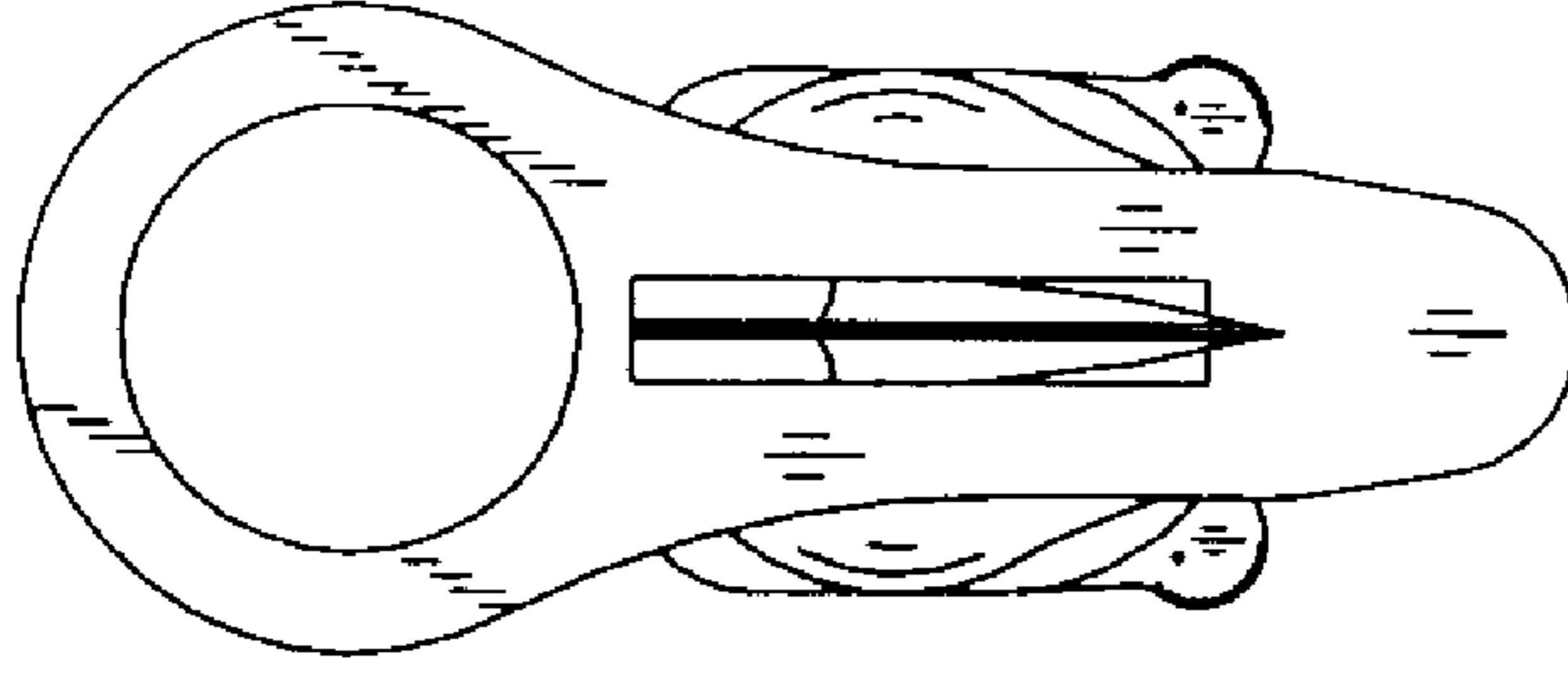


Fig. 6

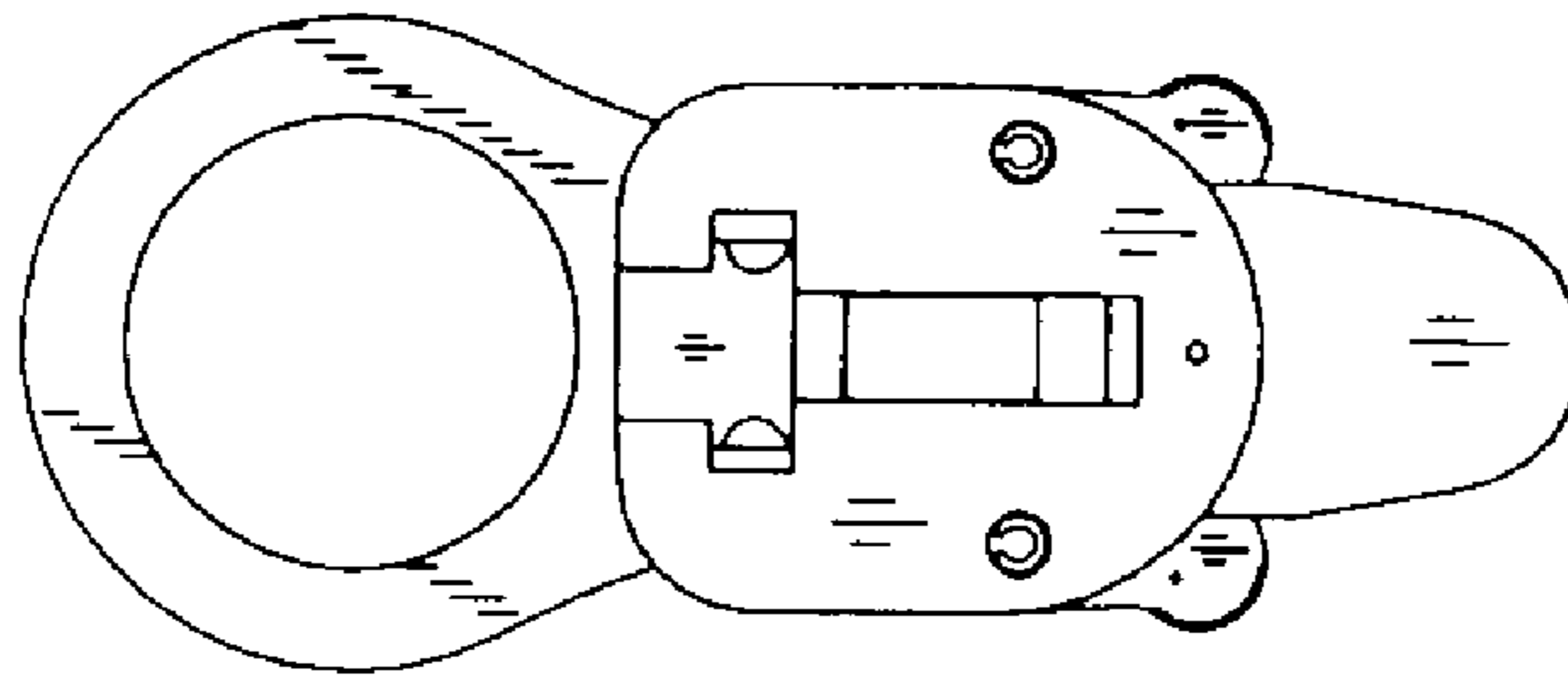


Fig. 5