

US00D509868S

(12) **United States Design Patent**
Imamoto

(10) **Patent No.:** **US D509,868 S**
(45) **Date of Patent:** **** Sep. 20, 2005**

(54) **IRON GOLF CLUB HEAD**

(75) **Inventor:** **Yasunori Imamoto, Tokyo (JP)**
(73) **Assignee:** **Bridgestone Sports Co., Ltd., Tokyo (JP)**
(**) **Term:** **14 Years**

(21) **Appl. No.:** **29/189,114**
(22) **Filed:** **Aug. 29, 2003**

(30) **Foreign Application Priority Data**
May 16, 2003 (JP) 2003-13556

(51) **LOC (8) Cl.** **21-02**
(52) **U.S. Cl.** **D21/747**
(58) **Field of Search** **D21/747-751;**
473/324-331, 350

(56) **References Cited**

U.S. PATENT DOCUMENTS

D215,101 S * 9/1969 Sabat D21/750
D361,358 S * 8/1995 Simmons D21/750
D393,675 S * 4/1998 Hoefflich D21/748
D431,622 S * 10/2000 Sato D21/748
D473,605 S * 4/2003 Petersen et al. D21/747

FOREIGN PATENT DOCUMENTS

JP D493313 1/1954
JP D705611 S 5/1987
JP D848063 S 6/1994
JP D1130487 S 1/2002
JP D1138287 S 4/2002

* cited by examiner

Primary Examiner—Mitchell Siegel
(74) *Attorney, Agent, or Firm*—Sughrue Mion, PLLC


(57) **CLAIM**

The ornamental design for an iron golf club head, as shown and described.

DESCRIPTION

FIG. 1 is a front elevational view of a golf club head showing my new design;
FIG. 2 is a rear plan view thereof;
FIG. 3 is a top plan view thereof;
FIG. 4 is a bottom plan view thereof;
FIG. 5 is a right side view thereof;
FIG. 6 is a left side view thereof;
FIG. 7 is a rear perspective view thereof; and,
FIG. 8 is a cross-section from a left side perspective thereof.

1 Claim, 8 Drawing Sheets



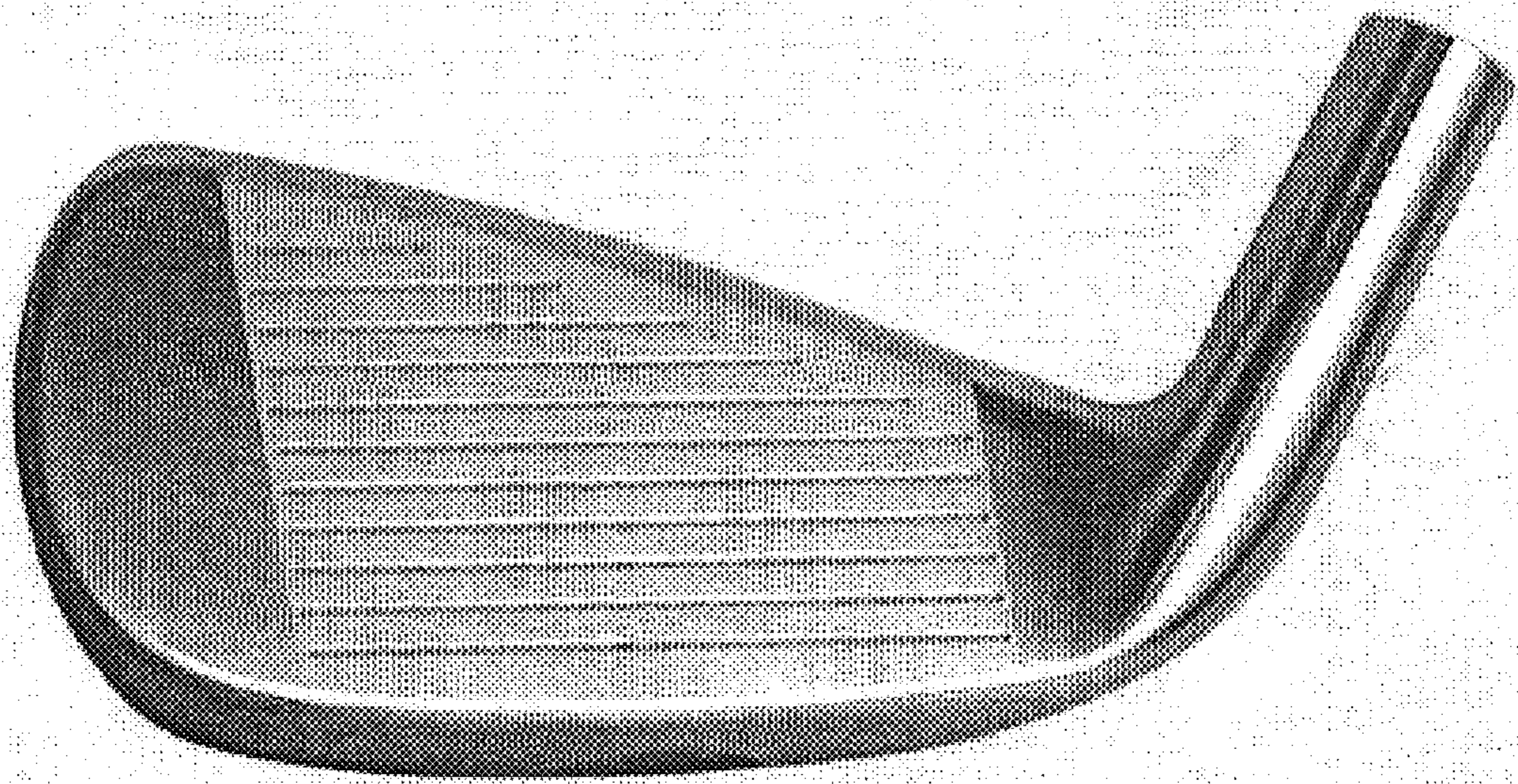


FIG. 1




FIG. 2




FIG. 3




FIG. 4




FIG. 5




FIG. 6




FIG. 7




FIG. 8