

US00D509865S

(12) **United States Design Patent**  
**Blancher**

(10) **Patent No.: US D509,865 S**

(45) **Date of Patent: \*\* Sep. 20, 2005**

- (54) **GOLF PUTTER HEAD**
- (76) Inventor: **Kraig A. Blancher**, 11918 Pasco Trails Blvd., Brooksville, FL (US) 34610
- (\*\*) Term: **14 Years**
- (21) Appl. No.: **29/205,966**
- (22) Filed: **May 24, 2004**
- (51) **LOC (8) Cl. .... 21-02**
- (52) **U.S. Cl. .... D21/736**
- (58) **Field of Search .... D21/736-746;**  
473/324-331, 340, 341, 251-256, 288,  
313

- 5,433,441 A 7/1995 Olsen et al.
- 5,494,282 A 2/1996 Pranio
- D368,292 S 3/1996 Willoughby
- D385,321 S \* 10/1997 Quattrochi ..... D21/741
- D387,829 S \* 12/1997 Blaine ..... D21/741
- 5,700,207 A \* 12/1997 Guthrie et al. .... 473/313
- 5,795,239 A \* 8/1998 Lin ..... 473/255
- D410,055 S \* 5/1999 Loop ..... D21/736
- D458,656 S 6/2002 Tang et al.
- 6,406,380 B1 \* 6/2002 Jackson ..... 473/340
- 6,471,600 B2 10/2002 Tang et al.
- D465,819 S \* 11/2002 Bussiere ..... D21/736
- 6,506,125 B2 1/2003 Helmstetter et al.
- 6,511,387 B2 1/2003 Grieb
- 6,524,193 B1 2/2003 Devore
- D477,041 S 7/2003 Cameron
- D500,539 S \* 1/2005 Holloway ..... D21/736
- 6,863,620 B2 \* 3/2005 Tucker, Sr. .... 473/288

(56) **References Cited**

**U.S. PATENT DOCUMENTS**

- 3,343,839 A 9/1967 Borah
- 3,430,963 A 3/1969 Wozniak et al.
- 3,497,220 A 2/1970 Scott
- 3,758,115 A 9/1973 Hoglund
- D230,294 S 2/1974 Gall
- 3,806,129 A 4/1974 Burrows
- D241,563 S 9/1976 McCord
- D264,367 S 5/1982 Gida
- D269,537 S \* 6/1983 Tucker ..... D21/741
- 4,688,798 A 8/1987 Pelz
- 4,754,976 A 7/1988 Pelz
- 4,871,174 A \* 10/1989 Kobayashi ..... 473/252
- 4,872,683 A 10/1989 Doran et al.
- 4,872,684 A 10/1989 Dippel
- D317,034 S 5/1991 Pelz
- 5,046,740 A 9/1991 D'Eath
- D323,688 S \* 2/1992 Whitney ..... D21/741
- D357,292 S \* 4/1995 Smith ..... D21/741

\* cited by examiner

*Primary Examiner*—Mitchell Siegel

(74) *Attorney, Agent, or Firm*—David W. Pettis, Jr., P.A.

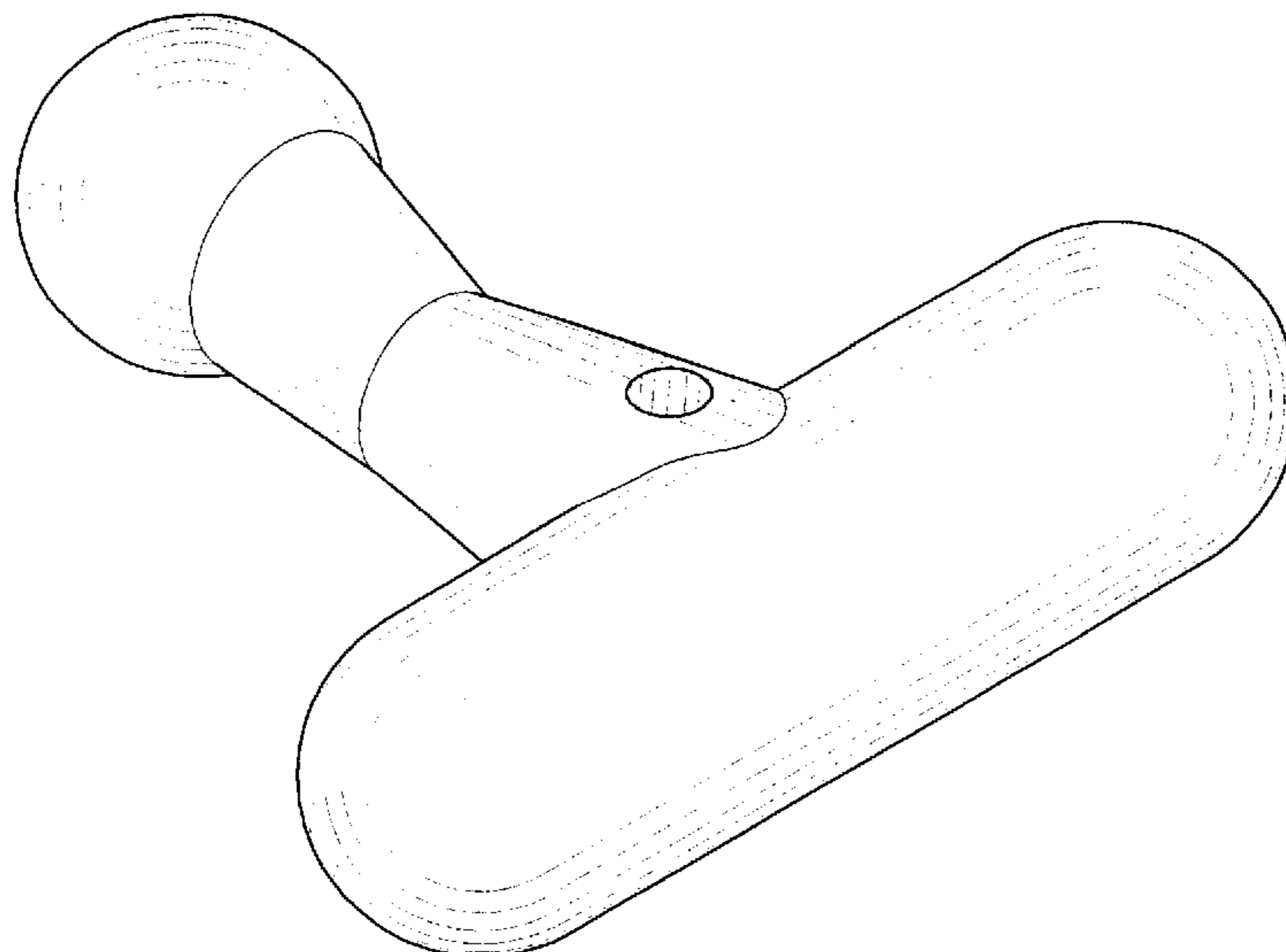
(57) **CLAIM**

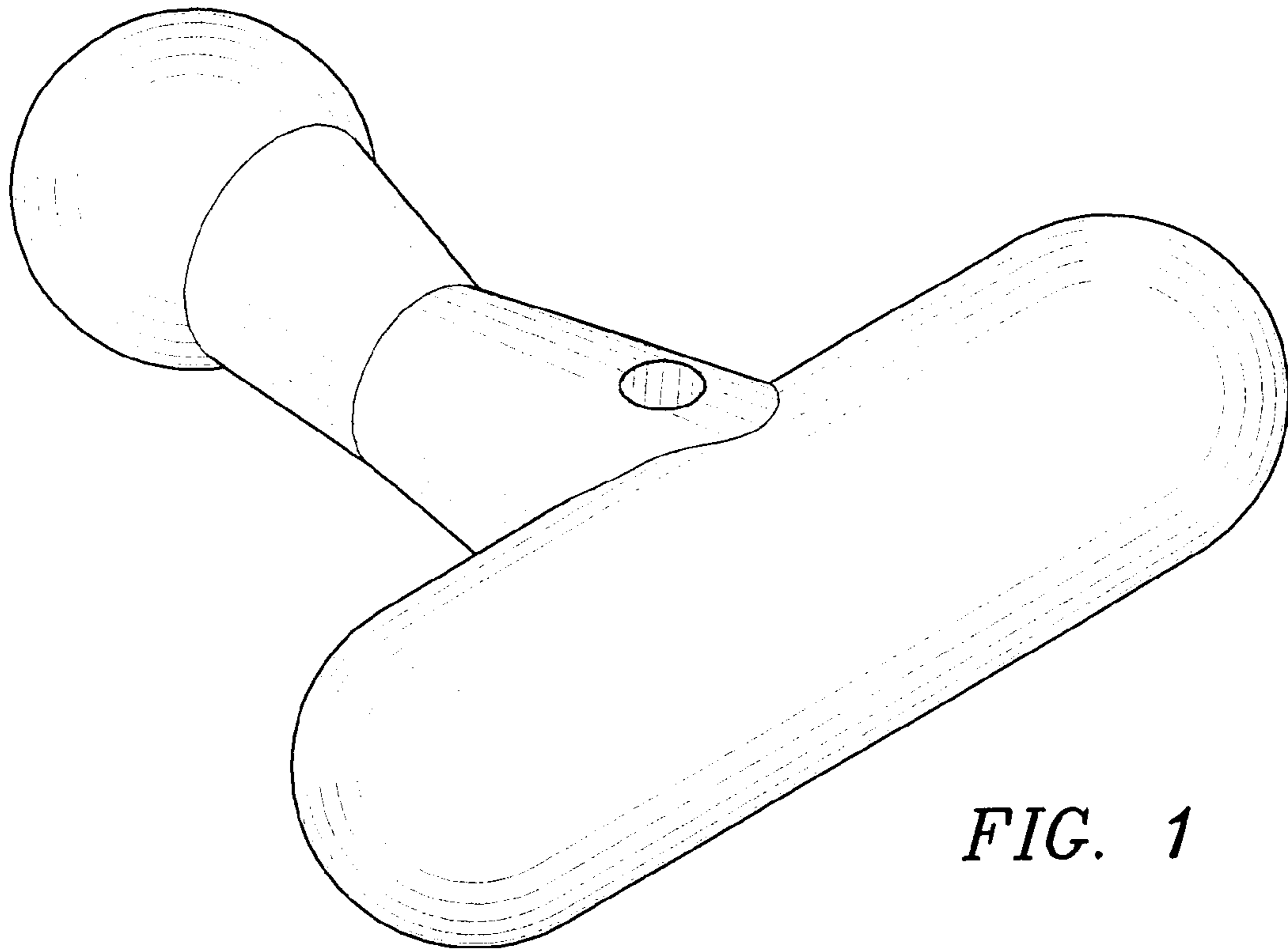
The ornamental design for a golf putter head, as shown and described.

**DESCRIPTION**

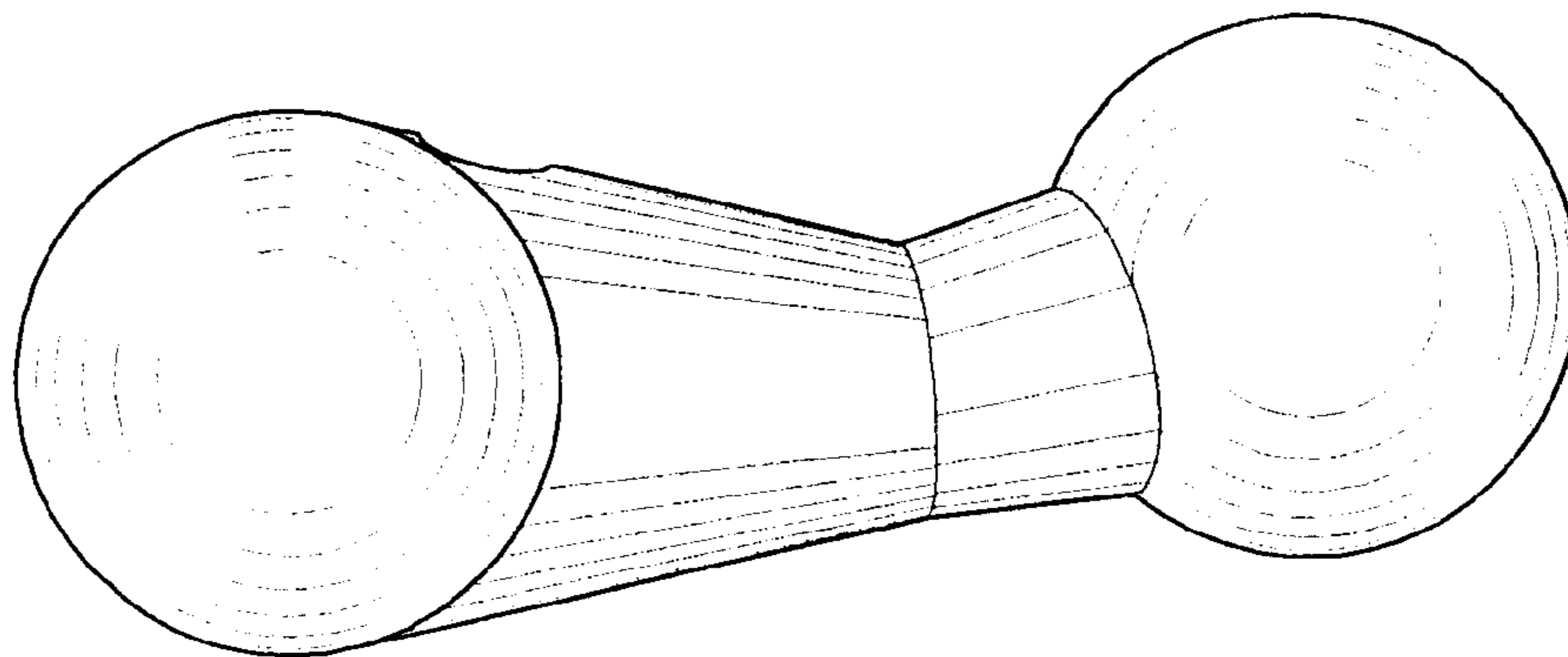
FIG. 1 is a perspective view of my golf putter head;  
FIG. 2 is a right side view thereof;  
FIG. 3 is a top plan view thereof;  
FIG. 4 is a front plan view thereof;  
FIG. 5 is a bottom plan view thereof; and,  
FIG. 6 is a rear plan view thereof.

**1 Claim, 3 Drawing Sheets**

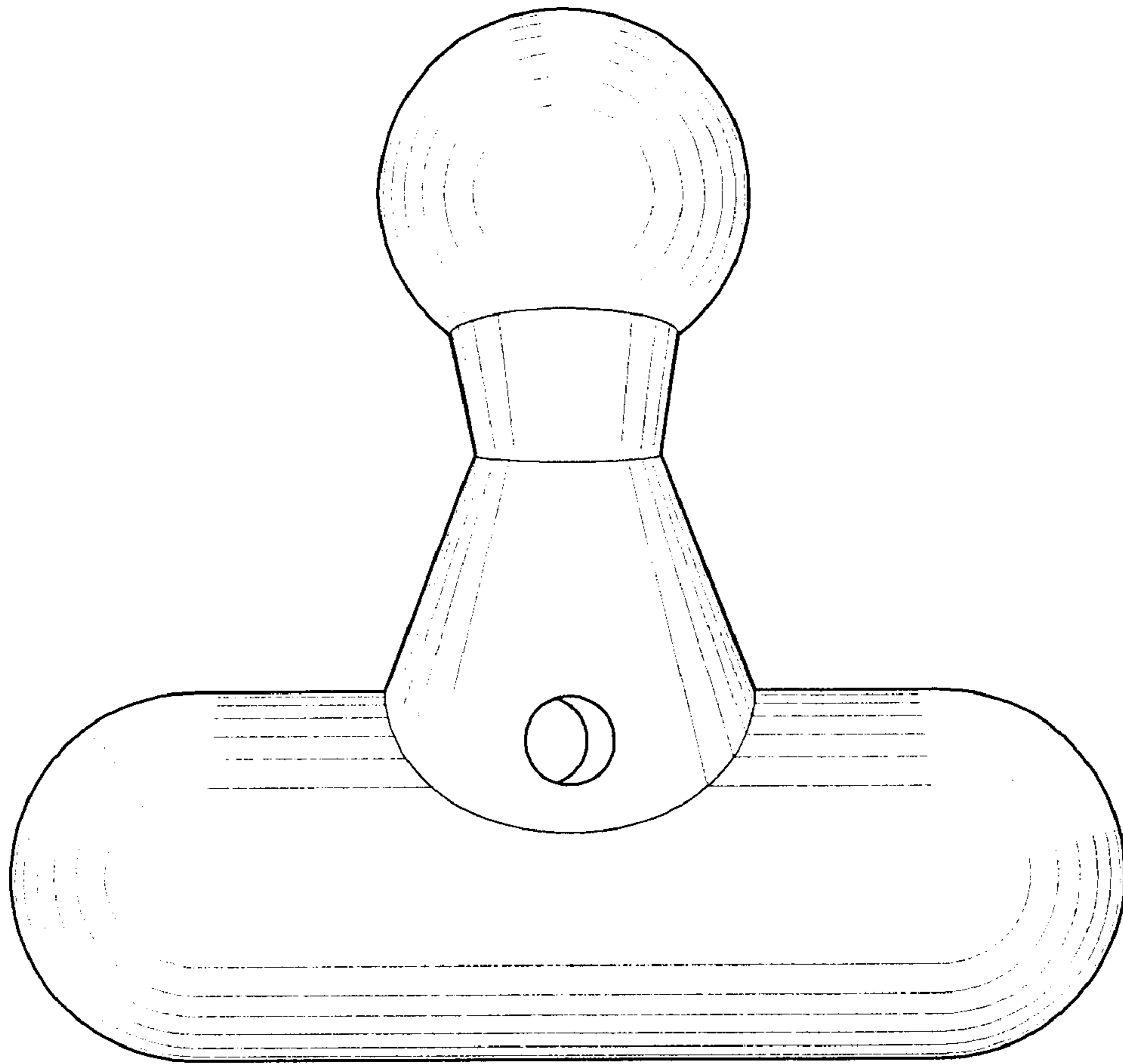




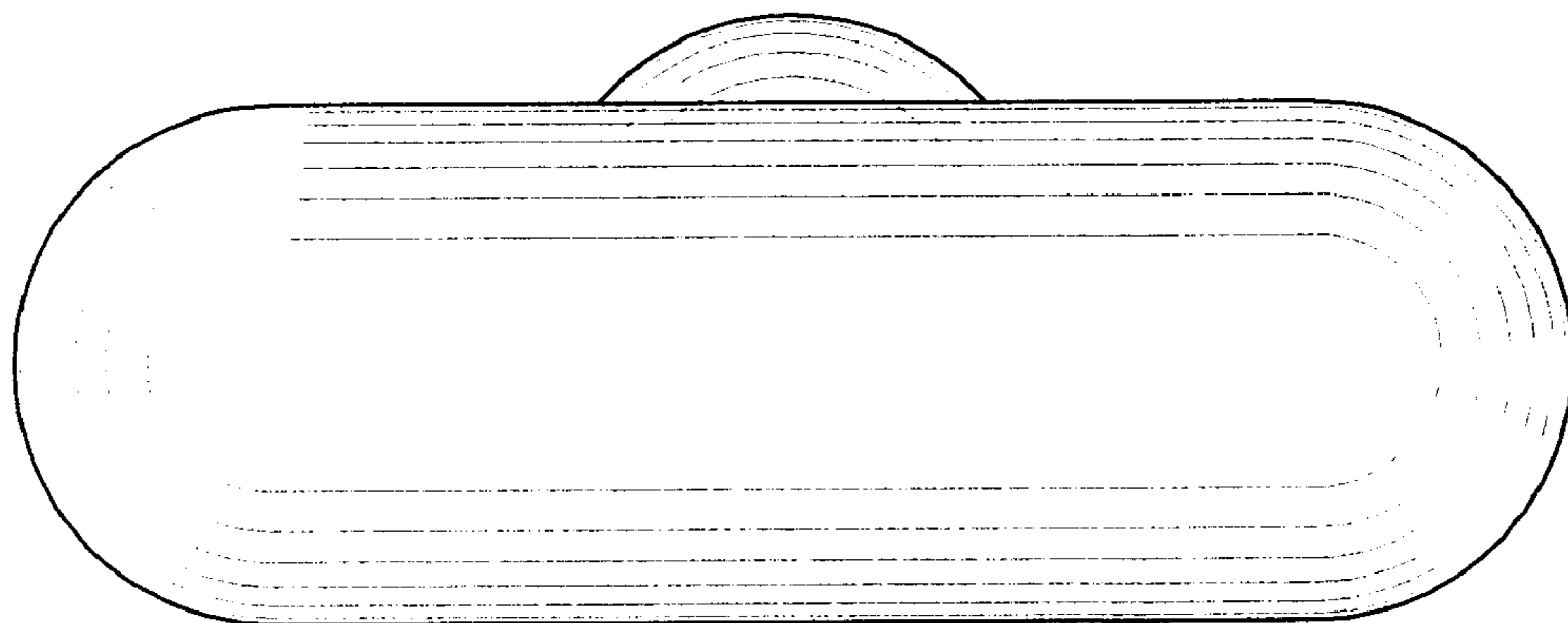
*FIG. 1*



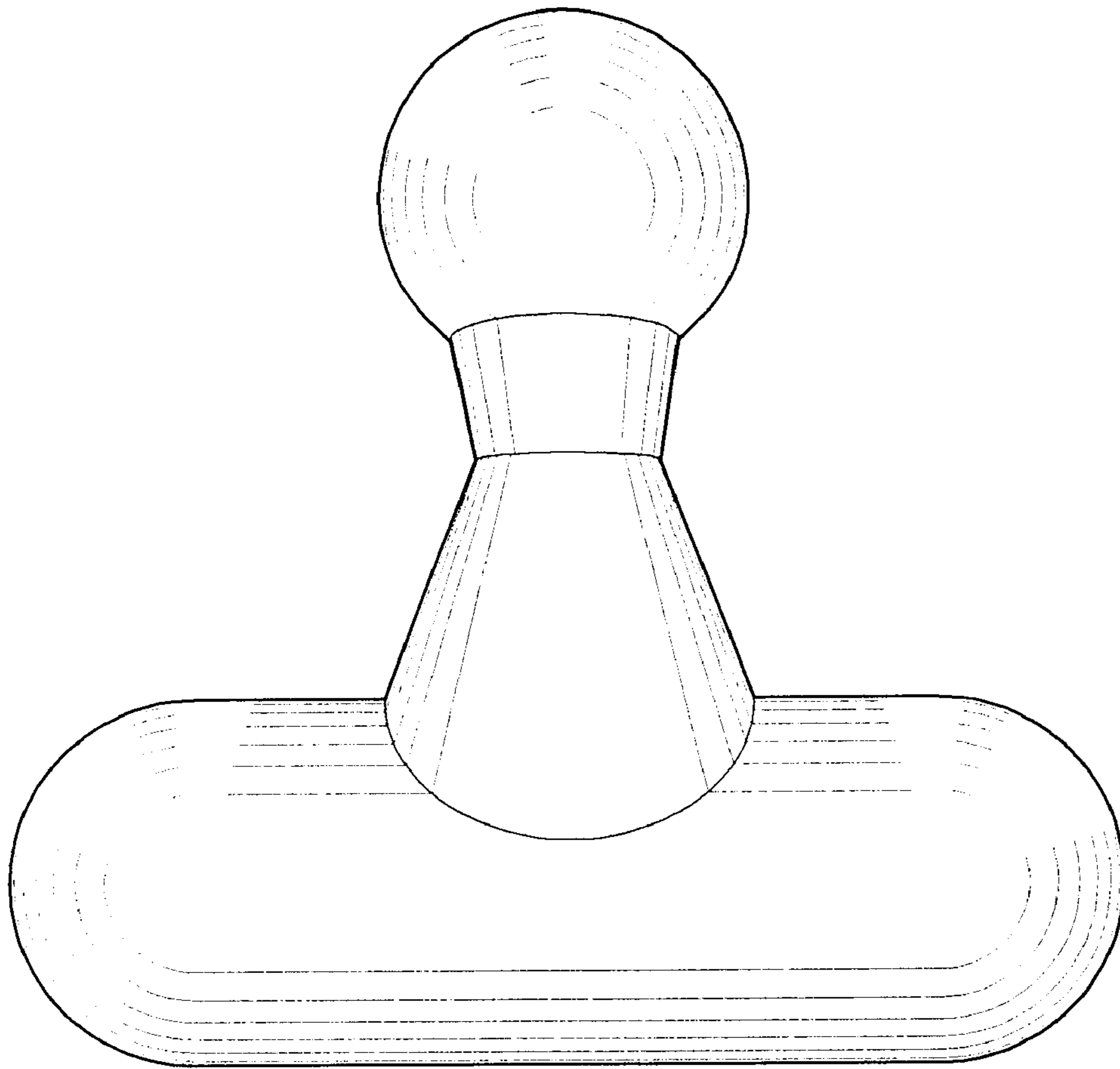
*FIG. 2*



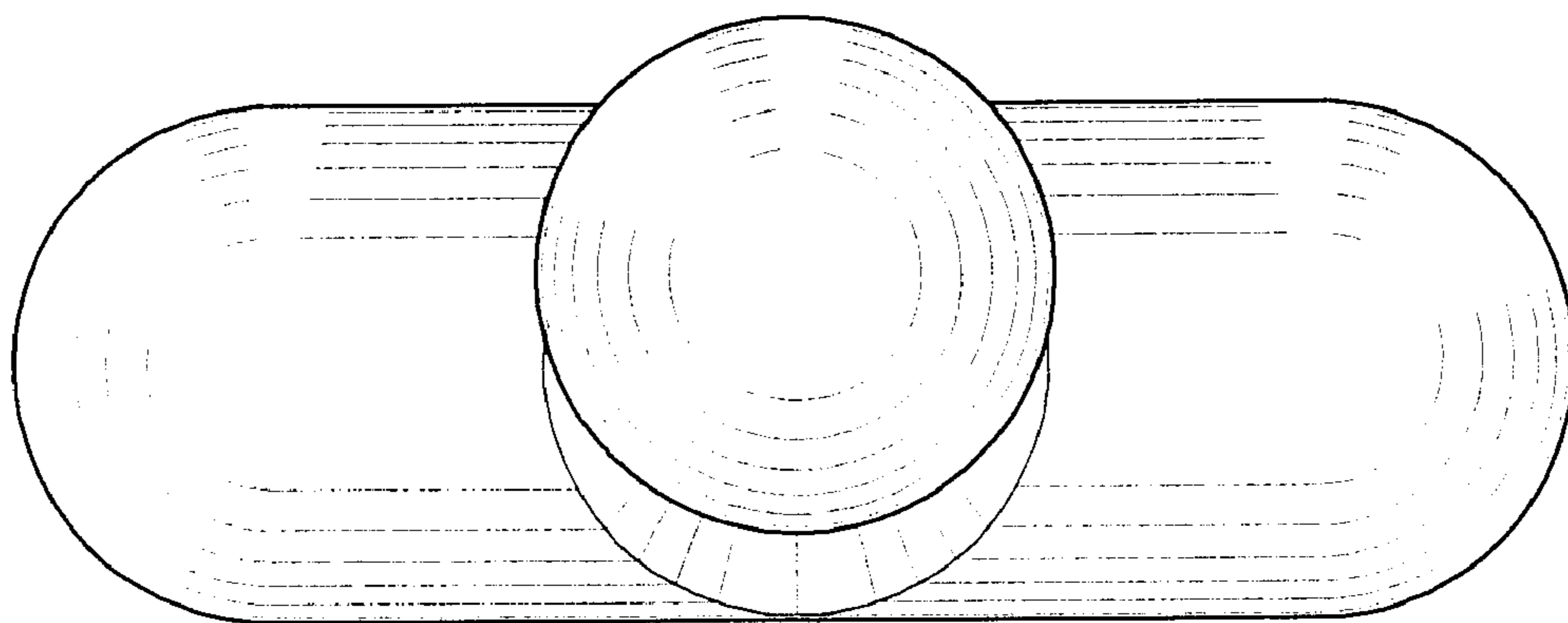
*FIG. 3*



*FIG. 4*



*FIG. 5*



*FIG. 6*