

US00D509857S

(12) **United States Design Patent**  
**Monson**

(10) **Patent No.:** **US D509,857 S**

(45) **Date of Patent:** **\*\* Sep. 20, 2005**

(54) **NOISEMAKER**

(76) **Inventor:** **Alan John Monson**, 2510 S. Shore Dr.,  
Clear Lake, IA (US) 50428

(\*\*) **Term:** **14 Years**

(21) **Appl. No.:** **29/199,727**

(22) **Filed:** **Feb. 20, 2004**

(51) **LOC (8) Cl.** ..... **21-01**

(52) **U.S. Cl.** ..... **D21/405**

(58) **Field of Search** ..... D21/398, 400,  
D21/405, 406; D17/22; 446/397, 408, 418-422;  
84/402-404, 408

(56) **References Cited**

**U.S. PATENT DOCUMENTS**

471,046 A *	3/1892	Wilskey	.....	446/421
2,678,158 A *	5/1954	Arant	.....	231/2.1
3,909,977 A *	10/1975	Kirk	.....	446/418
4,019,277 A *	4/1977	Kenkelen	.....	446/81
D245,941 S *	9/1977	Loftus	.....	D17/22

4,075,922 A	2/1978	Smith
4,266,459 A	5/1981	Seregely
D317,953 S	7/1991	Hall
5,112,266 A	5/1992	Hall
5,207,769 A	5/1993	Malta

\* cited by examiner

*Primary Examiner*—Catherine Tuttle

(57) **CLAIM**

The ornamental design for a noisemaker, as shown and described.

**DESCRIPTION**

FIG. 1 is a front elevational view of a noisemaker showing my new design, the rear elevational view being the same thereas;

FIG. 3 is a side view, taken from the left side of FIG. 1, the right side view being a mirror image thereof;

FIG. 3 is a top plan view thereof; and,

FIG. 4 is a bottom plan view thereof.

**1 Claim, 2 Drawing Sheets**

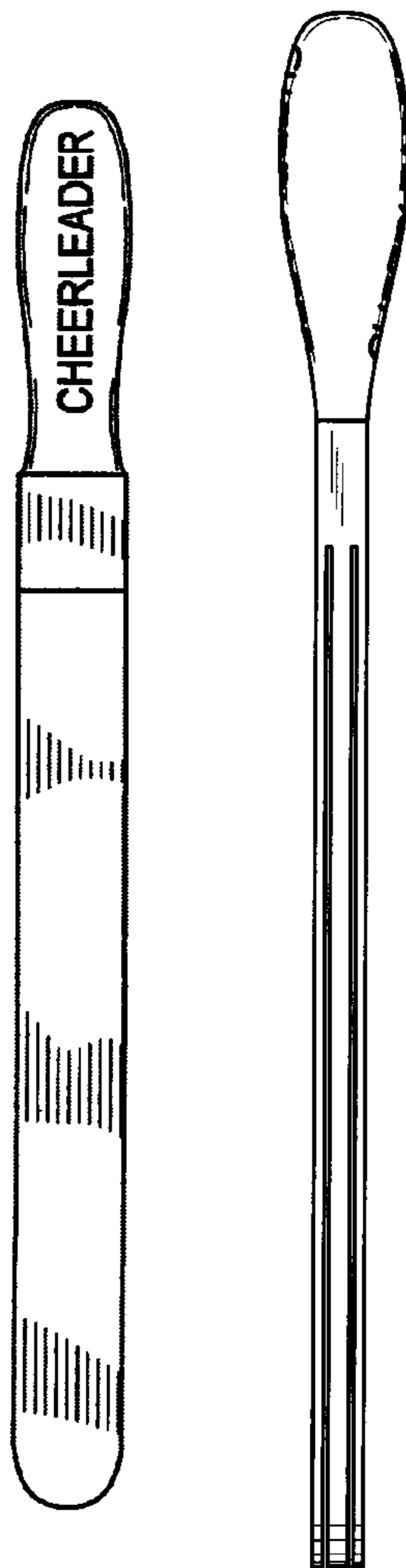




FIG. 1

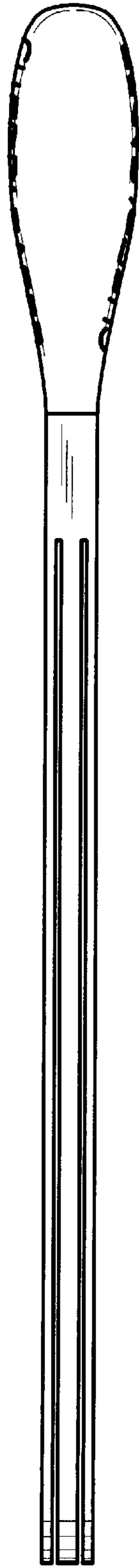


FIG. 2

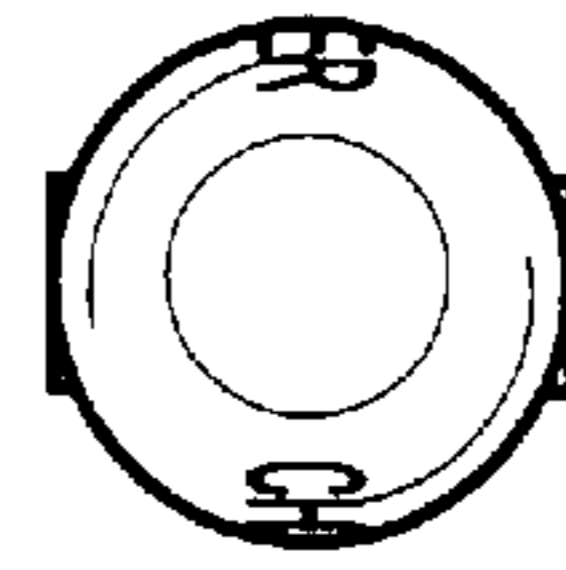


FIG. 3

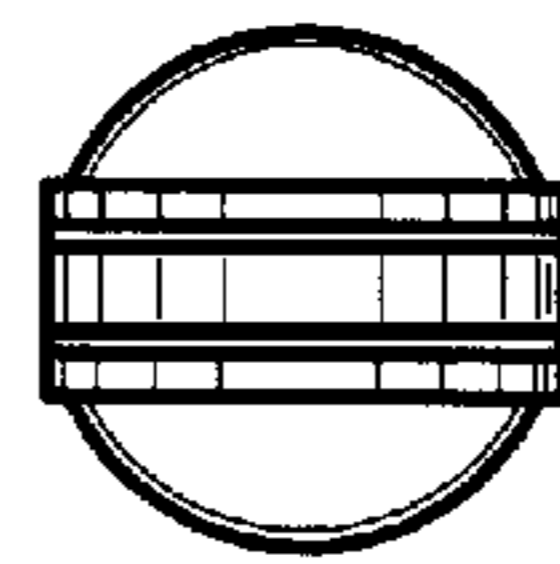


FIG. 4