



US00D509853S

(12) **United States Design Patent**
Anand

(10) **Patent No.:** **US D509,853 S**
(45) **Date of Patent:** **** Sep. 20, 2005**

(54) **TWO-COLOR CLIP PEN**

(75) Inventor: **Devendra S. Anand**, Mumbai (IN)

(73) Assignee: **Anand International (IN)**

(**) Term: **14 Years**

(21) Appl. No.: **29/211,400**

(22) Filed: **Aug. 16, 2004**

(51) **LOC (8) Cl.** **19-06**

(52) **U.S. Cl.** **D19/51; D19/50; D19/55;**
D19/56

(58) **Field of Search** D19/35, 36, 41-51,
D19/53-58, 81-85; 401/6, 7, 88, 99-102,
103-106, 107-110, 111-117, 209; 24/10 R,
11 R, 11 C, 11 F, 11 M, 11 CT, 11 P, 11 PP,
11 HC

(56) **References Cited**

U.S. PATENT DOCUMENTS

- D446,243 S * 8/2001 Pellissa Beneyto D19/51
- D456,845 S * 5/2002 Rommel D19/49
- 6,447,190 B1 * 9/2002 Kwitek 401/6
- D485,574 S * 1/2004 Keil D19/50
- D495,001 S * 8/2004 Anand D19/51

D496,400 S * 9/2004 Pellissa Beneyto D19/51

* cited by examiner

Primary Examiner—Martie K. Holtje

(74) *Attorney, Agent, or Firm*—St. Onge Steward Johnston & Reens LLC

(57) **CLAIM**

The ornamental design for a two-color clip pen, as shown and described.

DESCRIPTION

FIG. 1 is a front perspective view of a two-color clip pen in accordance with the new design wherein shading indicates one color and the absence of shading indicates a second color different from the one color;

FIG. 2 is a front elevational view of the two-color clip pen of FIG. 1;

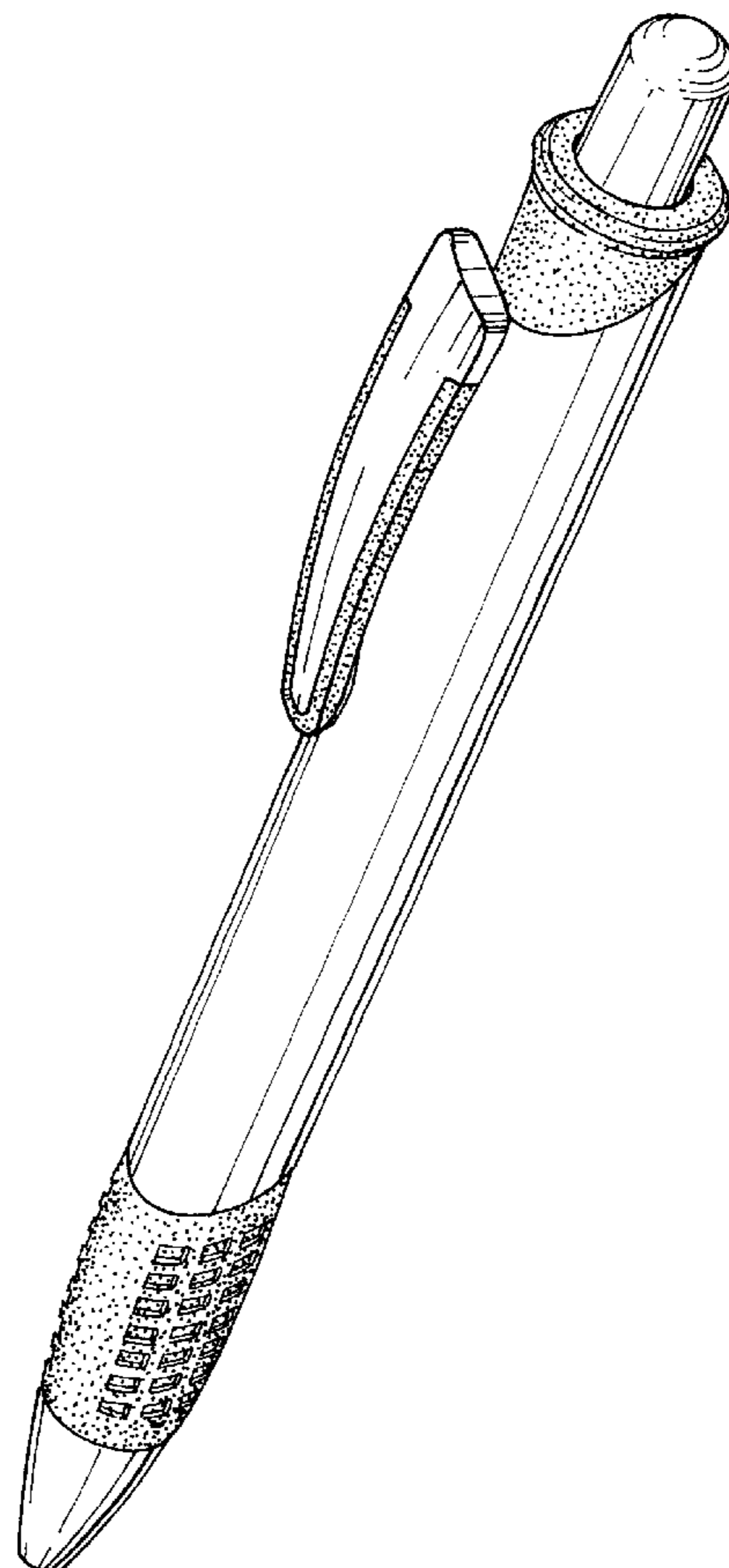
FIG. 3 is a side elevational view of the two-color clip pen of FIG. 1;

FIG. 4 is a rear elevational view of the two-color clip pen of FIG. 1;

FIG. 5 is a top plan view of the two-color clip pen of FIG. 1; and,

FIG. 6 is a bottom plan view of the two-color clip pen of FIG. 1.

1 Claim, 2 Drawing Sheets



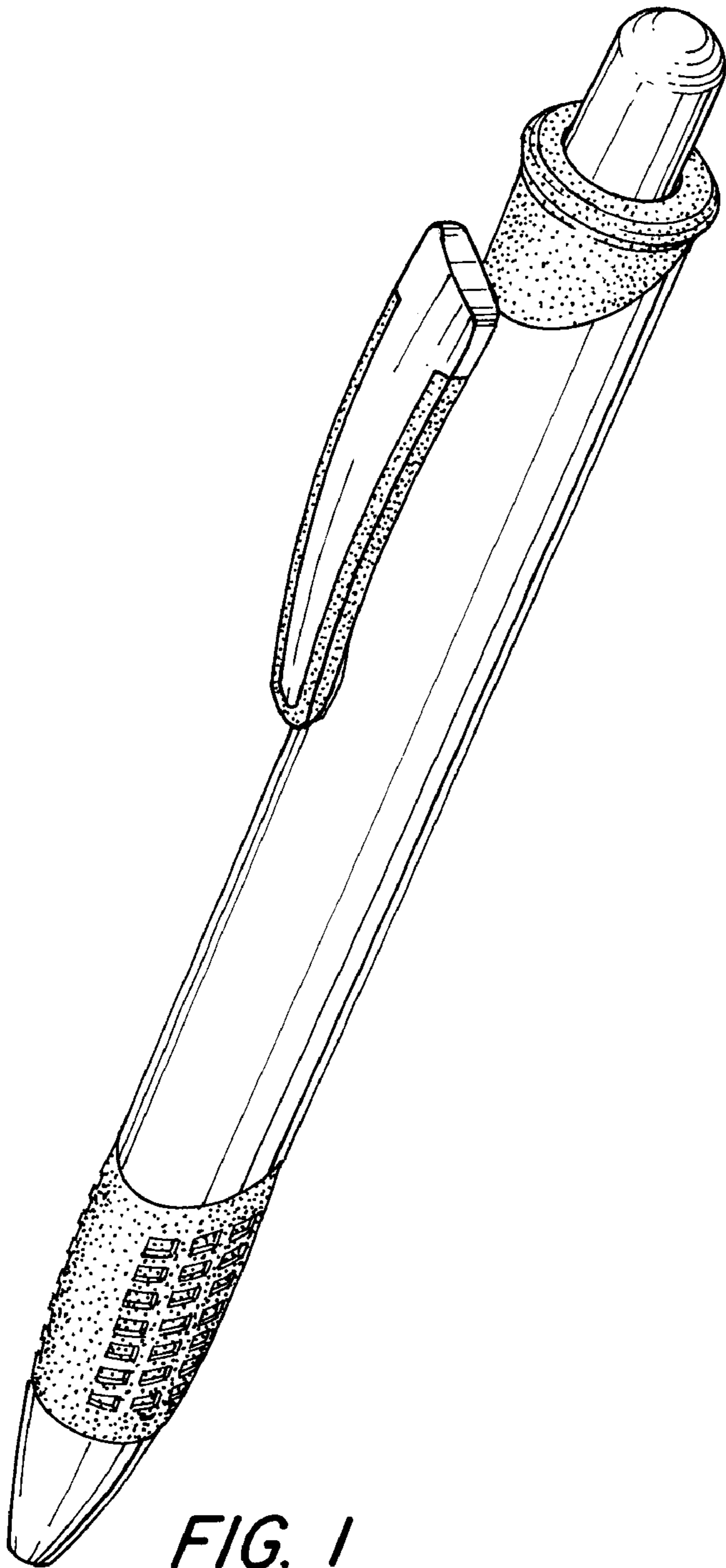


FIG. 1




FIG. 2

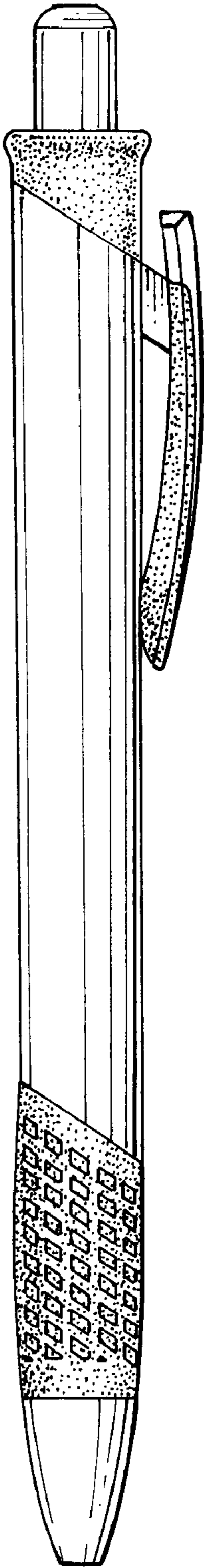


FIG. 3




FIG. 4




FIG. 5

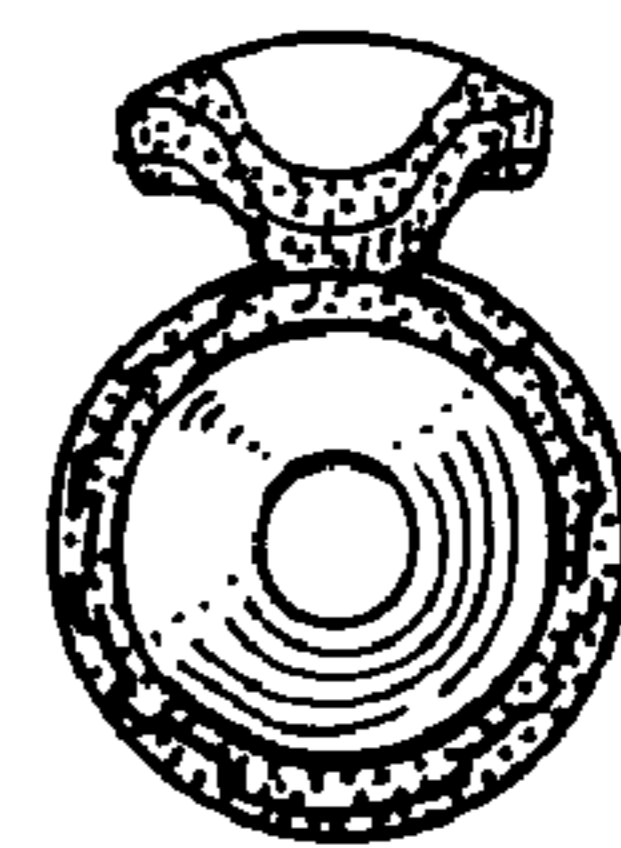


FIG. 6