



US00D509852S

(12) **United States Design Patent**
Anand

(10) **Patent No.:** **US D509,852 S**

(45) **Date of Patent:** **** Sep. 20, 2005**

(54) **RETRACTABLE TOP PRESS BALLPEN**

D499,142 S * 11/2004 Morrow D19/50
D501,879 S * 2/2005 Martin D19/36

(75) **Inventor:** **Kalpana Surendra Anand, Mumbai (IN)**

* cited by examiner

(73) **Assignee:** **Rover Writing Instruments (IN)**

Primary Examiner—Martie K. Holtje

(**) **Term:** **14 Years**

(74) *Attorney, Agent, or Firm*—St. Onge Steward Johnston & Reens LLC

(21) **Appl. No.:** **29/221,320**

(57) **CLAIM**

(22) **Filed:** **Jan. 13, 2005**

The ornamental design for a retractable top press ballpen, as shown and described.

(51) **LOC (8) Cl.** **19-06**

DESCRIPTION

(52) **U.S. Cl.** **D19/50; D19/55; D19/56**

(58) **Field of Search** D19/35, 36, 41–51,
D19/53–58, 81–85; 401/6, 7, 88, 99–102,
103–106, 107–117, 209; 24/10 R, 11 R,
11 P, 11 PP, 11 F, 11 M

FIG. 1 is a front perspective view of the retractable top press ballpen in accordance with the new design;

FIG. 2 is a rear view of a retractable top press ballpen of FIG. 1;

FIG. 3 is a left side view of a retractable top press ballpen of FIG. 1;

FIG. 4 is a front view of a retractable top press ballpen of FIG. 1;

FIG. 5 is a top view of a retractable top press ballpen of FIG. 1; and,

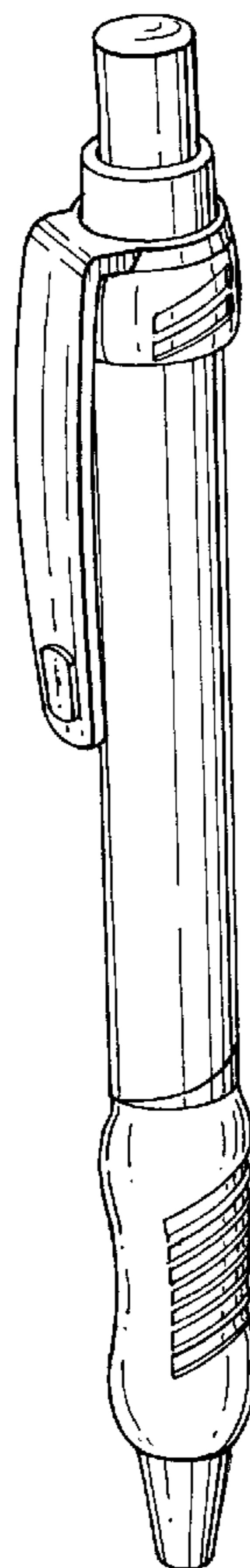
FIG. 6 is a bottom view of a retractable top press ballpen of FIG. 1.

(56) **References Cited**

U.S. PATENT DOCUMENTS

D338,915 S	*	8/1993	Willat	D19/51
5,558,452 A	*	9/1996	Oka et al.	401/6
D475,741 S	*	6/2003	Cetera	D19/51
D485,574 S	*	1/2004	Keil	D19/50
D492,723 S	*	7/2004	Kuo Chiang	D19/51
D496,400 S	*	9/2004	Pellissa Beneyto	D19/51
D498,791 S	*	11/2004	Morrow	D19/56

1 Claim, 1 Drawing Sheet



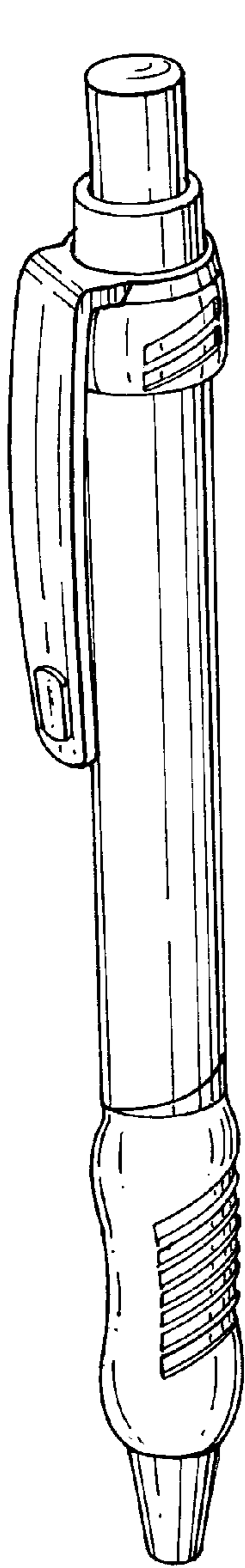


FIG. 1

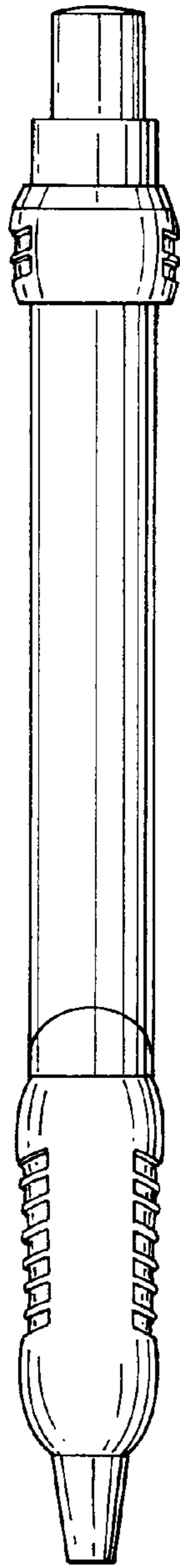


FIG. 2

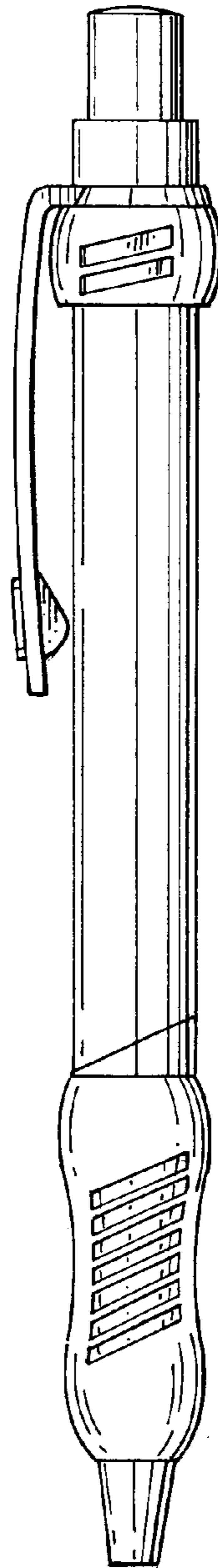


FIG. 3

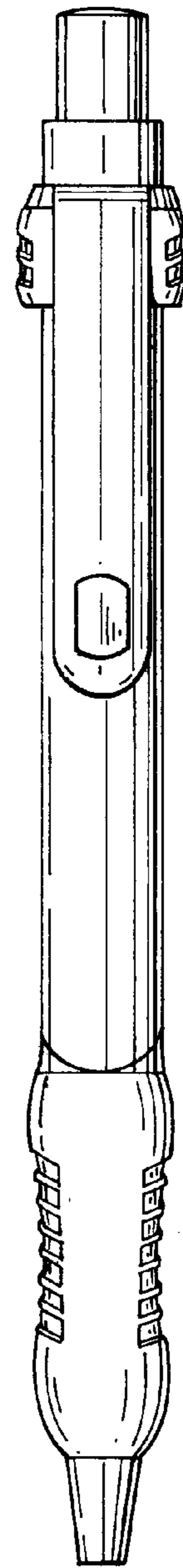


FIG. 4

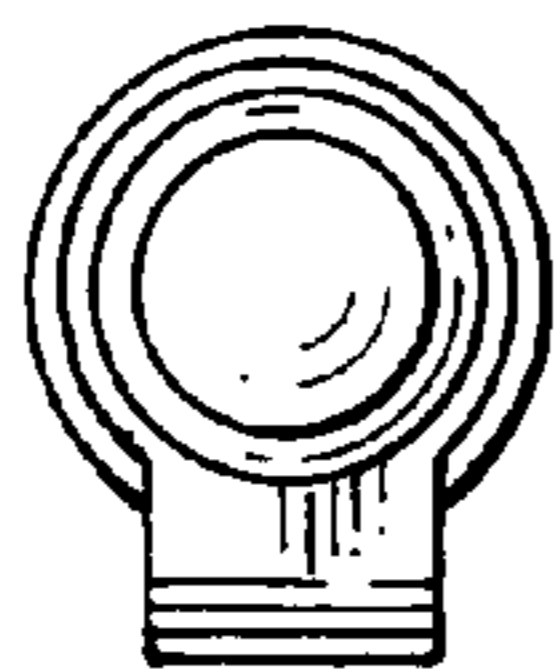


FIG. 5




FIG. 6