

US00D509833S

(12) **United States Design Patent**
Yang

(10) **Patent No.:** **US D509,833 S**

(45) **Date of Patent:** **** Sep. 20, 2005**

(54) **MULTI-CODEC JUKEBOX**

(75) **Inventor:** **Deok-Joon Yang**, Seoul (KR)

(73) **Assignee:** **Reigncom Ltd.**, Seoul (KR)

(**) **Term:** **14 Years**

(21) **Appl. No.:** **29/208,705**

(22) **Filed:** **Jul. 1, 2004**

(30) **Foreign Application Priority Data**

Jan. 5, 2004 (KR) 30-2004-0000459

(51) **LOC (8) Cl.** **14-03**

(52) **U.S. Cl.** **D14/496; D14/156**

(58) **Field of Search** D14/496, 400,
D14/401, 483, 156, 168, 125; 273/148 B;
463/30-35, 1, 43-47; 345/156-158, 903,
905, 728; D21/324, 329, 330, 333; 455/344-351

(56) **References Cited**

U.S. PATENT DOCUMENTS

4,976,435 A * 12/1990 Shatford et al. 463/36
5,162,082 A * 11/1992 Elliott 228/176
5,661,632 A * 8/1997 Register 361/683

6,314,483 B1 * 11/2001 Goto et al. 710/107
D452,250 S * 12/2001 Chan D14/496
D468,365 S * 1/2003 Bransky et al. D21/329
6,595,860 B1 * 7/2003 Yamamoto et al. 463/43
D488,483 S * 4/2004 Hu D14/496
D494,188 S * 8/2004 Huang D14/496

* cited by examiner

Primary Examiner—Prabhakar Deshmukh

(74) *Attorney, Agent, or Firm*—Lee, Hong, Degerman,
Kang & Schmadeka

(57) **CLAIM**

The ornamental design for a multi-codec jukebox, as shown
and described.

DESCRIPTION

FIG. 1 is a front perspective view of an embodiment of a
multi-codec jukebox;
FIG. 2 is a front elevational view thereof;
FIG. 3 is a rear elevational view thereof;
FIG. 4 is a first side elevational view thereof;
FIG. 5 is a second side elevational view thereof;
FIG. 6 is a bottom plan view thereof; and,
FIG. 7 is a top plan view thereof.

1 Claim, 6 Drawing Sheets

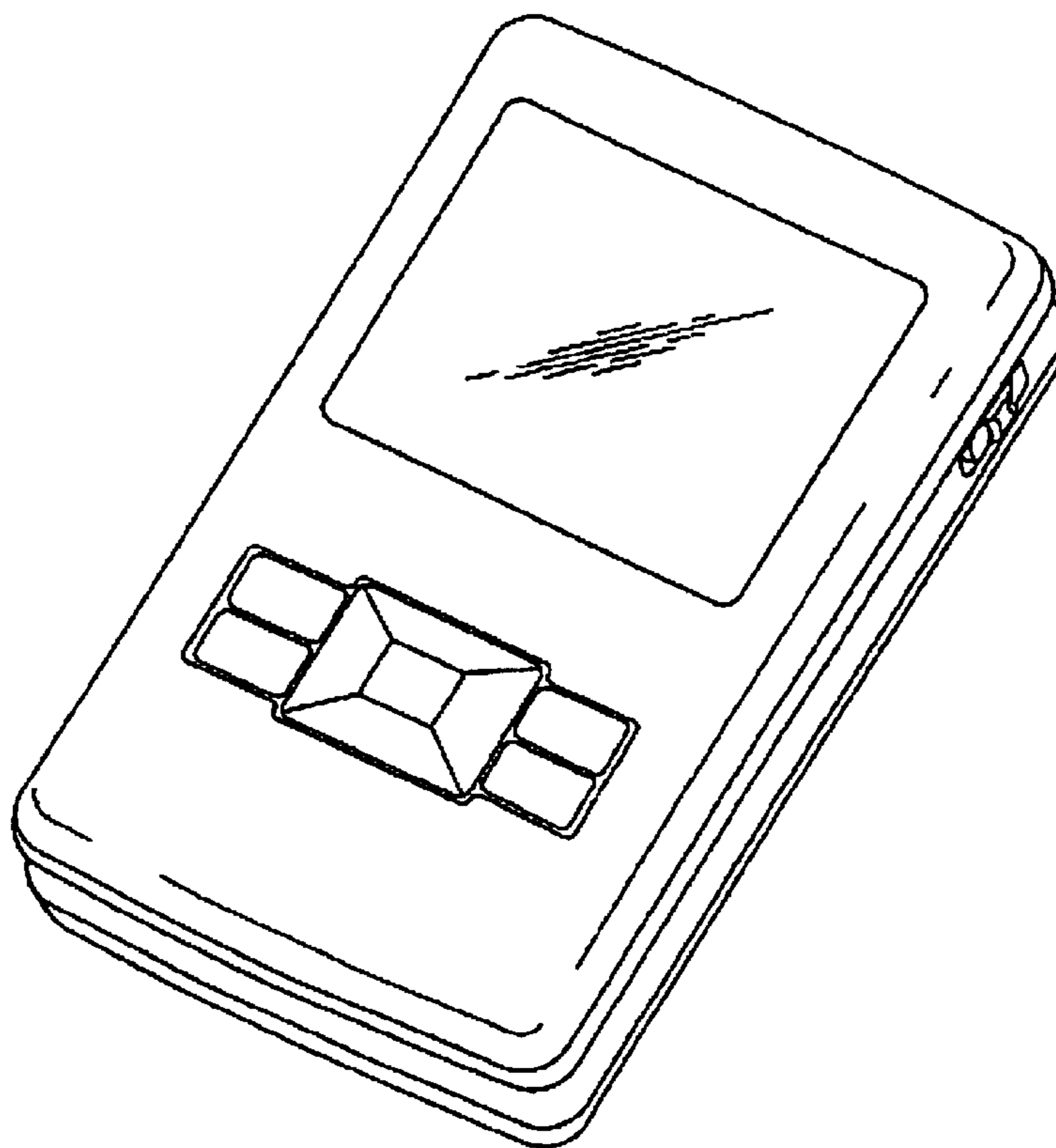


FIG. 1

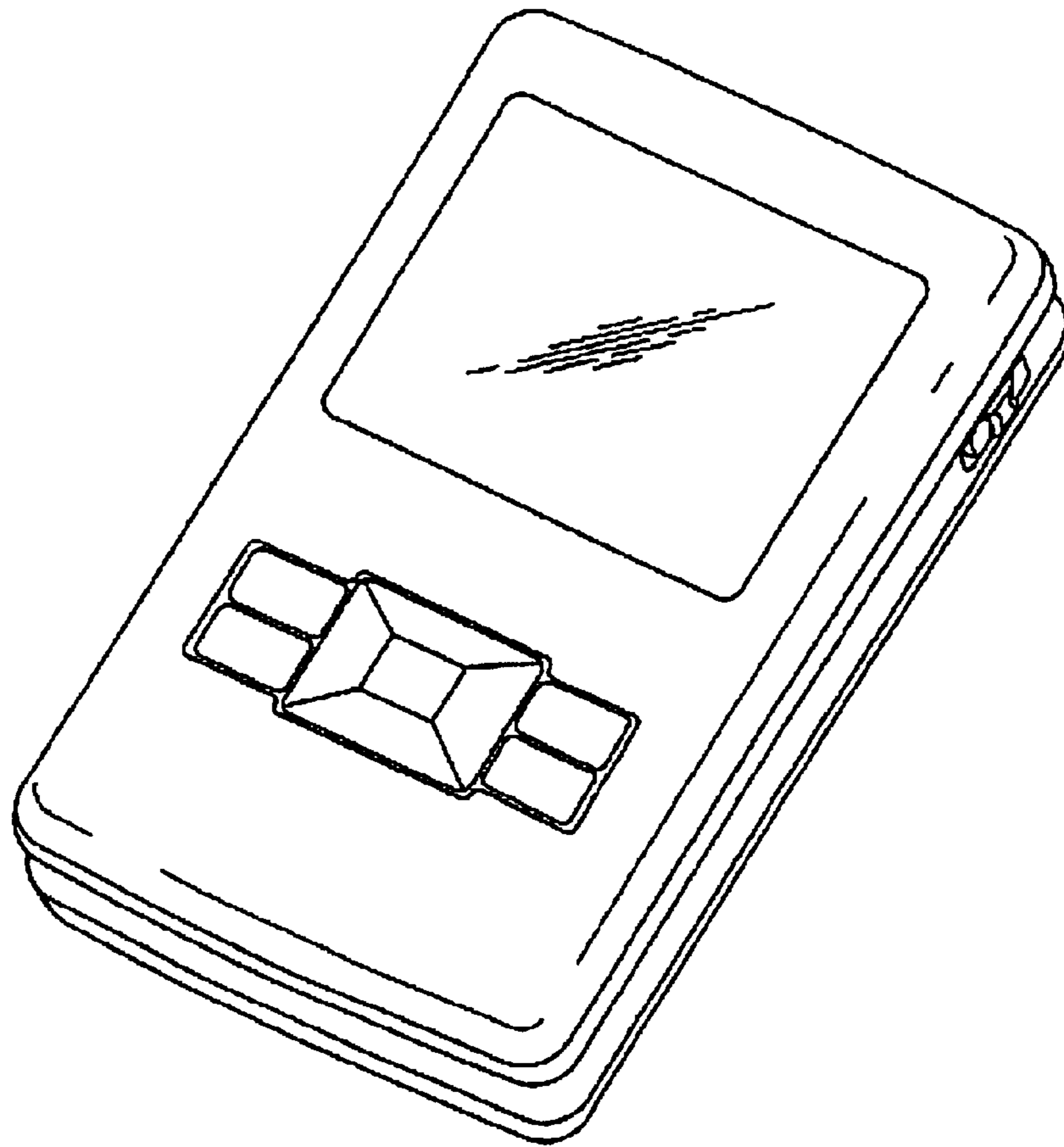


FIG. 2

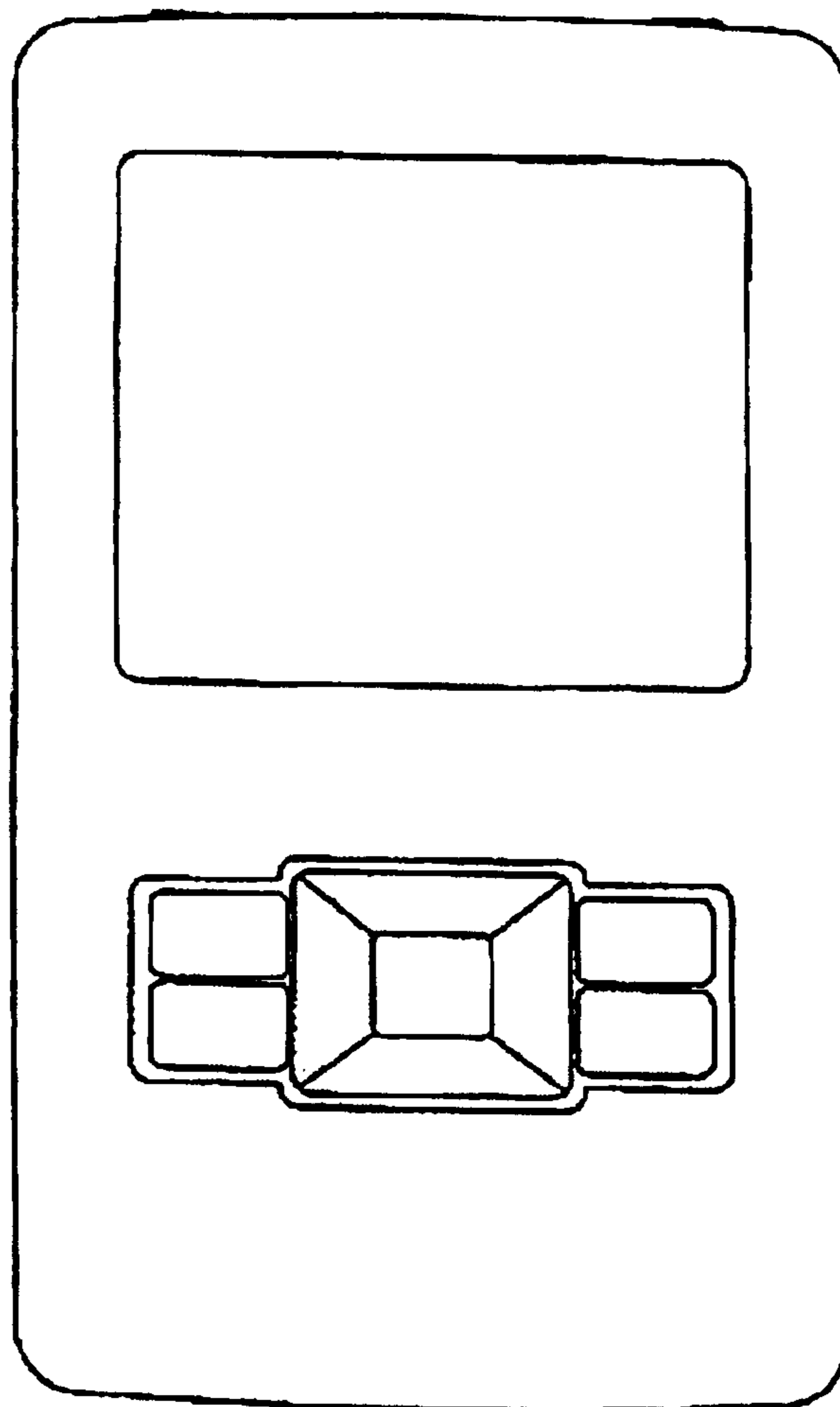


FIG. 3




FIG. 4




FIG. 5



FIG. 6




FIG. 7

