

US00D509831S

(12) **United States Design Patent**
Mitani et al.

(10) **Patent No.:** **US D509,831 S**

(45) **Date of Patent:** **** Sep. 20, 2005**

(54) **DISPLAY PANEL PORTION FOR A PRINTER**

(75) Inventors: **Kouki Mitani**, Tokyo (JP); **Tadayuki Wakatabi**, Tokyo (JP)

(73) Assignee: **Riso Kagaku Corporation** (JP)

(**) Term: **14 Years**

(21) Appl. No.: **29/196,203**

(22) Filed: **Dec. 23, 2003**

(30) **Foreign Application Priority Data**

Jun. 27, 2003 (JP) D2003-018517

(51) **LOC (8) Cl.** **14-04**

(52) **U.S. Cl.** **D14/486**

(58) **Field of Search** D14/485-95; D18/24-33;
D19/6; D20/11; D21/324-33; 715/700-26,
764-866; D12/192

(56) **References Cited**

U.S. PATENT DOCUMENTS

D276,039 S * 10/1984 Tanaka D12/192
D306,463 S * 3/1990 Chiba D21/385
D384,341 S * 9/1997 Hoffman et al. D14/486

D420,340 S * 2/2000 Bailer et al. D14/486
D469,107 S * 1/2003 Miller et al. D14/488
D490,438 S * 5/2004 Greninger D14/485
D497,168 S * 10/2004 Hsu D14/486

* cited by examiner

Primary Examiner—M. H. Tung

(74) *Attorney, Agent, or Firm*—SAIDMAN DesignLaw Group

(57) **CLAIM**

The ornamental design for a display panel portion for a printer, as shown and described.

DESCRIPTION

FIG. 1 is a front view of a display panel portion for a printer; FIG. 2 is a front view of a second embodiment thereof; FIG. 3 is a front view of a third embodiment thereof; and, FIG. 4 is a perspective view of the first embodiment, on a reduced scale, the broken line drawing of a printer is for illustrative purposes only and forms no part of the claimed design.

The broken line shown in FIGS. 1-4 is for illustrative purpose only and forms no part of the claimed design.

1 Claim, 2 Drawing Sheets

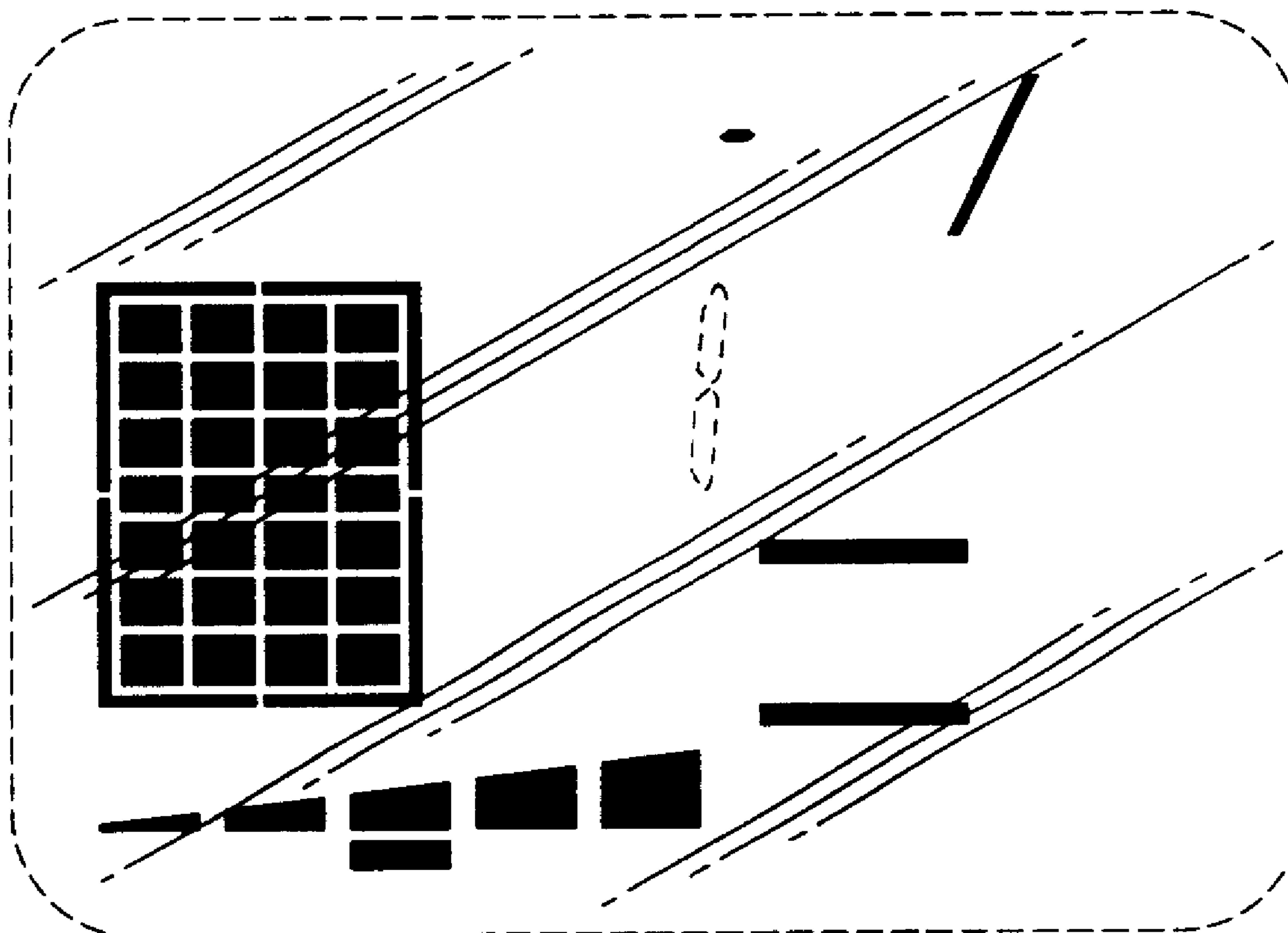


Fig.1

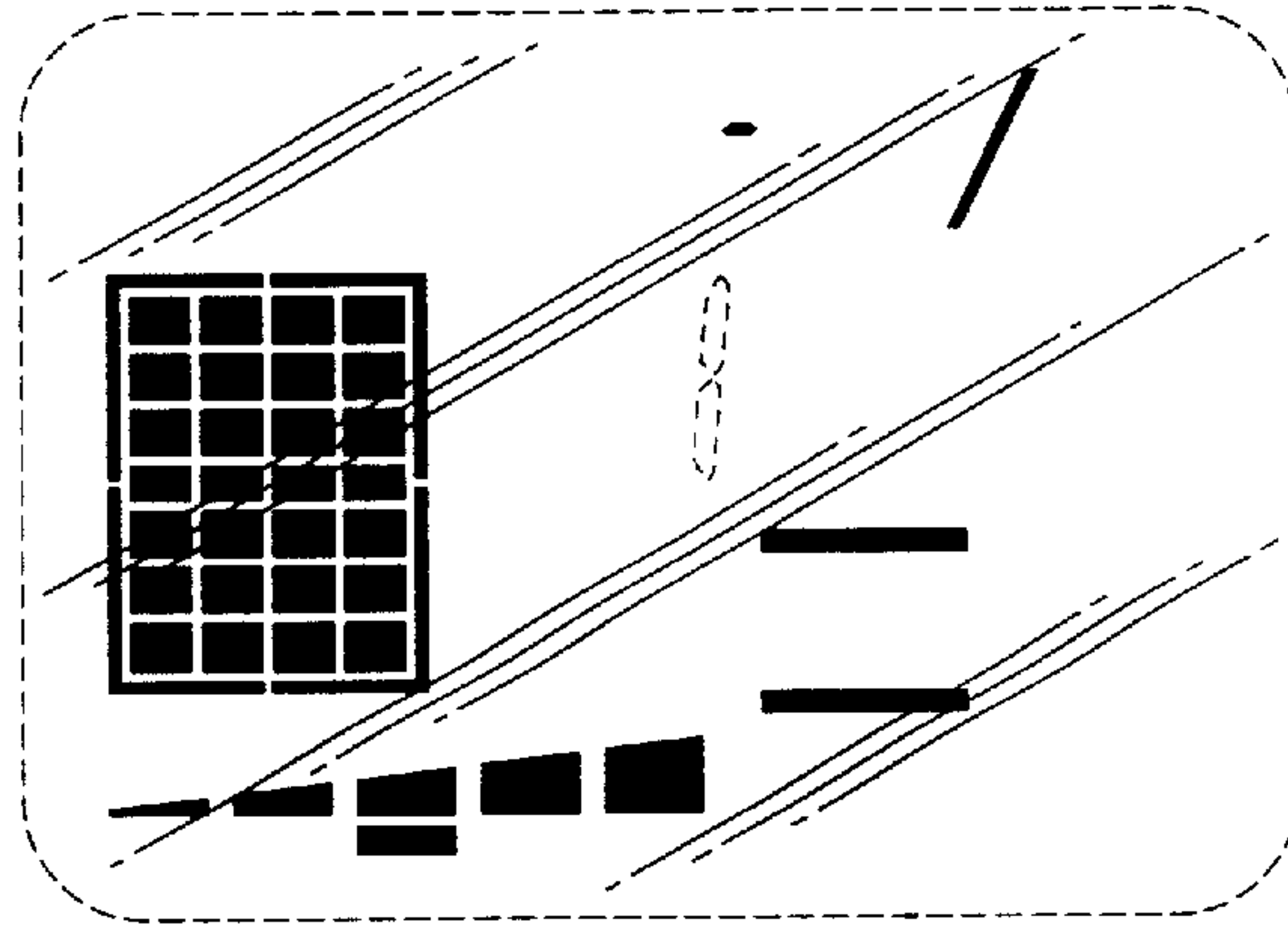


Fig.2

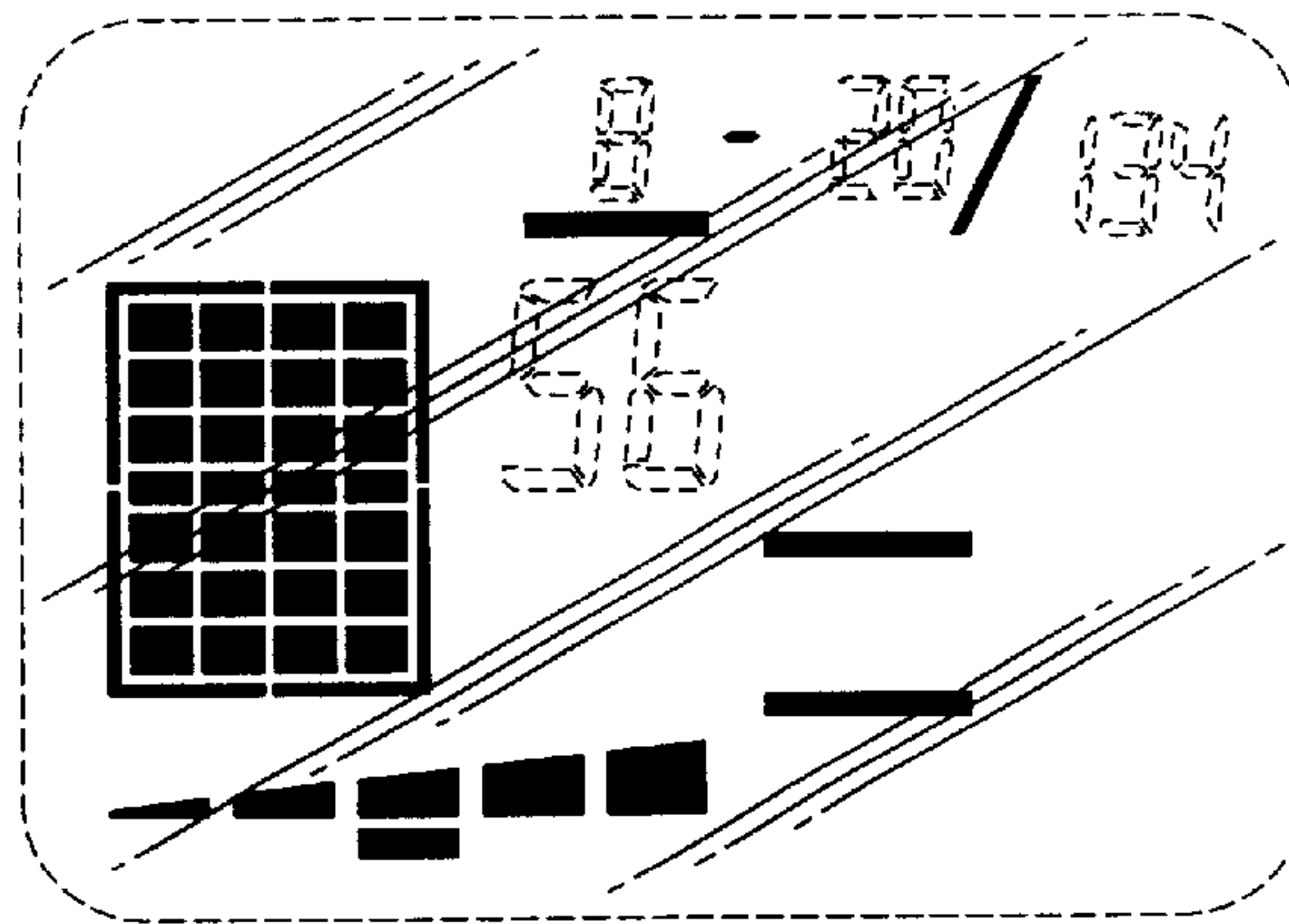


Fig.3

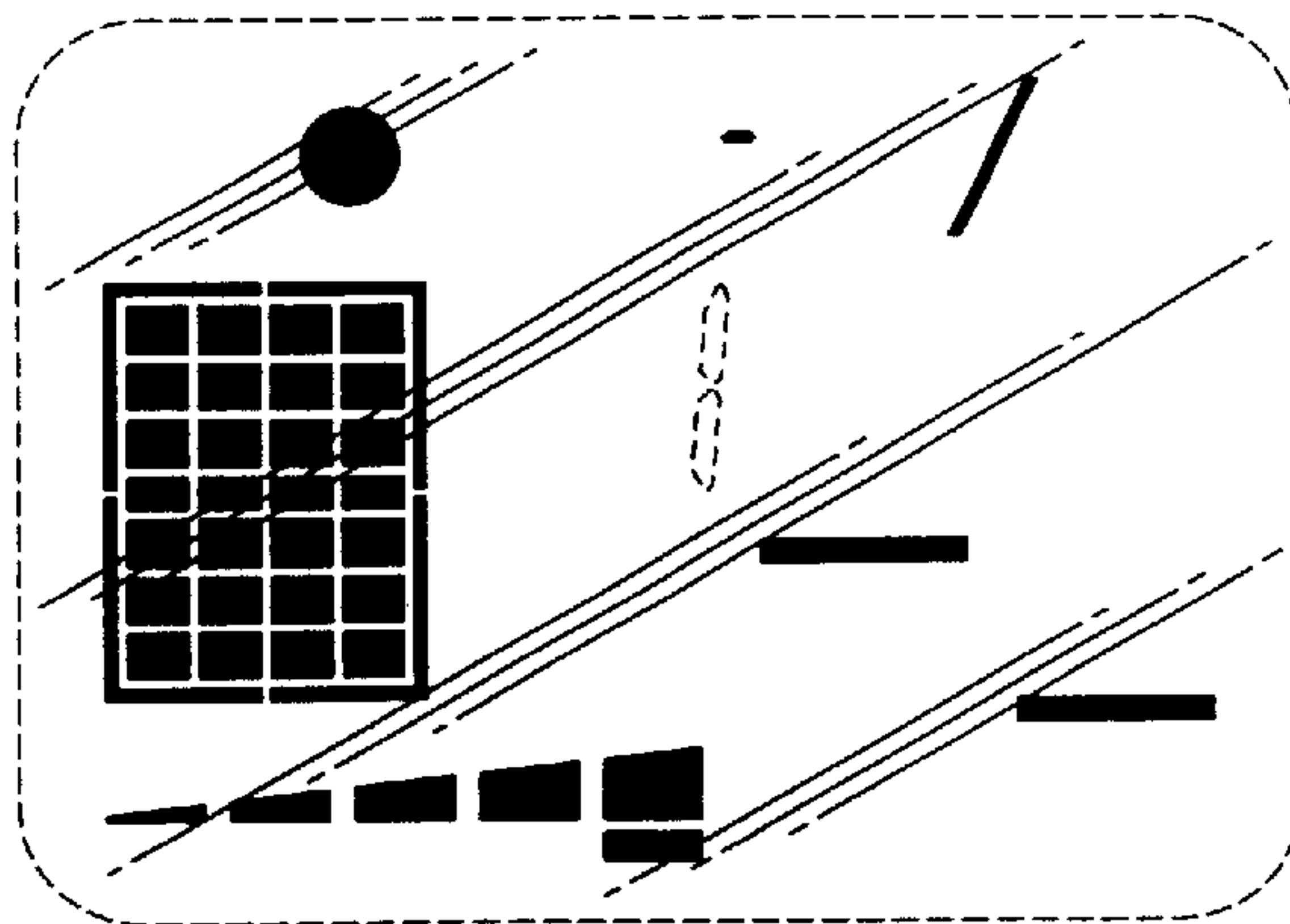


Fig.4

