

US00D509787S

(12) **United States Design Patent** (10) **Patent No.:** **US D509,787 S**  
**Okubo** (45) **Date of Patent:** **\*\* Sep. 20, 2005**

(54) **TIRE FOR AUTOMOBILE**

FOREIGN PATENT DOCUMENTS

(75) Inventor: **Nariya Okubo**, Kobe (JP)  
 (73) Assignee: **Sumitomo Rubber Industries, Ltd.**,  
 Kobe (JP)

JP	1003458	11/1997
JP	1003457-2	2/1998
JP	1090179	9/2000

(\*\*) Term: **14 Years**

OTHER PUBLICATIONS

Cordovan Grand Spirit Aqua Flow GTX Tire, 2003 Tread Design Guide, Jan. 2003, p. 18. 4/5.\*

(21) Appl. No.: **29/201,676**

\* cited by examiner

(22) Filed: **Mar. 19, 2004**

(30) **Foreign Application Priority Data**

Nov. 17, 2003 (JP) ..... 2003-034285

(51) **LOC (8) Cl.** ..... **12-15**

(52) **U.S. Cl.** ..... **D12/584**

(58) **Field of Search** ..... D12/547, 549,  
D12/550, 553, 582, 584, 585, 588, 602,  
603; 152/209.1, 209.8, 209.9, 209.12, 209.13,  
209.25, 209.28, 455

(57) **CLAIM**

The ornamental design for a tire for automobile, as shown.

(56) **References Cited**

U.S. PATENT DOCUMENTS

D412,144 S	7/1999	Demagall et al.	
5,996,661 A	* 12/1999	Gerresheim et al.	... 152/209.22
D451,854 S	12/2001	Hanya	
D471,859 S	* 3/2003	Fukunaga et al.	..... D12/584
D471,860 S	3/2003	Murata	

**DESCRIPTION**

FIG. 1 is a front view of a tire for automobile showing my new design;  
 FIG. 2 is a rear view thereof;  
 FIG. 3 is a top plan view thereof;  
 FIG. 4 is a bottom plan view thereof;  
 FIG. 5 is a right side view thereof;  
 FIG. 6 is a left side view thereof; and,  
 FIG. 7 is a perspective view thereof.

**1 Claim, 5 Drawing Sheets**

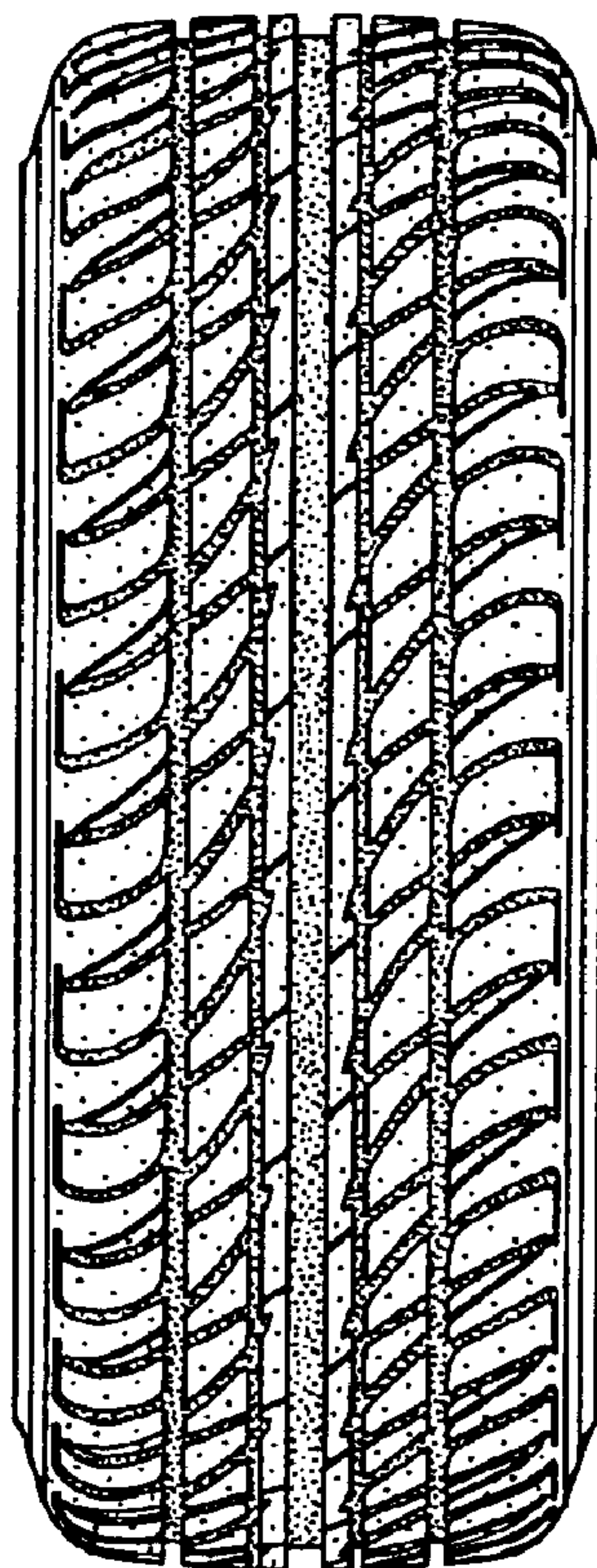


FIG. 1

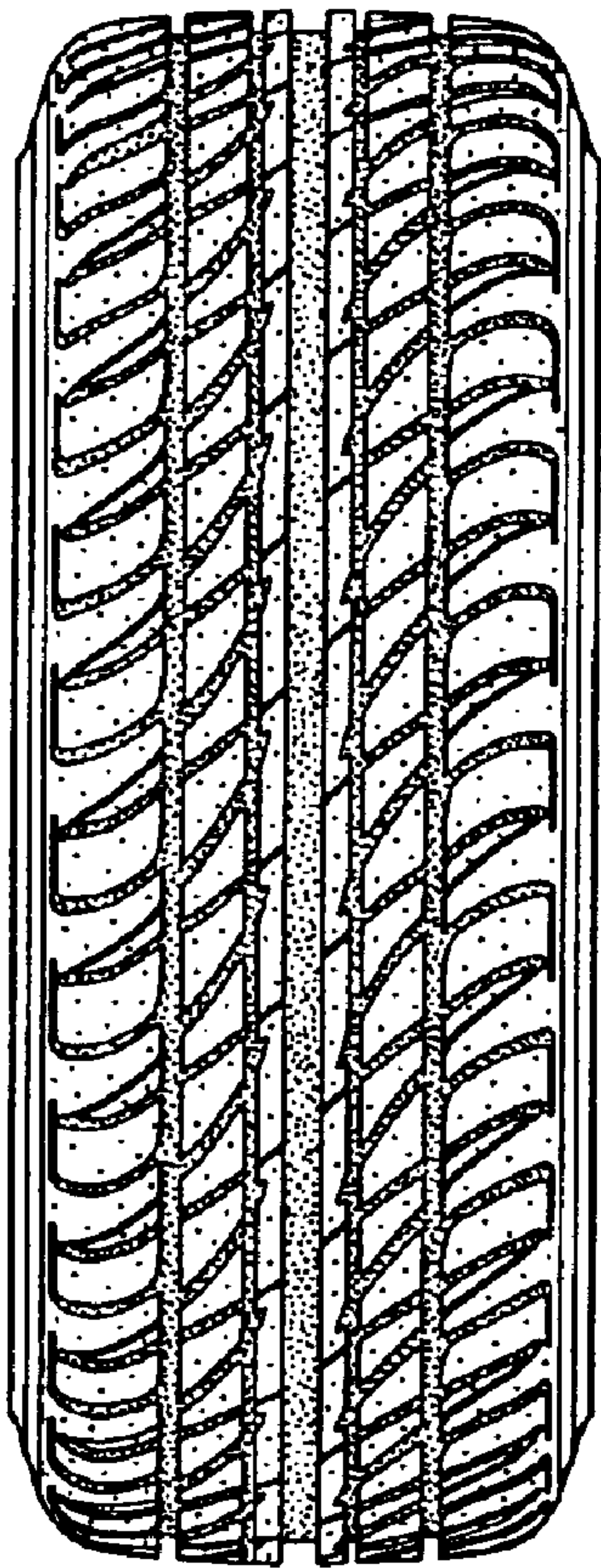


FIG. 2

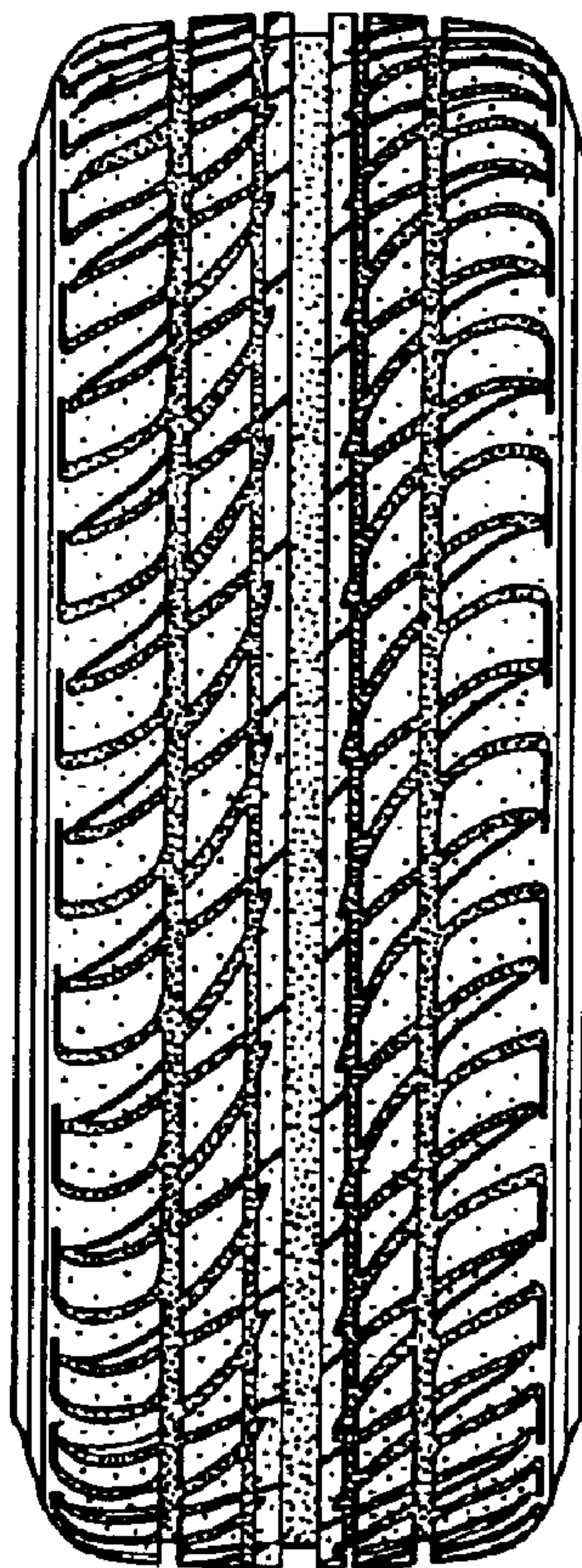




FIG. 3

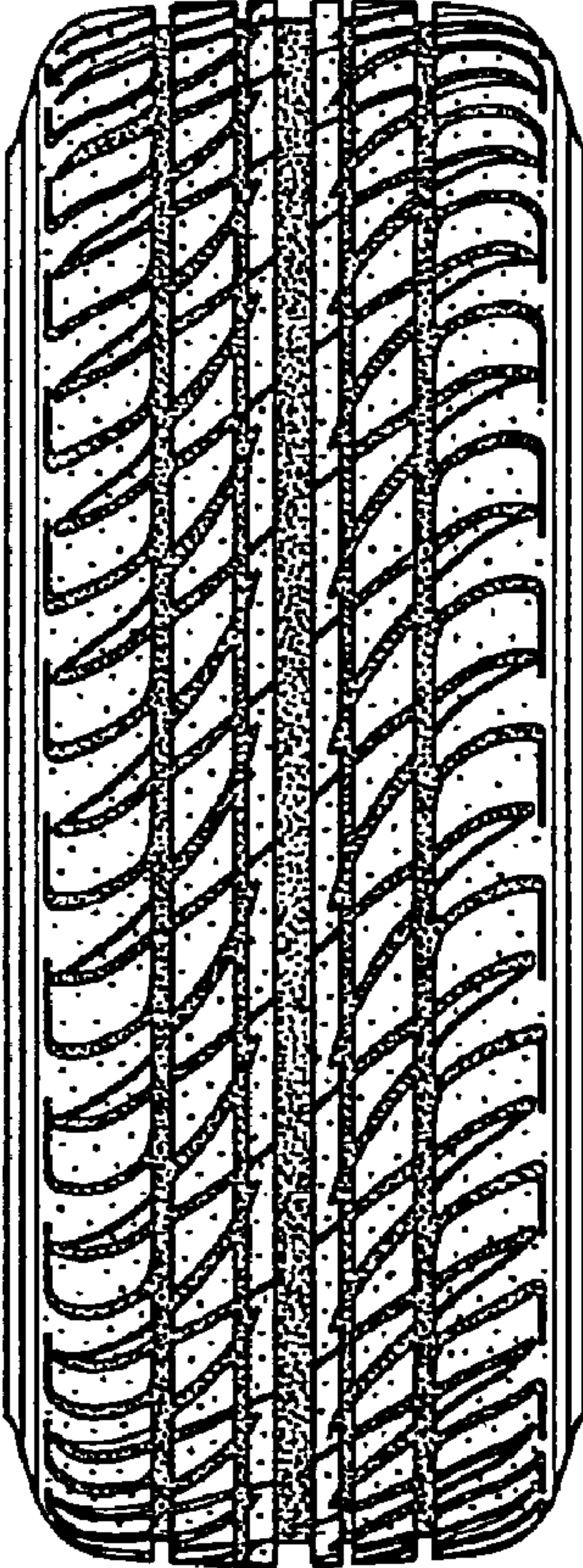


FIG. 4

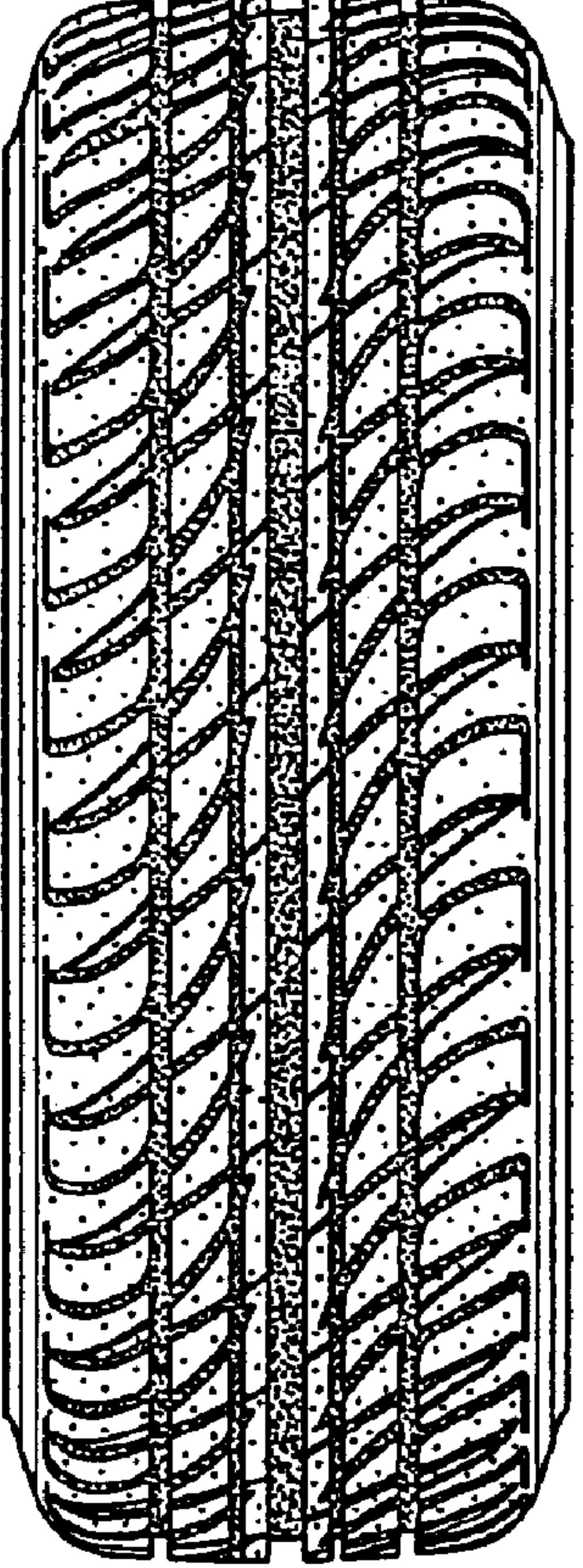


FIG. 5




FIG. 6




FIG. 7

