

US00D509783S

(12) **United States Design Patent**
Fitzgerald

(10) **Patent No.:** **US D509,783 S**

(45) **Date of Patent:** **** Sep. 20, 2005**

(54) **MOTOR VEHICLE WHEEL FRONT FACE**

(75) **Inventor:** **Kevin Fitzgerald**, Long Beach, CA
(US)

(73) **Assignee:** **KMC Products, Inc.**, Rancho
Dominguez, CA (US)

(**) **Term:** **14 Years**

(21) **Appl. No.:** **29/220,227**

(22) **Filed:** **Dec. 28, 2004**

(51) **LOC (8) Cl.** **12-16**

(52) **U.S. Cl.** **D12/211**

(58) **Field of Search** D12/204-213;
301/37.101, 64.101, 65

(56) **References Cited**

U.S. PATENT DOCUMENTS

D336,886 S	*	6/1993	Mikawa	D12/211
D350,523 S	*	9/1994	Mobius	D12/209
D439,212 S	*	3/2001	Neeper	D12/211
D442,533 S	*	5/2001	Hodges	D12/209

D455,385 S	*	4/2002	Chung	D12/209
D461,439 S	*	8/2002	Hodges	D12/209
D466,852 S	*	12/2002	Pfeiffer et al.	D12/211
D469,051 S	*	1/2003	Brintouch	D12/209
D473,837 S	*	4/2003	Vian	D12/211
D492,236 S	*	6/2004	Brown et al.	D12/211

* cited by examiner

Primary Examiner—Stacia Cadmus

(74) *Attorney, Agent, or Firm*—Dykema Gossett PLLC

(57) **CLAIM**


The ornamental design for a motor vehicle wheel front face, as shown and described.

DESCRIPTION

FIG. 1 is a front perspective view of a motor vehicle wheel front face showing my new design; and, FIG. 2 is a front elevational view of the wheel shown in FIG. 1.

The phantom line showing of environment is for illustrative purposes only and forms no part of the claimed design.

1 Claim, 2 Drawing Sheets



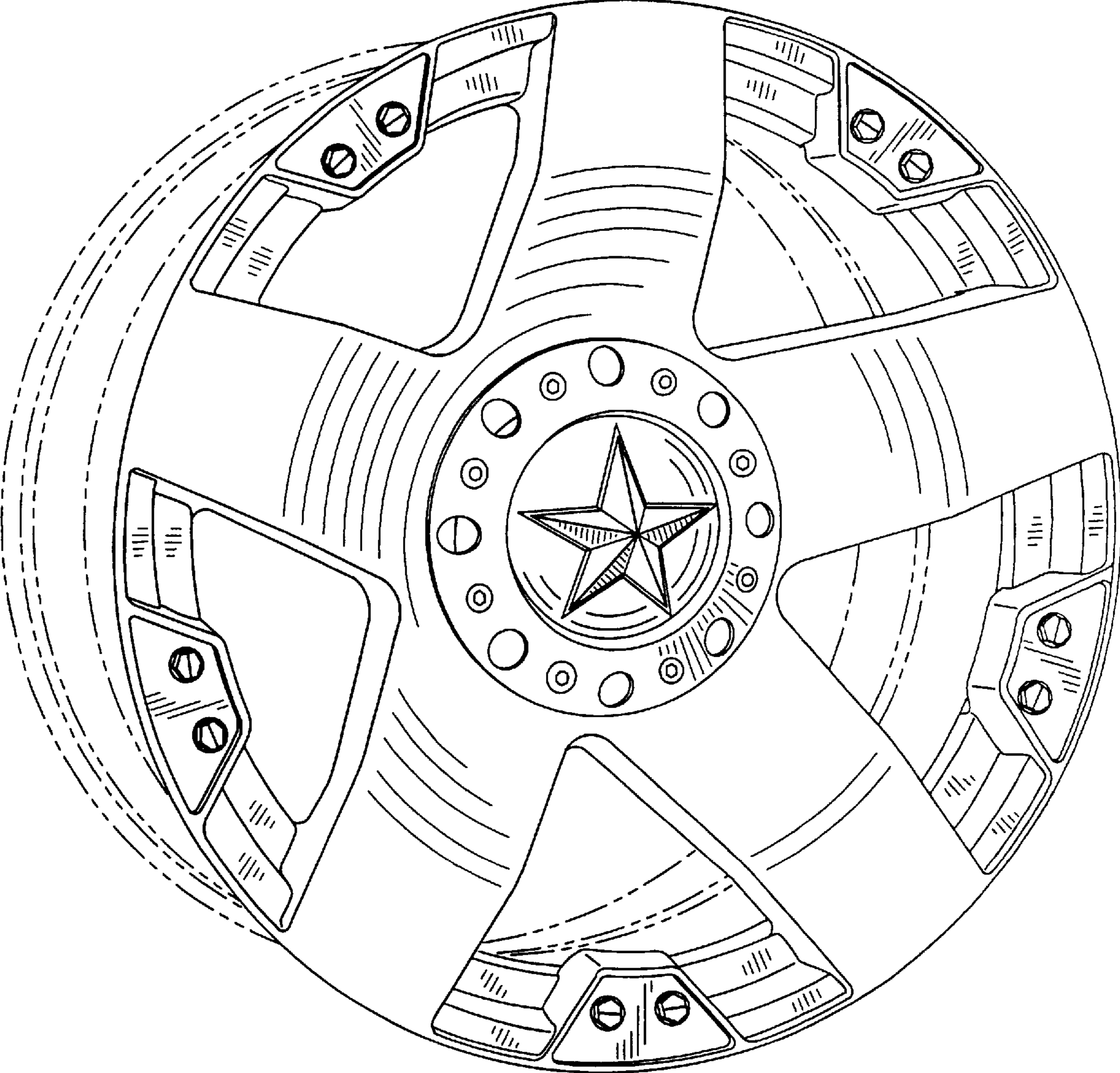


FIG. 1




FIG. 2