

US00D509771S

(12) **United States Design Patent** (10) **Patent No.:** **US D509,771 S**  
**Elmitt** (45) **Date of Patent:** **\*\* Sep. 20, 2005**

(54) **SURFACE CONFIGURATION OF A  
VEHICLE, TOY AND/OR OTHER REPLICAS**

(75) Inventor: **Karl John Elmitt**, Eching (DE)

(73) Assignee: **Bayerische Motoren Werke  
Aktiengesellschaft**, Munich (DE)

(\*\*) Term: **14 Years**

(21) Appl. No.: **29/211,980**

(22) Filed: **Aug. 25, 2004**

(30) **Foreign Application Priority Data**

Feb. 26, 2004 (DE) ..... 404 01 347

(51) **LOC (8) Cl.** ..... **12-08**

(52) **U.S. Cl.** ..... **D12/92**

(58) **Field of Search** ..... D12/90-92, 86;  
D21/424, 433; 296/185

(56) **References Cited**

**U.S. PATENT DOCUMENTS**

D458,561 S	*	6/2002	van Hooydonk	.....	D12/92
D468,238 S	*	1/2003	Bhambra et al.	.....	D12/92
D476,923 S		7/2003	Boyer	.....	D12/91
D480,021 S	*	9/2003	Warming	.....	D12/92
D483,298 S	*	12/2003	van Hooydonk	.....	D12/92
D488,101 S	*	4/2004	Wakao et al.	.....	D12/92
D496,306 S	*	9/2004	Chapman	.....	D12/92
D500,709 S	*	1/2005	van Hooydonk	.....	D12/92

\* cited by examiner

*Primary Examiner*—Melody N. Brown

(74) *Attorney, Agent, or Firm*—Crowell & Moring LLP

(57) **CLAIM**

The ornamental design for a surface configuration of a vehicle, toy and/or other replicas, as shown and described.

**DESCRIPTION**

FIG. 1 is a left, front perspective view of a surface configuration of a vehicle, toy and/or other replicas according to my novel design, the right, front perspective view being mirror symmetrical;

FIG. 2 is a left, rear perspective view of the surface configuration of a vehicle, toy and/or other replicas according to my novel design, the right, rear perspective view being mirror symmetrical;

FIG. 3 is a left side view of the surface configuration of a vehicle, toy and/or other replicas according to my novel design;

FIG. 4 is a right side view of the surface configuration of a vehicle, toy and/or other replicas according to my novel design;


FIG. 5 is a front view of the surface configuration of a vehicle, toy and/or other replicas according to my novel design;

FIG. 6 is a rear view of the surface configuration of a vehicle, toy and/or other replicas according to my novel design; and,

FIG. 7 is a top view of the surface configuration of a vehicle, toy and/or other replicas according to my novel design.

The broken lines are for illustrative purposes only and form no part of the claimed design. Also enclosed is a set of photographs of an embodiment of the design.

**1 Claim, 6 Drawing Sheets**






FIG. 1

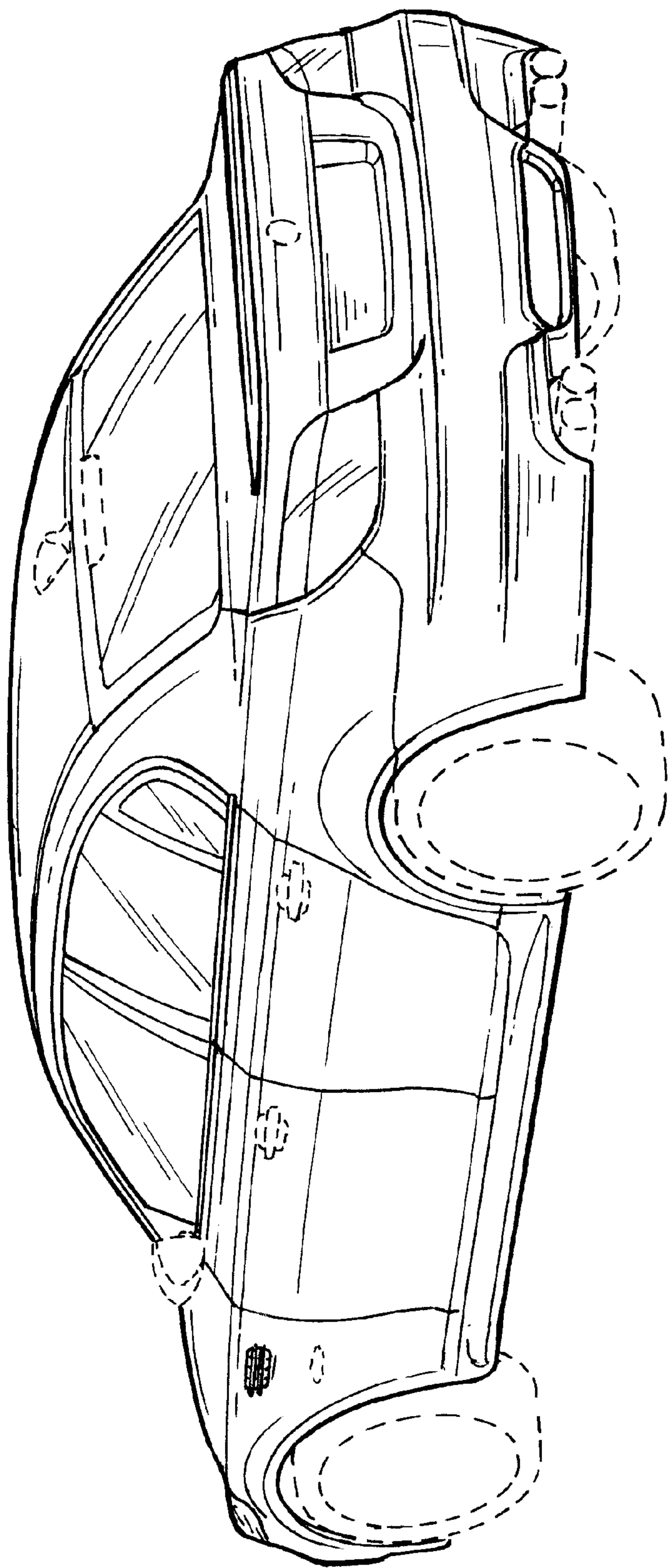


FIG. 2

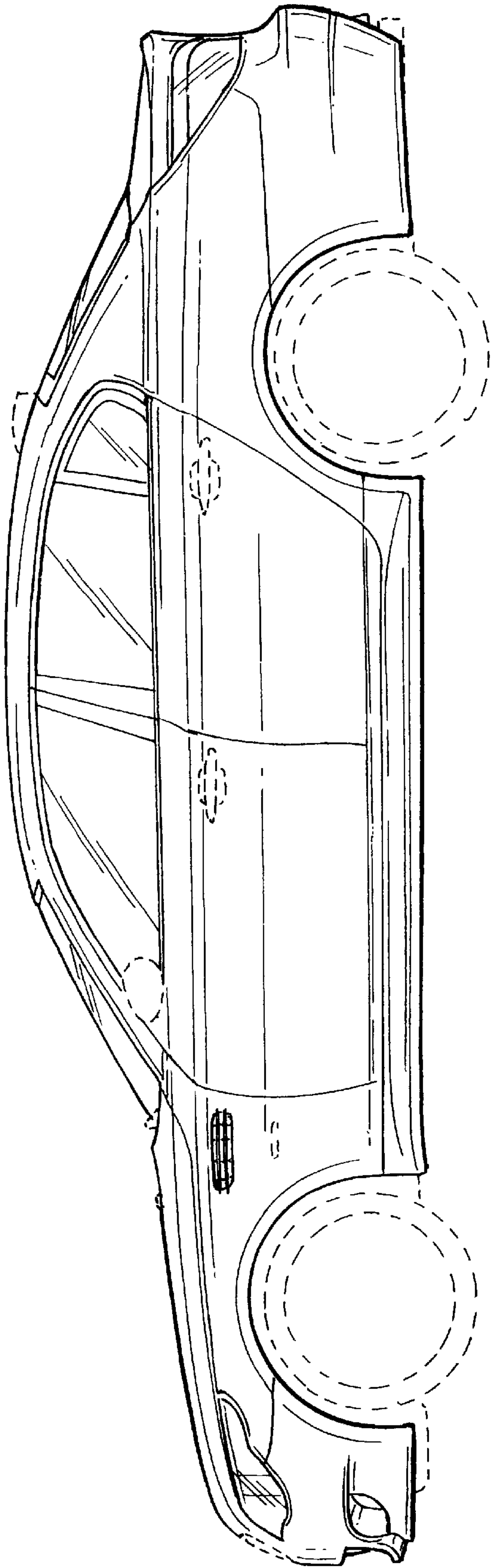


FIG. 3



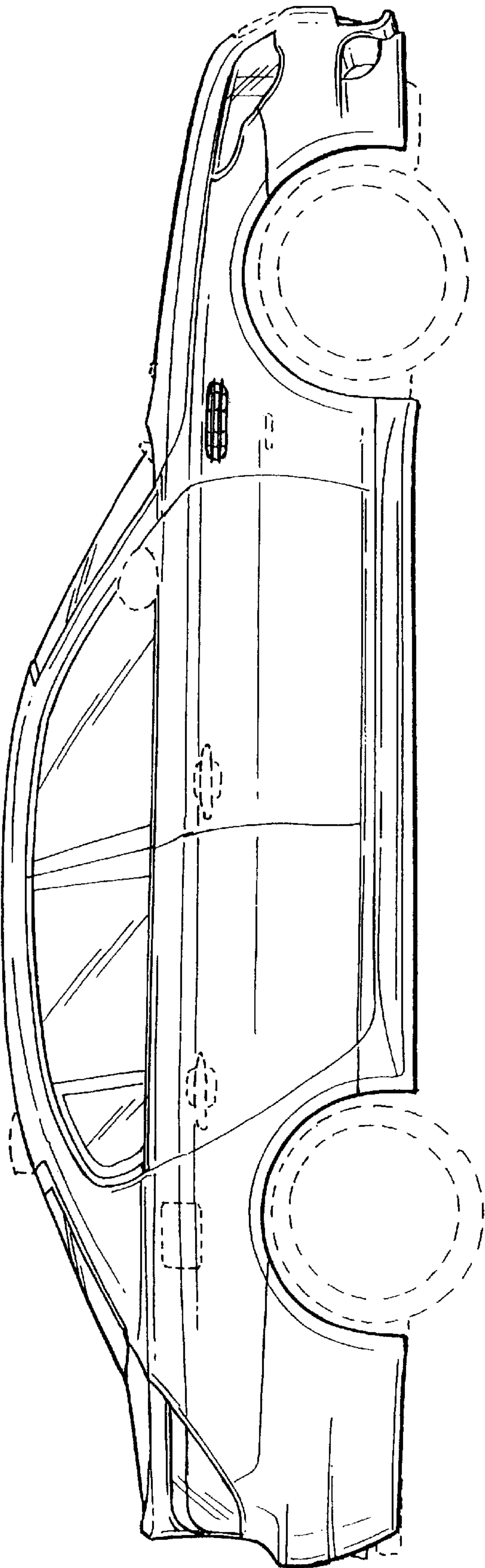


FIG. 4




FIG. 5




FIG. 6

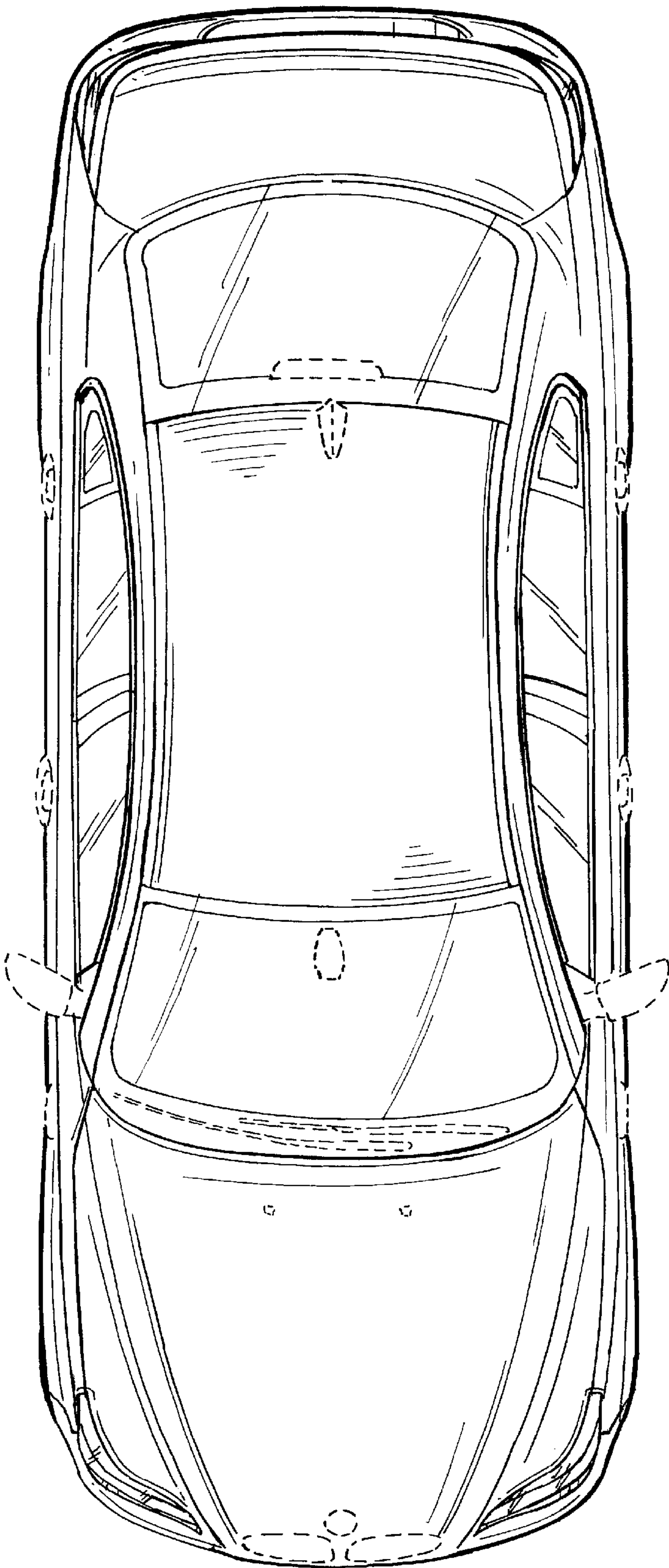


FIG. 7