

US00D509765S

(12) **United States Design Patent**
Lishen

(10) **Patent No.:** **US D509,765 S**
(45) **Date of Patent:** **** Sep. 20, 2005**

(54) **HAND STITCHED DOUBLE THREADED
RAISED SEAM LEATHER JEWELRY**

(76) **Inventor:** **Terry Lishen**, 100 Lexington Pl., Royal
Palm Beach, FL (US) 33411

(**) **Term:** **14 Years**

(21) **Appl. No.:** **29/205,845**

(22) **Filed:** **May 22, 2004**

(51) **LOC (8) Cl.** **11-01**

(52) **U.S. Cl.** **D11/3; D11/6**

(58) **Field of Search** D11/1-29, 37-39,
D11/93-94; 63/1, 3, 3.1, 3.2, 4, 15, 15.1,
15.2, 15.3; 2/910, 917-920; 24/306, 906,
908, 910; D10/32; 59/78, 80-83; D30/152

(56) **References Cited**

U.S. PATENT DOCUMENTS

44,899	A	11/1864	Towne	
D70,628	S	* 7/1926	Schaeffer D11/3
1,668,359	A	5/1928	Doty	
2,508,147	A	5/1950	Dutch	
4,133,296	A	1/1979	Smith	
4,238,935	A	12/1980	Oudet et al.	
D300,125	S	3/1989	Matwijcow	
4,825,475	A	* 5/1989	Smart 2/920
D324,437	S	* 3/1992	Davis D30/152
D335,196	S	4/1993	Lamb et al.	
D405,380	S	* 2/1999	Maurizio D11/3
D420,931	S	2/2000	Philipson et al.	
6,081,925	A	* 7/2000	Reiber 2/920

D454,808	S	3/2002	Hill
D462,632	S	9/2002	Iovacchini
D475,194	S	6/2003	Sikaras
D482,633	S	11/2003	Highfill
D487,708	S	3/2004	Strie

* cited by examiner

Primary Examiner—Cathy Anne MacCormac

Assistant Examiner—Melanie Levy

(74) *Attorney, Agent, or Firm*—McHale & Slavin, P.A.

(57) **CLAIM**

The ornamental design design for hand stitched double threaded raised seam leather jewelry, as shown and described.

DESCRIPTION

FIG. 1 is a perspective view of a hand stitched double threaded raised seam leather jewelry showing my new design;

FIG. 2 is a top plan view thereof;

FIG. 3 is a bottom view thereof;

FIG. 4 is a right side elevational view thereof;

FIG. 5 is a left side elevational view thereof;

FIG. 6 is an end elevational view thereof;

FIG. 7 is an opposite end elevational view thereof;

FIG. 8 is a perspective view thereof; and,

FIG. 9 is another perspective view thereof shown in an alternative environment.

The broken lines in FIGS. 8 and 9 are for illustrative purposes only and form no part of the claimed design.

1 Claim, 5 Drawing Sheets






FIG. 1

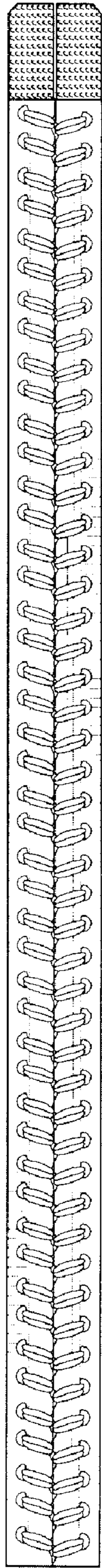


FIG. 2

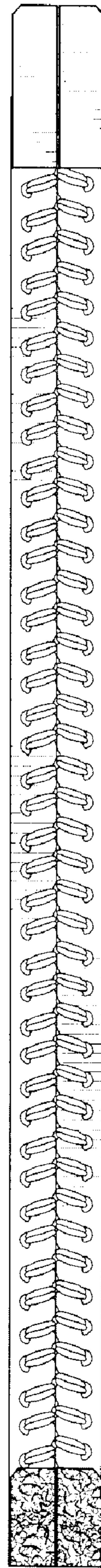


FIG. 3

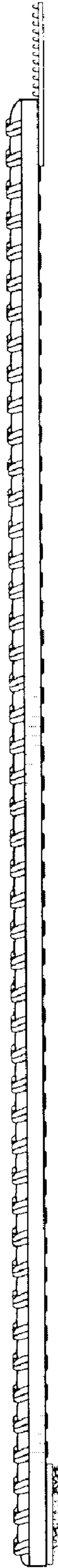


FIG. 4

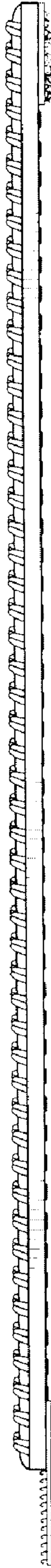


FIG. 5



FIG. 6



FIG. 7

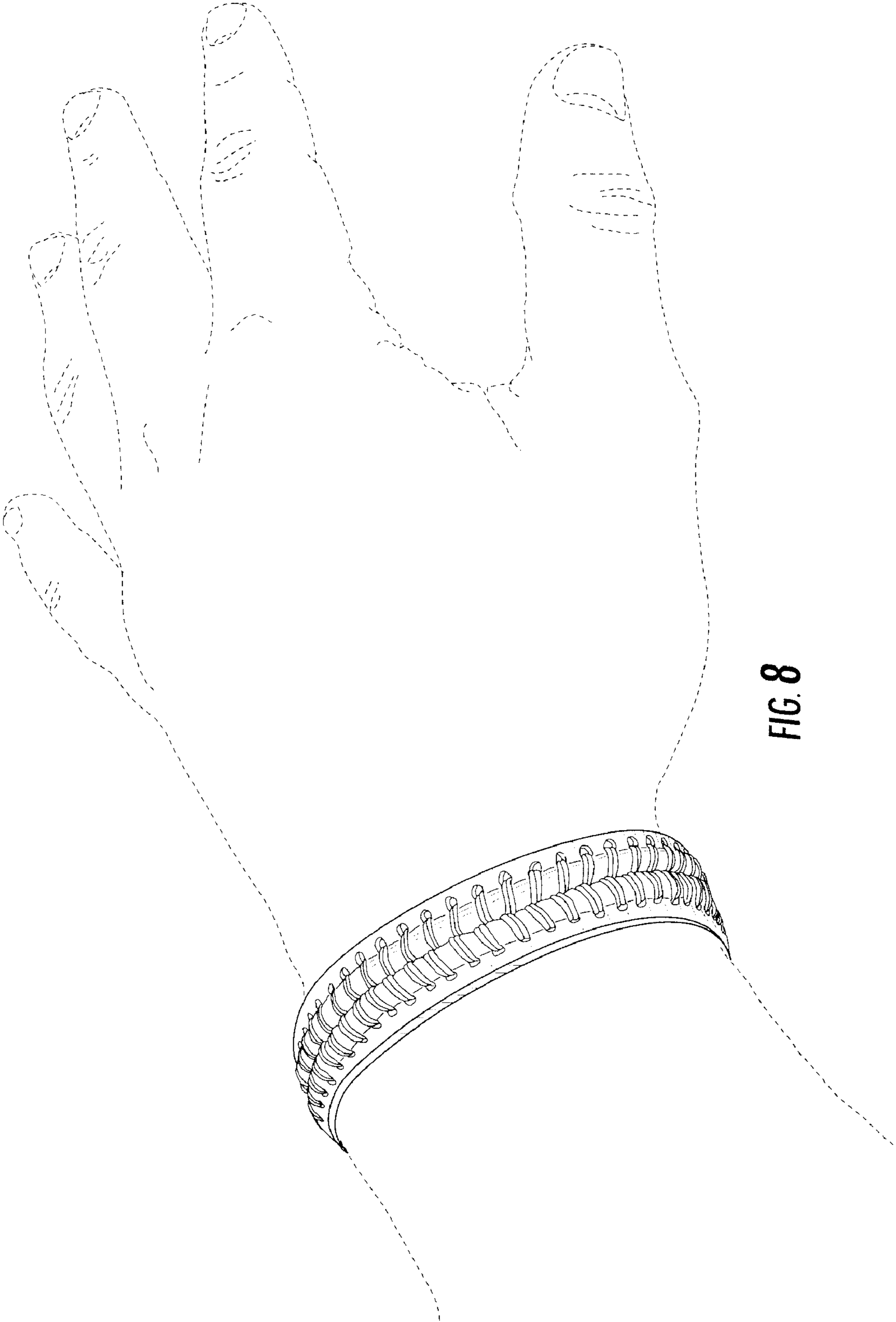


FIG. 8



FIG. 9