

US00D509756S

(12) **United States Design Patent**  
**Ikeuchi**

(10) **Patent No.:** **US D509,756 S**

(45) **Date of Patent:** **\*\* Sep. 20, 2005**

(54) **WRIST WATCH CASE WITH BAND**

(75) **Inventor:** **Junko Ikeuchi**, Higashikurume (JP)

(73) **Assignee:** **Citizen Tokei Kabushiki Kaisha** (JP)

(\*\*) **Term:** **14 Years**

(21) **Appl. No.:** **29/219,287**

(22) **Filed:** **Dec. 16, 2004**

(51) **LOC (8) Cl.** ..... **10-02**

(52) **U.S. Cl.** ..... **D10/32**

(58) **Field of Search** ..... D10/1-39, 122-132;  
368/276-277, 281-282, 285, 293-295;  
D11/3-25, 44, 48, 54, 60, 79-81; 63/1.1,  
3, 5, 11; 224/164, 168, 178

(56) **References Cited**

**U.S. PATENT DOCUMENTS**

D40,831 S	*	8/1910	Green	.....	D11/81
D82,115 S	*	9/1930	Smith	.....	D8/334
D110,637 S	*	7/1938	Davenport	.....	D10/32
2,194,379 A	*	3/1940	Bicks	.....	63/1.14

D124,979 S	*	2/1941	Prudden	.....	D11/48
D154,531 S	*	7/1949	Kaskey	.....	D11/2
D174,284 S	*	3/1955	Katz	.....	D11/81
D251,115 S	*	2/1979	Rothenberg	.....	D11/81
D302,957 S	*	8/1989	Saxon	.....	D11/80

\* cited by examiner

*Primary Examiner*—Nelson C. Holtje

(74) *Attorney, Agent, or Firm*—Banner & Witcoff, Ltd.

(57) **CLAIM**

The ornamental design for a wrist watch case with band, as shown and described.

**DESCRIPTION**

FIG. 1 is a perspective view,  
FIG. 2 is a front elevational view thereof,  
FIG. 3 is a rear elevational view thereof,  
FIG. 4 is a left side elevation view thereof,  
FIG. 5 is a right side elevation view thereof,  
FIG. 6 is a top plan view thereof; and,  
FIG. 7 is a bottom plan view thereof.

**1 Claim, 3 Drawing Sheets**

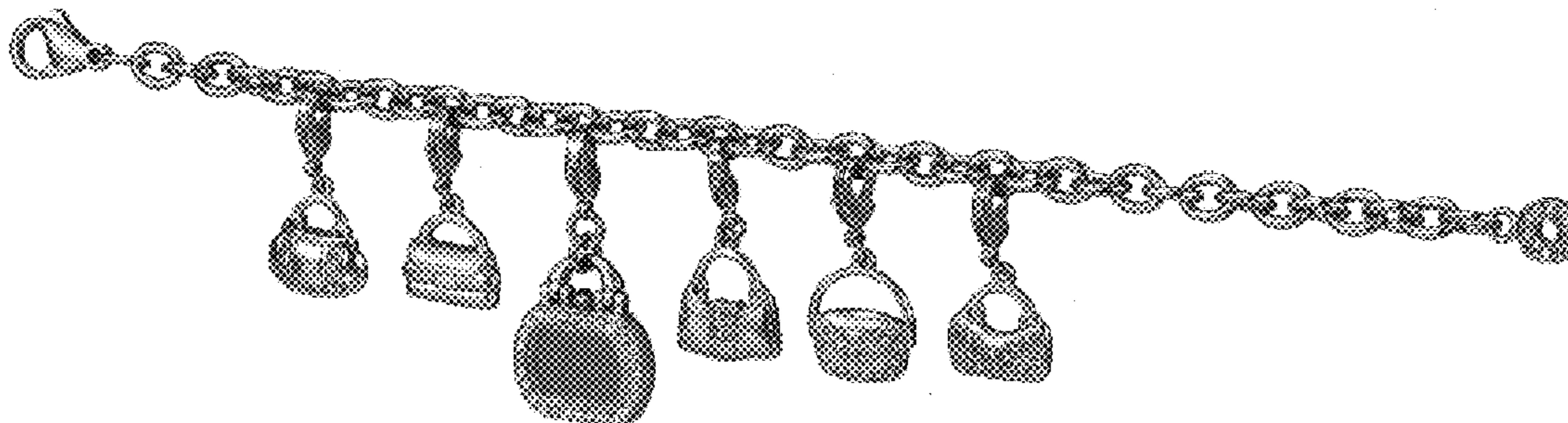


FIG. 1

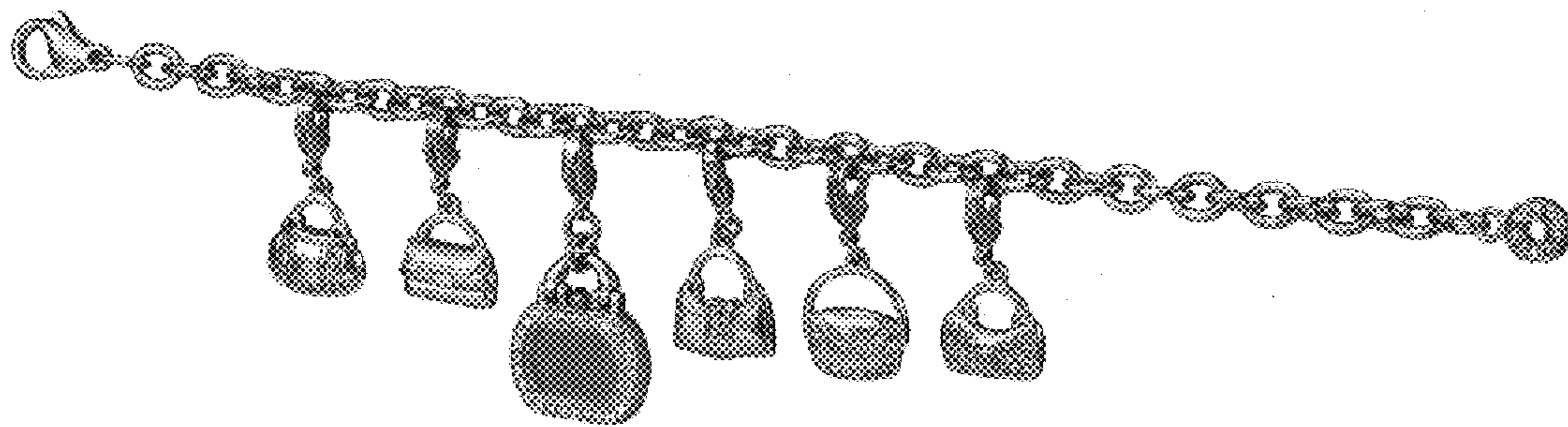


FIG. 2




FIG. 3




FIG. 4



FIG. 5



FIG. 6



FIG. 7

