

US00D509755S

(12) **United States Design Patent**
Roden

(10) **Patent No.: US D509,755 S**

(45) **Date of Patent: ** Sep. 20, 2005**

(54) **WRISTWATCH**

(75) **Inventor: Gérald Roden, Geneva (CH)**

(73) **Assignee: Daniel Roth et Gerald Genta Haute Horlogerie SA, Meyrin (CH)**

(**) **Term: 14 Years**

(21) **Appl. No.: 29/214,913**

(22) **Filed: Oct. 13, 2004**

(30) **Foreign Application Priority Data**

Apr. 13, 2004 (WO) DMA/065 306

(51) **LOC (8) Cl. 10-02**

(52) **U.S. Cl. D10/32**

(58) **Field of Search** D10/1-39, 122-132;
368/276-277, 281-282, 285, 293-295;
D11/3-25; 63/1.1, 3, 5, 11; 224/164, 168,
178

(56) **References Cited**

U.S. PATENT DOCUMENTS

- D316,983 S * 5/1991 Houlihan D10/39
- 5,235,562 A * 8/1993 Vaucher 368/28
- D398,545 S * 9/1998 Wallace D10/39
- 5,943,299 A * 8/1999 Genta 368/28

- D434,987 S * 12/2000 Versace D10/30
- D438,473 S * 3/2001 Dumas D10/39
- D473,473 S * 4/2003 Wunderman D10/32
- D493,731 S * 8/2004 Roden D10/32

OTHER PUBLICATIONS

Swiss Watch & Jewlry Journal—May 1983—p. 555—
Watches at bottom.*

* cited by examiner

Primary Examiner—Nelson C. Holtje

(74) *Attorney, Agent, or Firm*—Sughrue Mion, PLLC

(57) **CLAIM**

The ornamental design for a wristwatch, as shown.

DESCRIPTION

FIG. 1 is a perspective view of the front and right side of a wristwatch showing my new design;

FIG. 2 is a perspective view of the rear and right side thereof;

FIG. 3 is a front elevational view thereof;

FIG. 4 is a rear elevational view thereof;

FIG. 5 is a right side elevational view thereof;

FIG. 6 is a left side elevational view thereof;

FIG. 7 is a top plan view thereof; and,

FIG. 8 is a bottom plan view thereof.

1 Claim, 2 Drawing Sheets



FIG. 1



FIG. 2



FIG. 3



FIG. 4




FIG. 5




FIG. 7




FIG. 6




FIG. 8

