

US00D509751S

(12) **United States Design Patent**
Risgalla

(10) **Patent No.:** **US D509,751 S**

(45) **Date of Patent:** **** Sep. 20, 2005**

(54) **PACKAGINGS**

(75) Inventor: **Eric Risgalla**, Geneva (CH)

(73) Assignee: **Pakerman S.A.**, Geneva (CH)

(**) Term: **14 Years**

(21) Appl. No.: **29/219,398**

(22) Filed: **Dec. 16, 2004**

5,111,932 A	*	5/1992	Campbell	206/216
5,228,782 A		7/1993	Imer		
5,333,758 A		8/1994	Jamison et al.		
D350,690 S	*	9/1994	Herro	D9/697
5,373,966 A		12/1994	O'Reilly et al.		
5,411,178 A		5/1995	Roders et al.		
5,829,637 A	*	11/1998	Takemura et al.	222/81
D418,343 S	*	1/2000	Azar	D6/542
6,174,083 B1		1/2001	Delefortrie et al.		
D488,375 S	*	4/2004	Risgalla	D9/700

Related U.S. Application Data

(62) Division of application No. 29/189,884, filed on Sep. 11, 2003.

(30) **Foreign Application Priority Data**

Mar. 11, 2003	(CH)	129556
May 21, 2003	(CH)	129692

(51) **LOC (8) Cl.** **09-01**

(52) **U.S. Cl.** **D9/707**; D9/700

(58) **Field of Search** D9/416, 697, 700,
D9/702, 703, 707, 708; D6/542; D24/115-117;
D28/5, 7; 222/81, 92, 96, 105, 107, 215,
527; 383/200, 201, 205, 107, 114, 104,
207, 209; 206/215, 216, 229, 469, 484,
499; 549/230; 53/425

(56) **References Cited**

U.S. PATENT DOCUMENTS

769,810 A		9/1904	Whitmore		
2,962,192 A	*	11/1960	Volckening	222/107
3,278,085 A		10/1966	Brown		
D210,272 S	*	2/1968	Arcudi	D9/416
3,514,919 A	*	6/1970	Ashton et al.	53/425
D287,932 S	*	1/1987	Seward et al.	D9/708
4,989,069 A		1/1991	Hawkins et al.		
D318,795 S	*	8/1991	Christine	549/230

FOREIGN PATENT DOCUMENTS

BE	876856	10/1979
EP	0531429	3/1993

* cited by examiner

Primary Examiner—Paula A. Greene

(74) *Attorney, Agent, or Firm*—Clifford W. Browning;
Woodard, Emhardt, Moriarty, McNett & Henry LLP

(57) **CLAIM**

The ornamental design for packagings, as shown and described.

DESCRIPTION

FIG. 1 is a front view of packagings, showing an alternative embodiment of my new design.

FIG. 2 is a left or right side view of FIG. 1.

FIG. 3 is a plan view of FIG. 1.

FIG. 4 is an underneath plan view of FIG. 1.

FIG. 5 is a perspective view of FIG. 1.

FIG. 6 is a front view of packagings, showing an alternative embodiment of my new design.



FIG. 7 is left or right side view of FIG. 6.

FIG. 8 is a plan view of FIG. 6.

FIG. 9 is an underneath plan view of FIG. 6; and,

FIG. 10 is a perspective view of FIG. 6.

1 Claim, 2 Drawing Sheets






Fig. 1

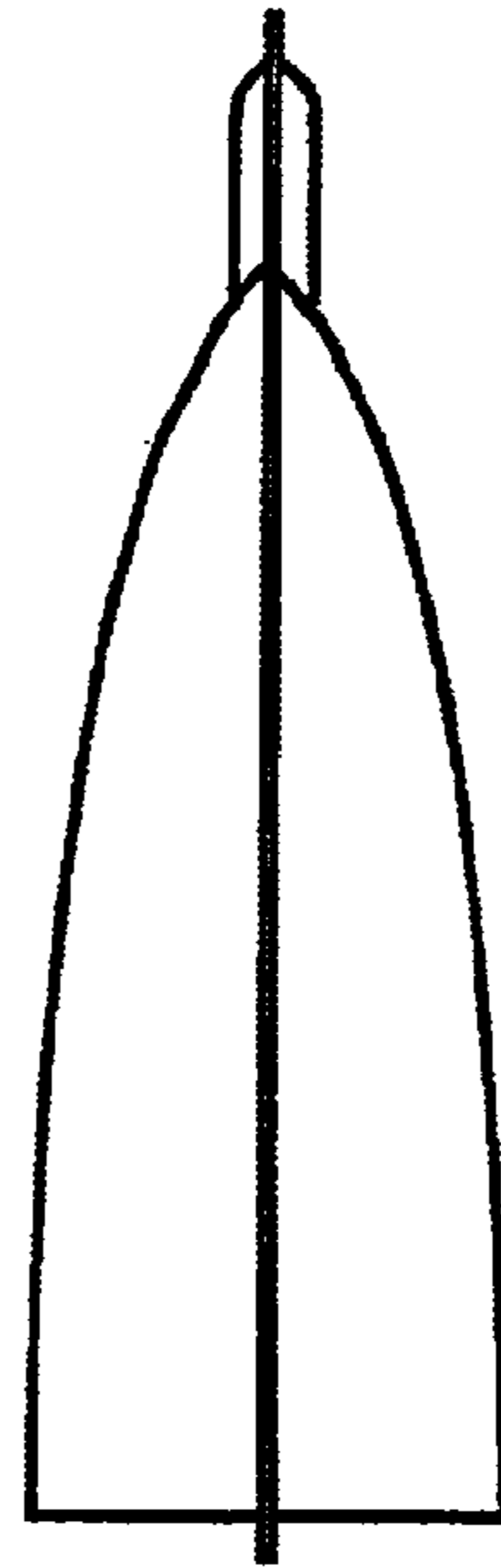


Fig. 2

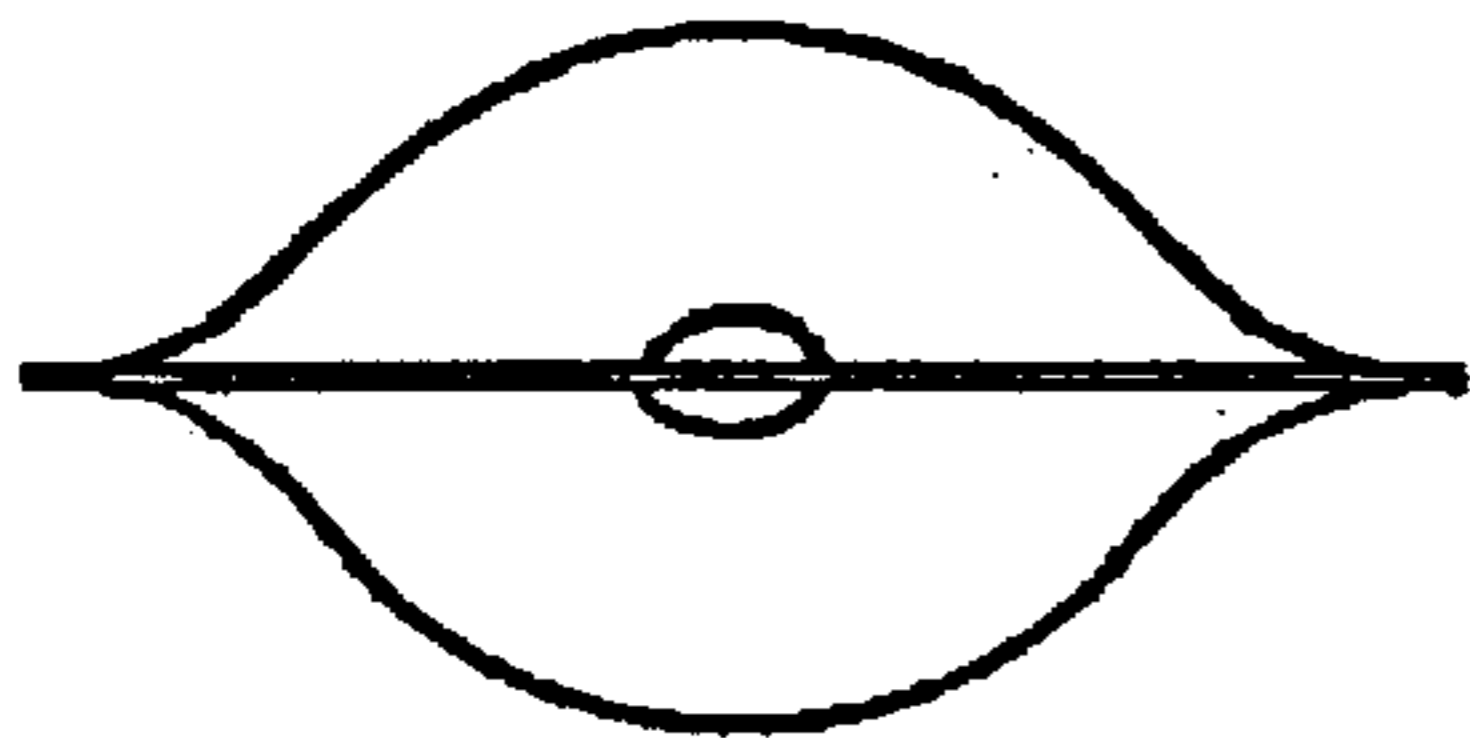


Fig. 3




Fig. 5

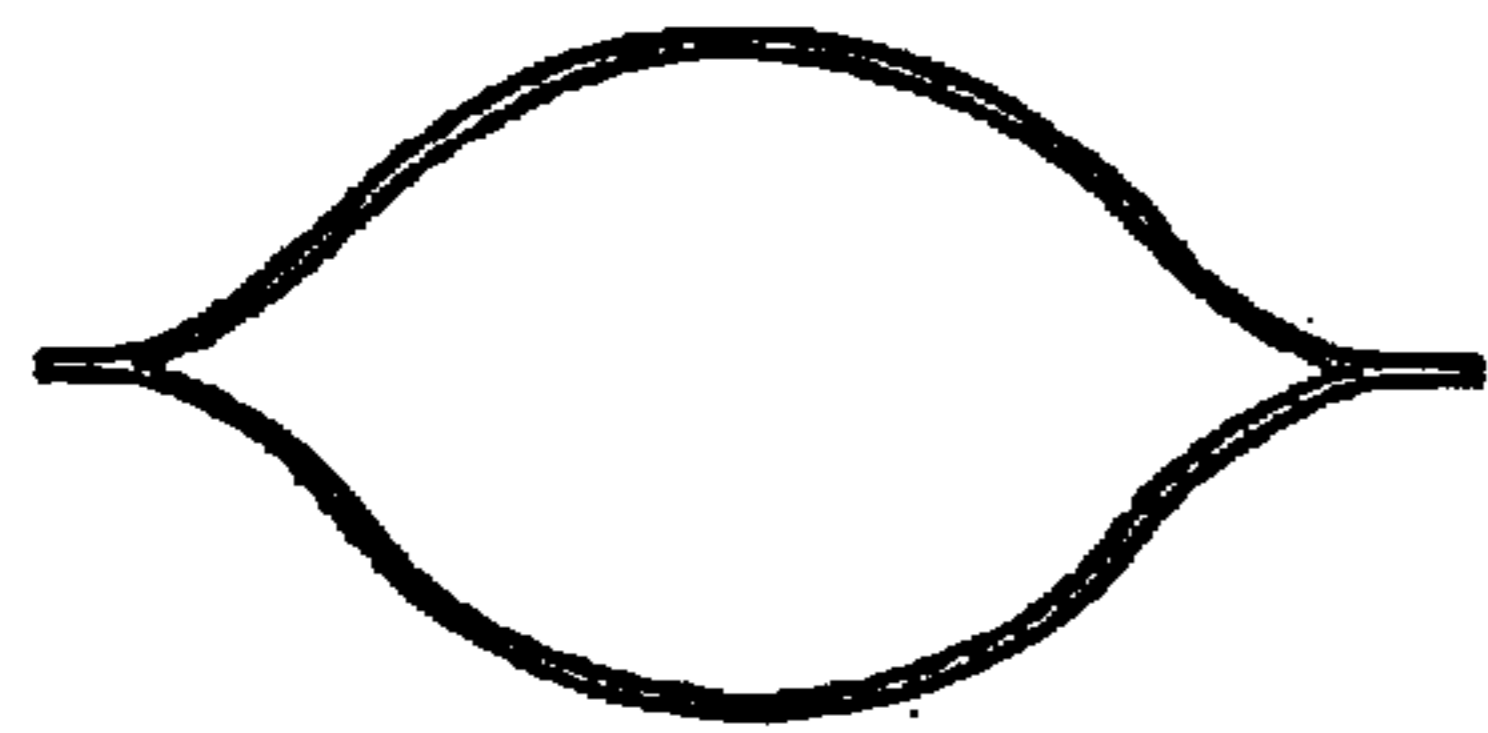


Fig. 4

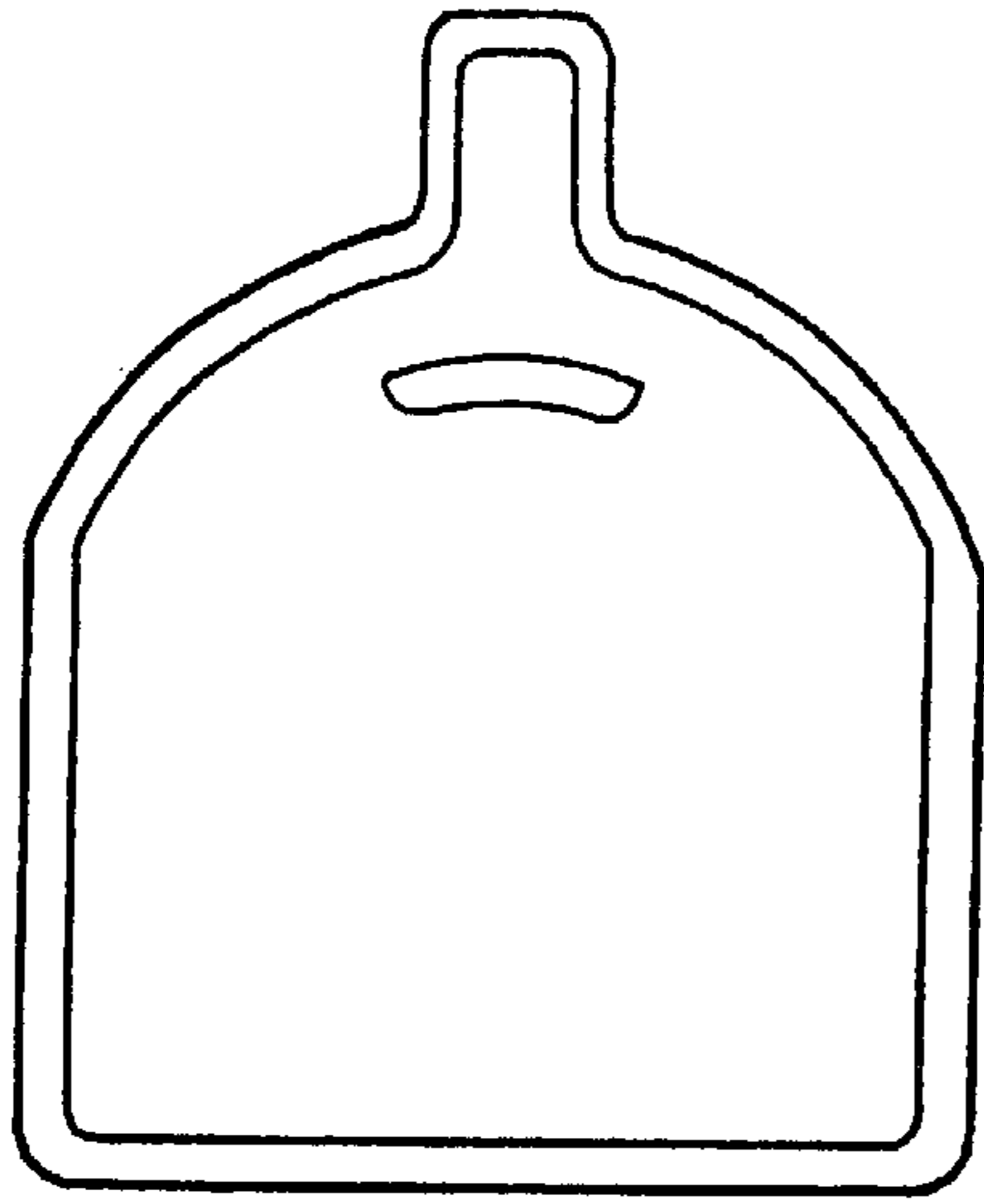


Fig. 6

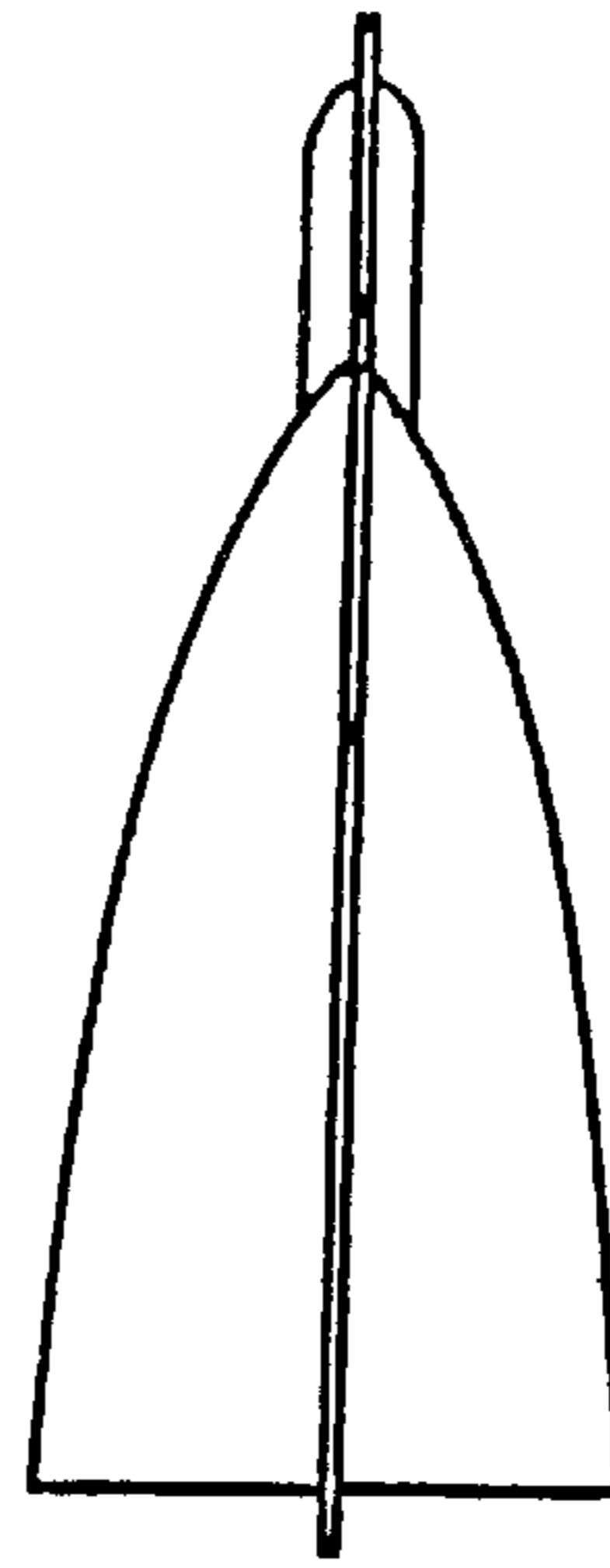


Fig. 7

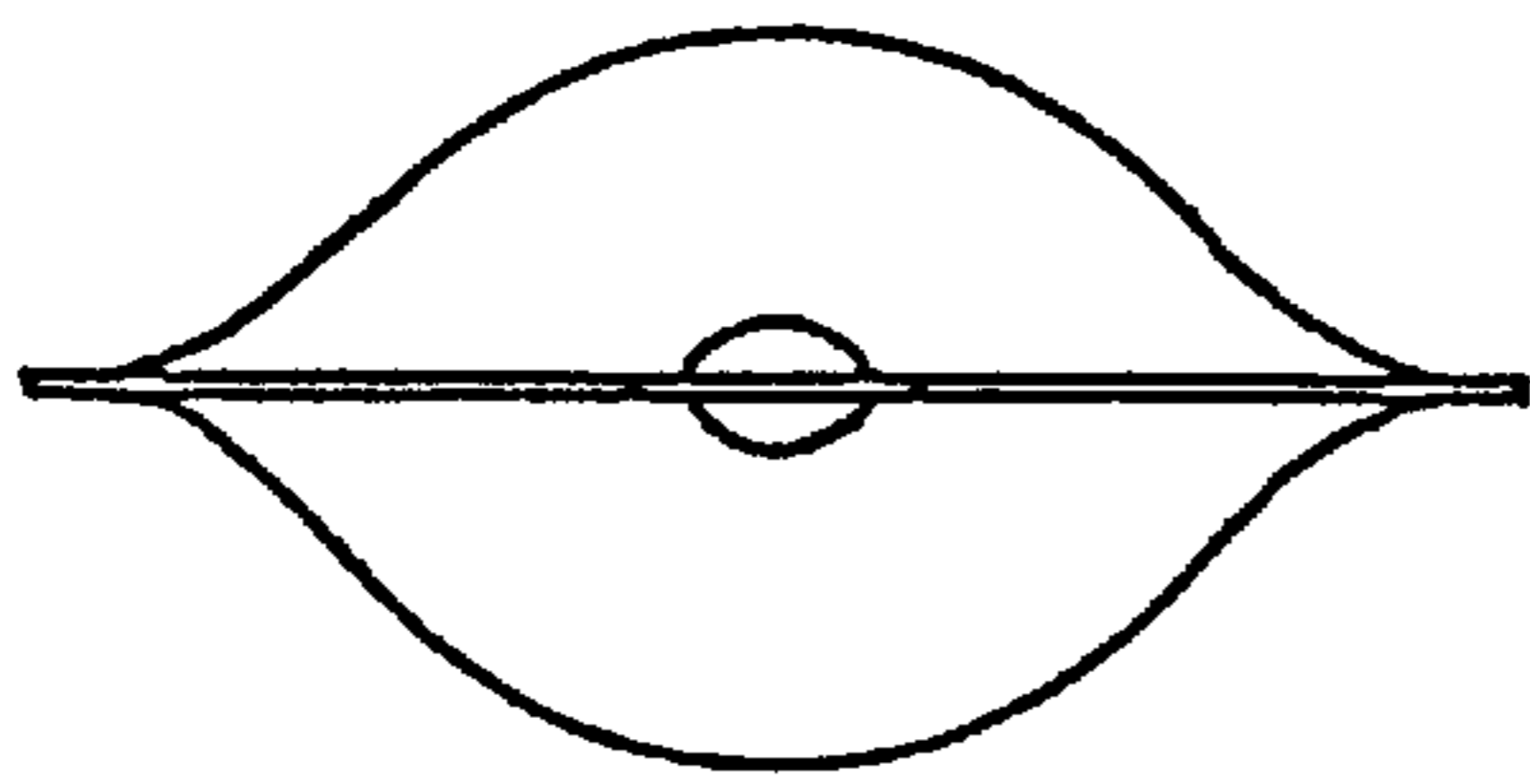


Fig. 8

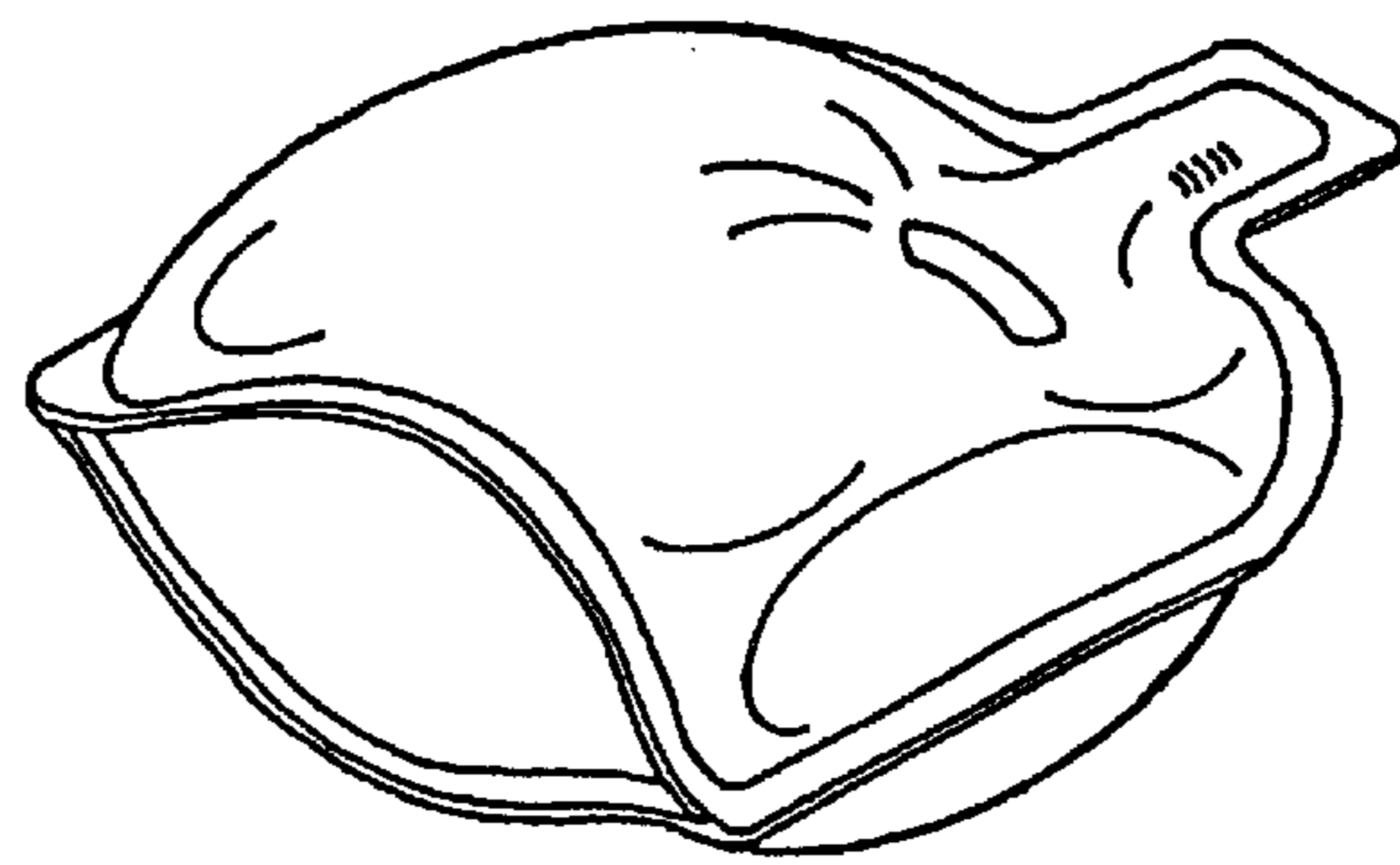


Fig. 10

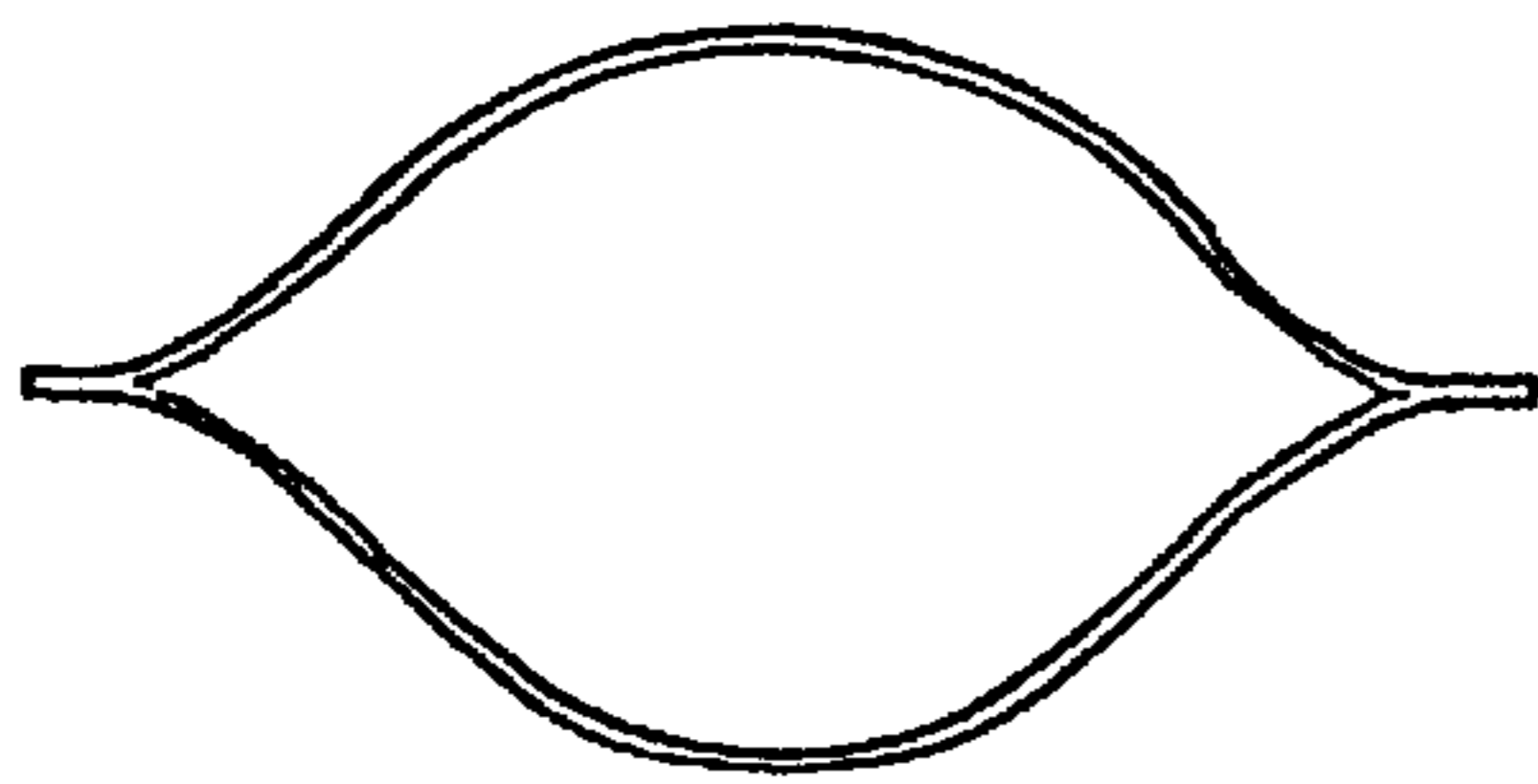


Fig. 9