

US00D509741S

(12) **United States Design Patent** (10) **Patent No.:** **US D509,741 S**  
**Collins et al.** (45) **Date of Patent:** **\*\* Sep. 20, 2005**

(54) **BOTTLE PORTION**

(75) Inventors: **Adrian Collins**, Ingatestone (GB);  
**Allison Miguel**, London (GB)

(73) Assignee: **Tropicana Products, Inc.**, Bradenton,  
FL (US)

(\*\*) Term: **14 Years**

(21) Appl. No.: **29/207,752**

(22) Filed: **Jun. 17, 2004**

**Related U.S. Application Data**

(63) Continuation of application No. 29/172,977, filed on Dec. 20, 2002, now abandoned.

(51) **LOC (8) Cl.** ..... **09-01**

(52) **U.S. Cl.** ..... **D9/516; D9/560; D9/565;**  
D9/574

(58) **Field of Search** ..... D9/516, 544, 547,  
D9/550-552, 554, 560, 563-565, 571, 574,  
555, 568; 215/382-384, 396, 398, 400

(56) **References Cited**

**U.S. PATENT DOCUMENTS**

- D95,609 S \* 5/1935 Plunkett ..... D9/571
- D120,663 S \* 5/1940 D'Addario ..... D9/552
- 3,366,284 A \* 1/1968 Marona et al. .... 222/211
- D217,230 S \* 4/1970 Kissig ..... D9/500
- D294,679 S 3/1988 Griesing et al.
- D326,813 S \* 6/1992 Gavala et al. .... D9/568
- D370,178 S \* 5/1996 Petre et al. .... D9/552 X
- D387,284 S 12/1997 Briggs et al.
- D432,018 S \* 10/2000 Steward ..... D9/554 X

- D432,020 S \* 10/2000 Steward et al. .... D9/554 X
- D432,430 S \* 10/2000 Steward et al. .... D9/560
- D445,340 S \* 7/2001 de Villiers et al. .... D9/554
- D447,061 S \* 8/2001 Peek ..... D9/549
- D449,533 S 10/2001 Helps et al.
- D455,966 S \* 4/2002 Patterson ..... D9/560
- D456,272 S \* 4/2002 Sadeghi et al. .... D9/560
- D462,013 S 8/2002 Iizuka et al.
- D482,625 S \* 11/2003 Crawford et al. .... D9/564

\* cited by examiner

*Primary Examiner*—Carol Rademaker

(74) *Attorney, Agent, or Firm*—Lars S. Johnson; James D. Ryndak

(57) **CLAIM**

The ornamental design for a bottle portion, as shown and described.

**DESCRIPTION**

FIG. 1 is a perspective view of a bottle portion showing the new design;

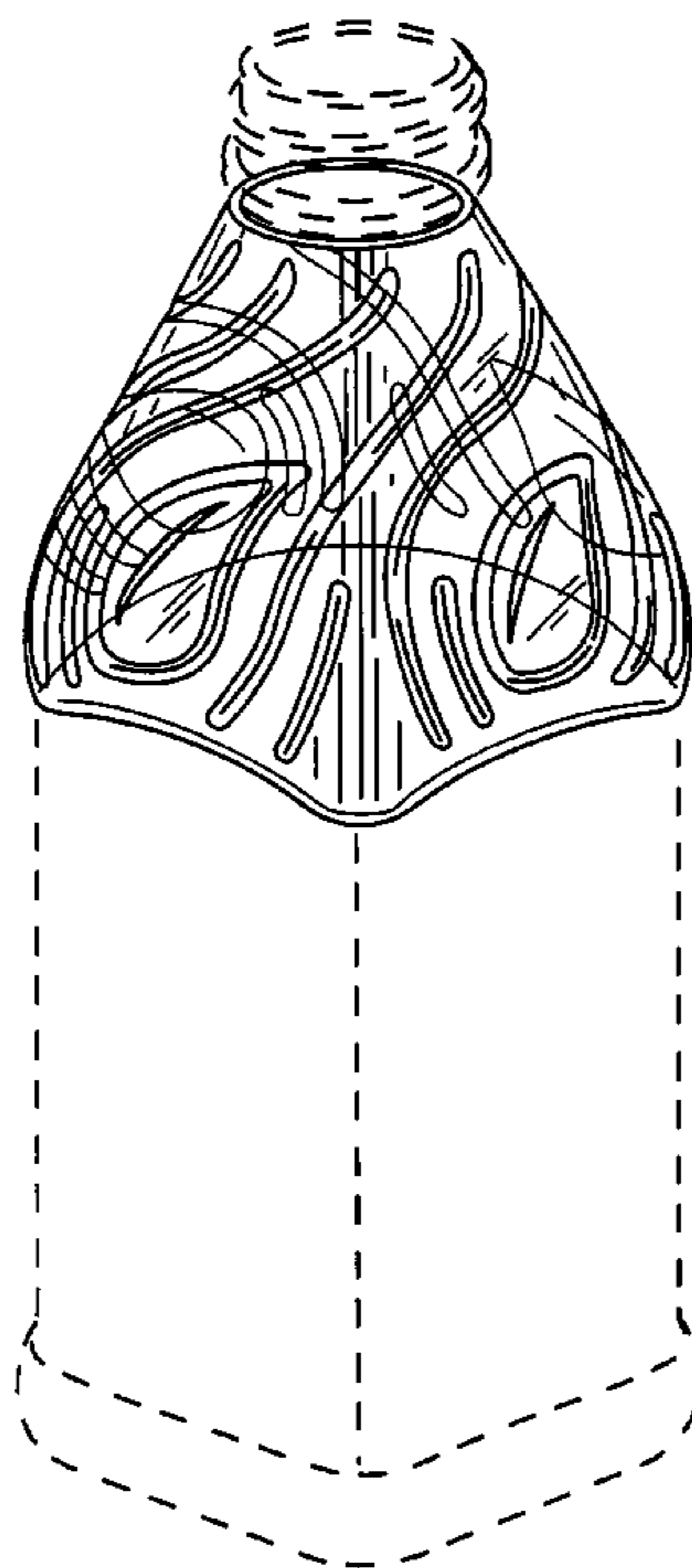
FIG. 2 is a front elevational view of the bottle portion depicted in FIG. 1, the opposite rear elevational view and both side elevational views being identical, except for the unclaimed threads;

FIG. 3 is a top view of the bottle portion depicted in FIG. 2; and,

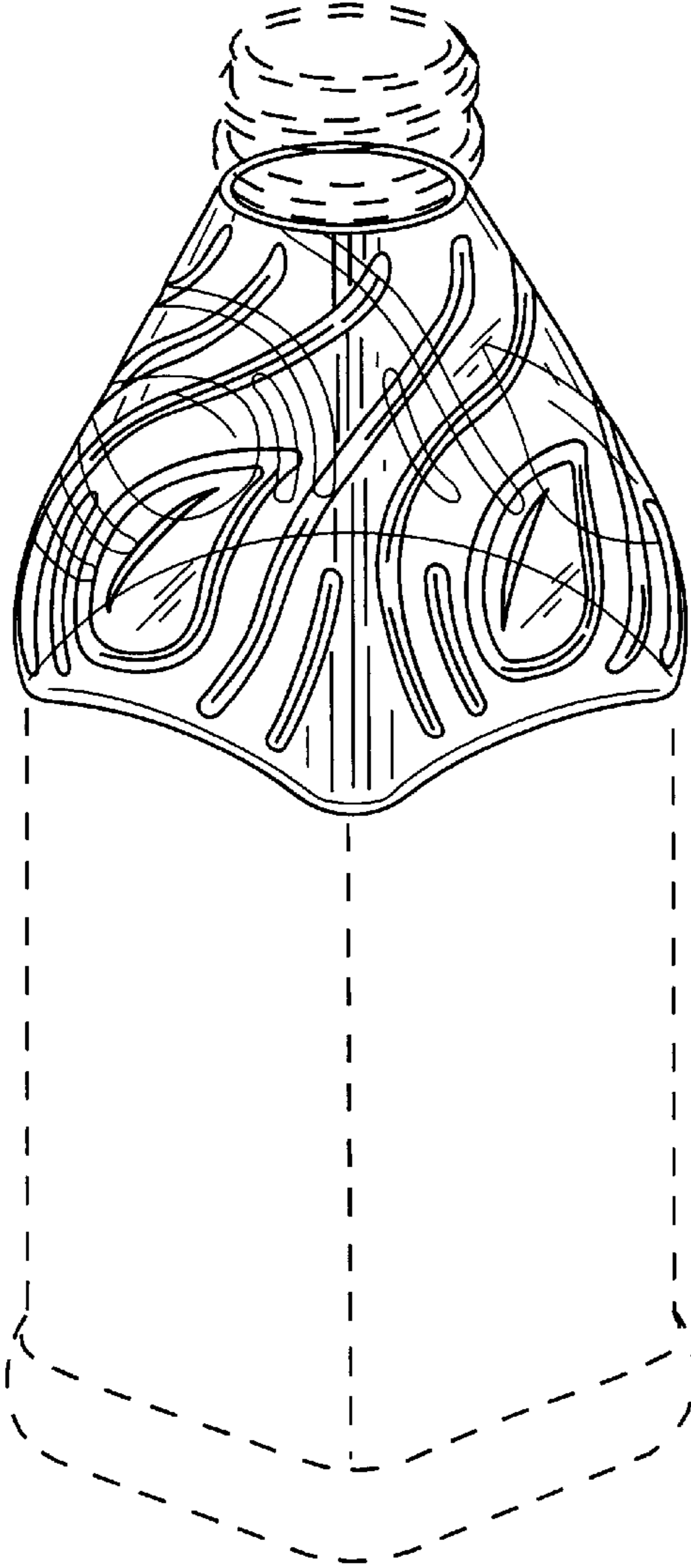
FIG. 4 is a bottom view of the bottle portion depicted in FIG. 2.

The broken line environmental showing is for illustrative purposes only and does not form a part of the claimed design.

**1 Claim, 2 Drawing Sheets**



**Fig. 1**



**Fig. 2**

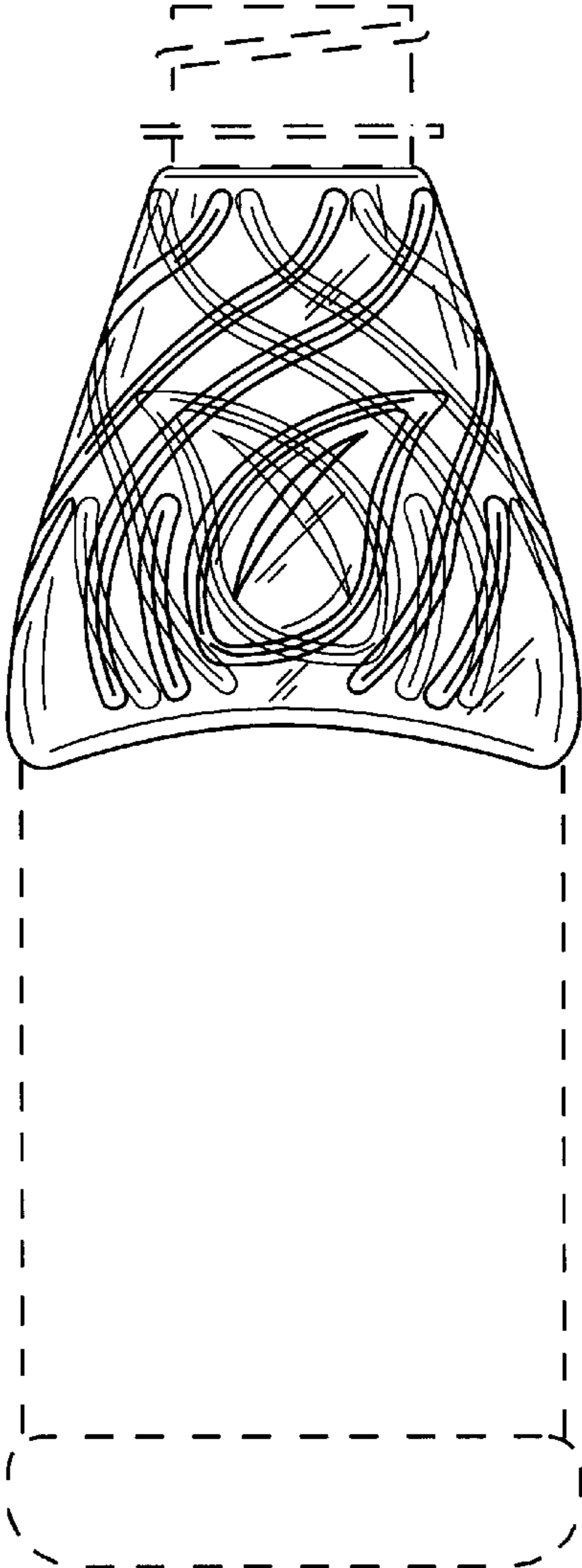




FIG. 3

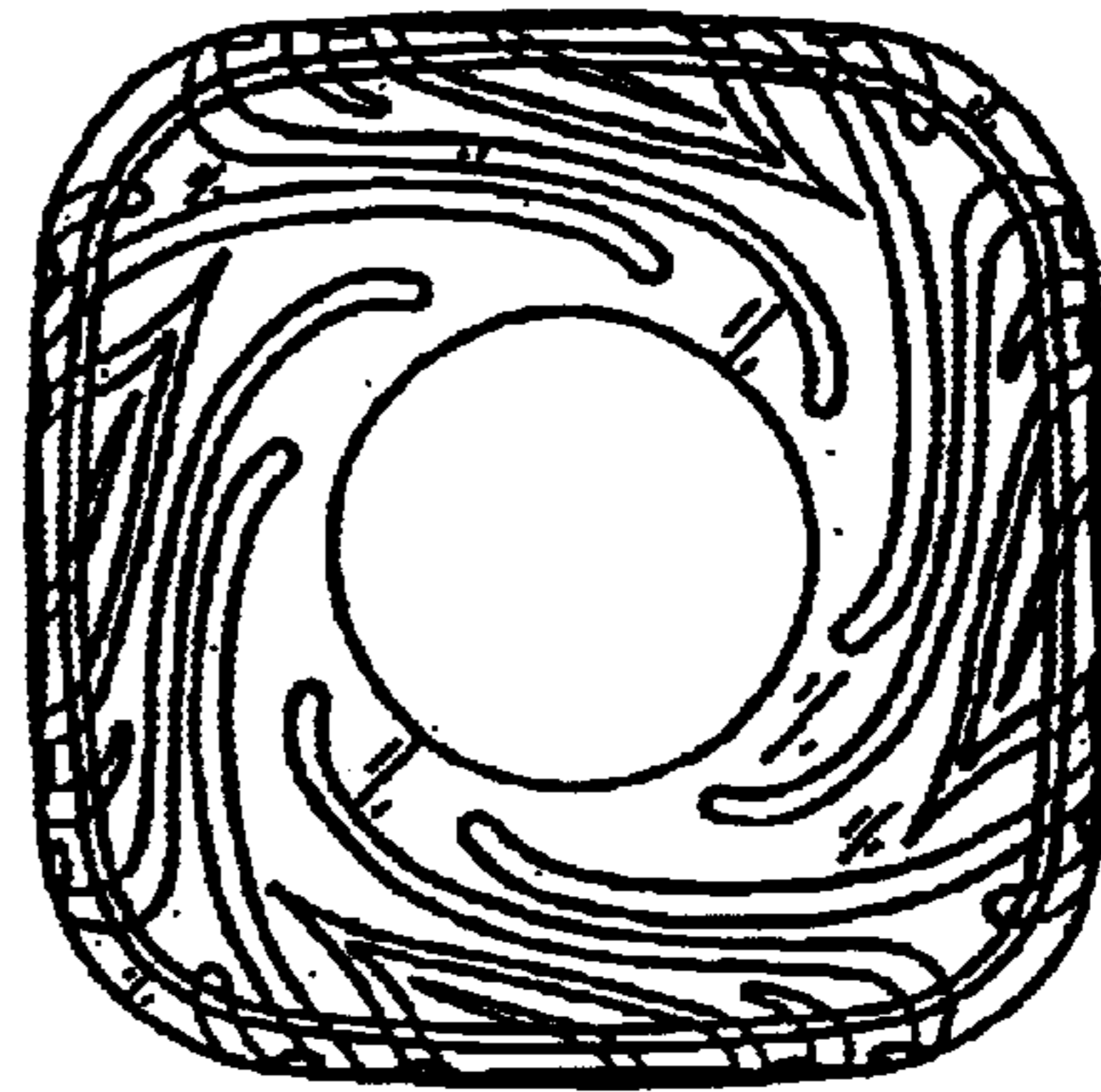


FIG. 4