

US00D509734S

(12) **United States Design Patent** (10) **Patent No.:** **US D509,734 S**
Bretz et al. (45) **Date of Patent:** **** Sep. 20, 2005**

- (54) **BOTTLE** 6,016,932 A * 1/2000 Gaydosh et al. 215/382
D421,720 S * 3/2000 Eberle et al. D9/500
(75) Inventors: **John M. Bretz**, Crystal Lake, IL (US); 6,036,037 A * 3/2000 Scheffer et al. 215/381
John L. Konieczka, Lake Barrington, IL (US); 6,044,996 A 4/2000 Carew et al.
Scott A. Schoessel, Evantson, IL (US); **Jill Maine**, Chicago, IL (US); D438,456 S 3/2001 Bretz et al.
Roland Charriez, Mohegan Lake, NY D439,166 S * 3/2001 Denner et al. D9/538
(US) D442,474 S 5/2001 Piccioli et al.
D446,446 S 8/2001 Bretz et al.
D461,418 S * 8/2002 Lichtman et al. D9/539
D465,158 S 11/2002 Peek et al.
(73) Assignee: **Stokely-Van Camp, Inc.**, Chicago, IL D469,696 S 2/2003 Bryant et al.
(US) D497,796 S 11/2004 Bretz et al.
D499,959 S 12/2004 Bretz et al.
(**) Term: **14 Years** D501,400 S 2/2005 Bretz et al.

- (21) Appl. No.: **29/218,929**
(22) Filed: **Dec. 9, 2004**

Related U.S. Application Data

- (62) Division of application No. 29/169,344, filed on Oct. 18, 2002.
(51) **LOC (8) Cl.** **09-01**
(52) **U.S. Cl.** **D9/434; D5/539; D5/554**
(58) **Field of Search** D9/600, 667, 434,
D9/500-504, 516-520, 537-543, 549-552,
556-564, 569-570; 215/379-383, 400;
220/890

(56) **References Cited**

U.S. PATENT DOCUMENTS

- D61,658 S * 11/1922 Graham D9/538
D313,750 S 1/1991 York et al.
D316,966 S * 5/1991 York D9/538
5,067,622 A 11/1991 Garver et al.
D345,693 S 4/1994 Edstrom
D391,493 S 3/1998 Panella et al.
D416,198 S 11/1999 Lindsay et al.

* cited by examiner

Primary Examiner—Sandra L. Morris
(74) *Attorney, Agent, or Firm*—Lars S. Johnson; James D. Ryndak

(57) **CLAIM**

The ornamental design for a bottle, as shown and described.

DESCRIPTION

FIG. 1 is a perspective view of a bottle showing the new design;
FIG. 2 is an elevational view thereof, the opposite elevational view being identical;
FIG. 3 is another elevational view thereof, representing a partial rotation of the bottle about its vertical axis from the elevational view depicted in FIG. 2; the opposite elevational view being identical;
FIG. 4 is a top plan view thereof; and,
FIG. 5 is a bottom plan view thereof.
The broken line environmental showing is for illustrative purposes only and does not form part of the claimed design.

1 Claim, 2 Drawing Sheets

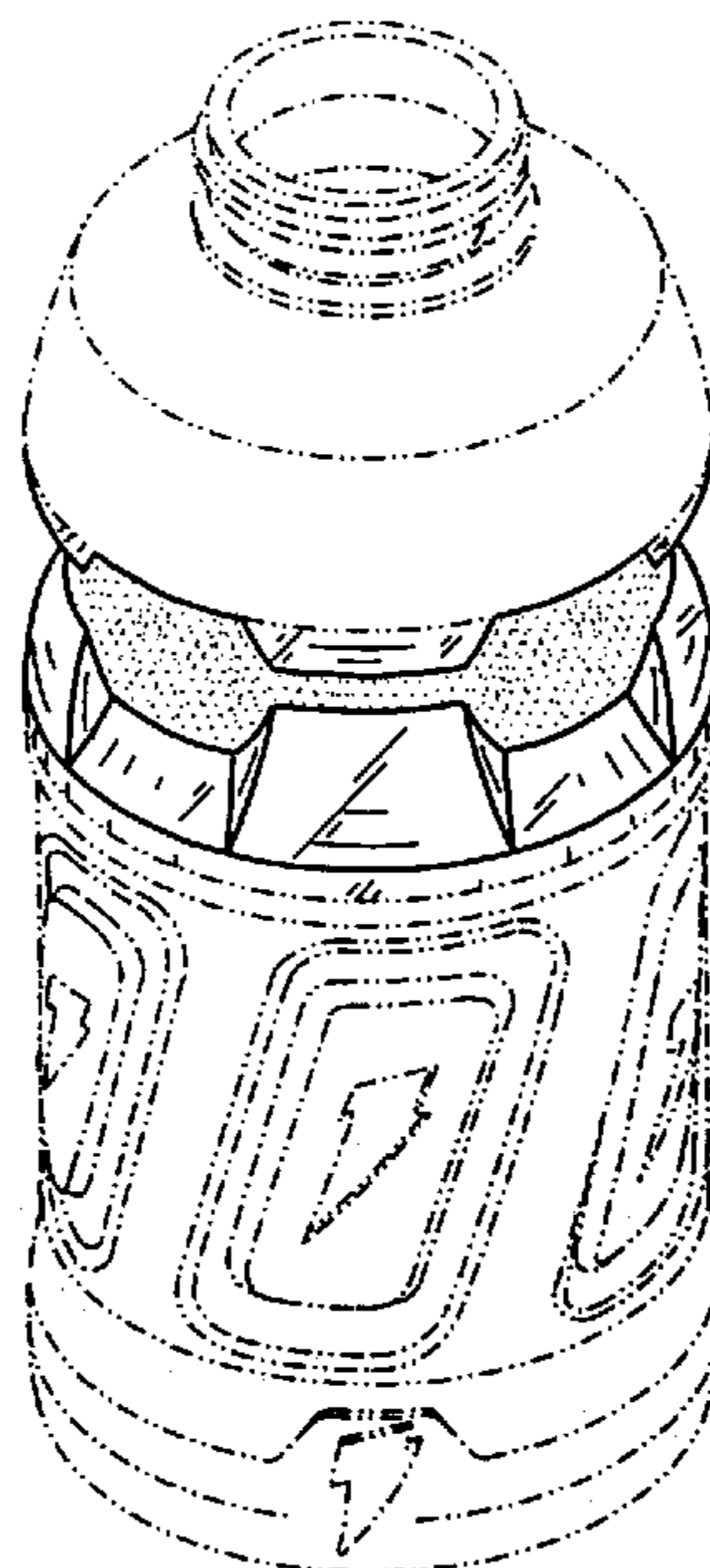


FIG. 1

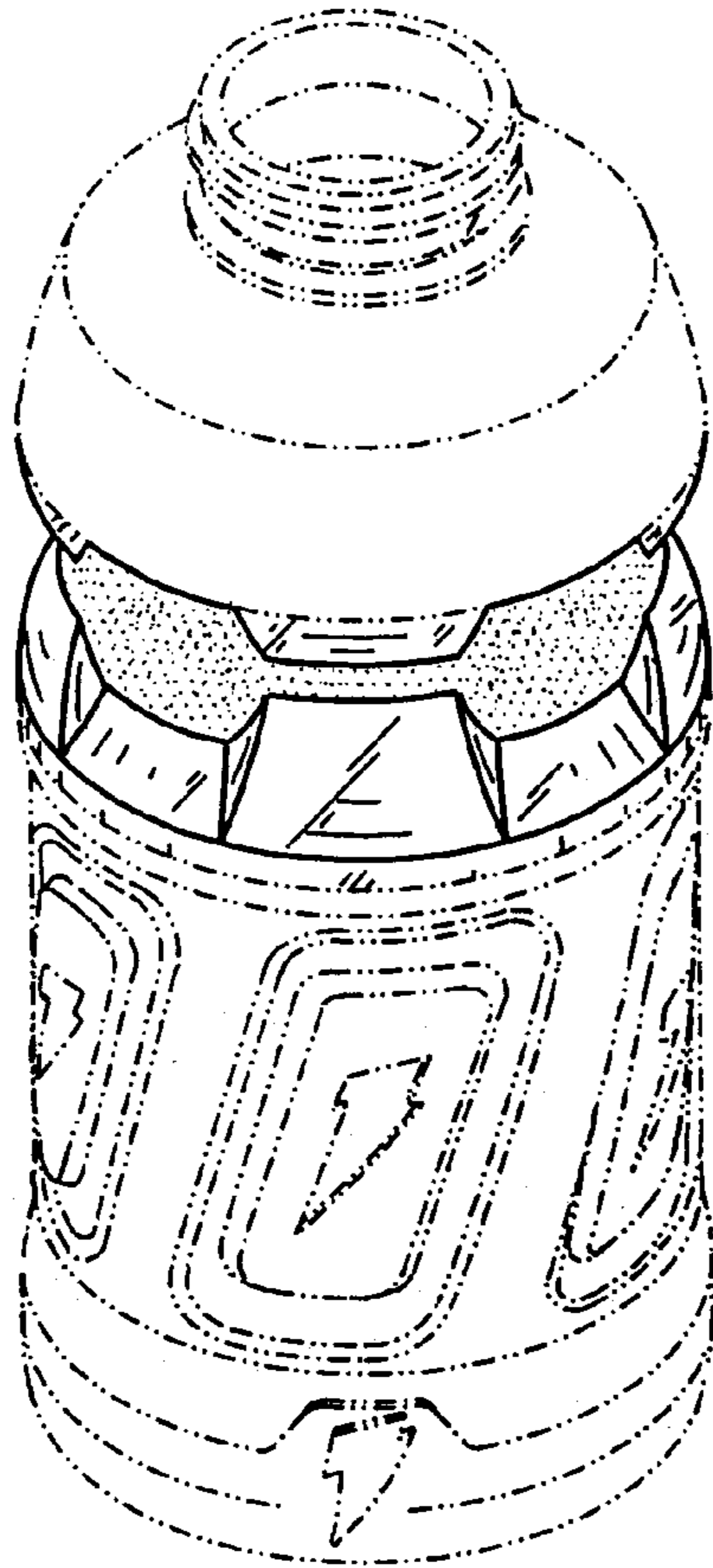


FIG. 2

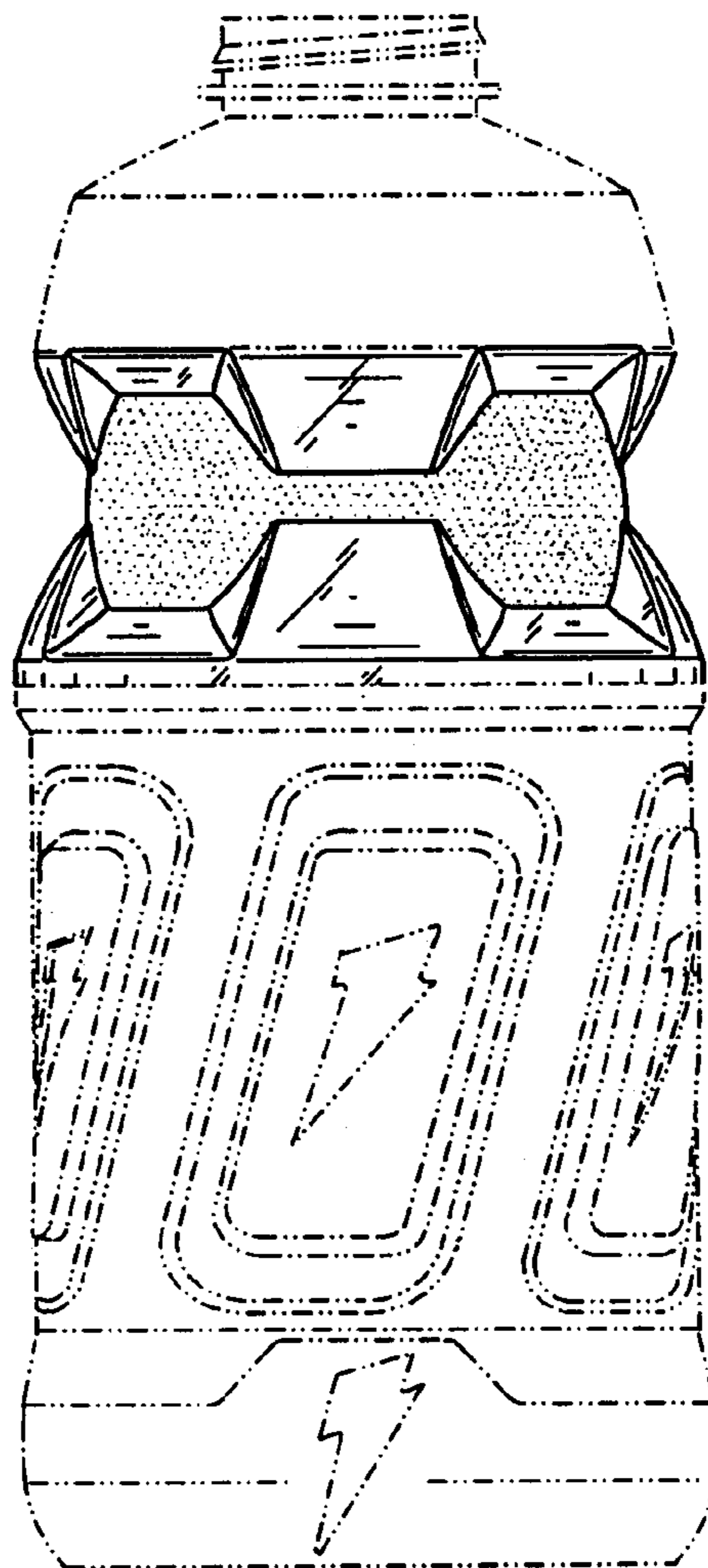


FIG. 3

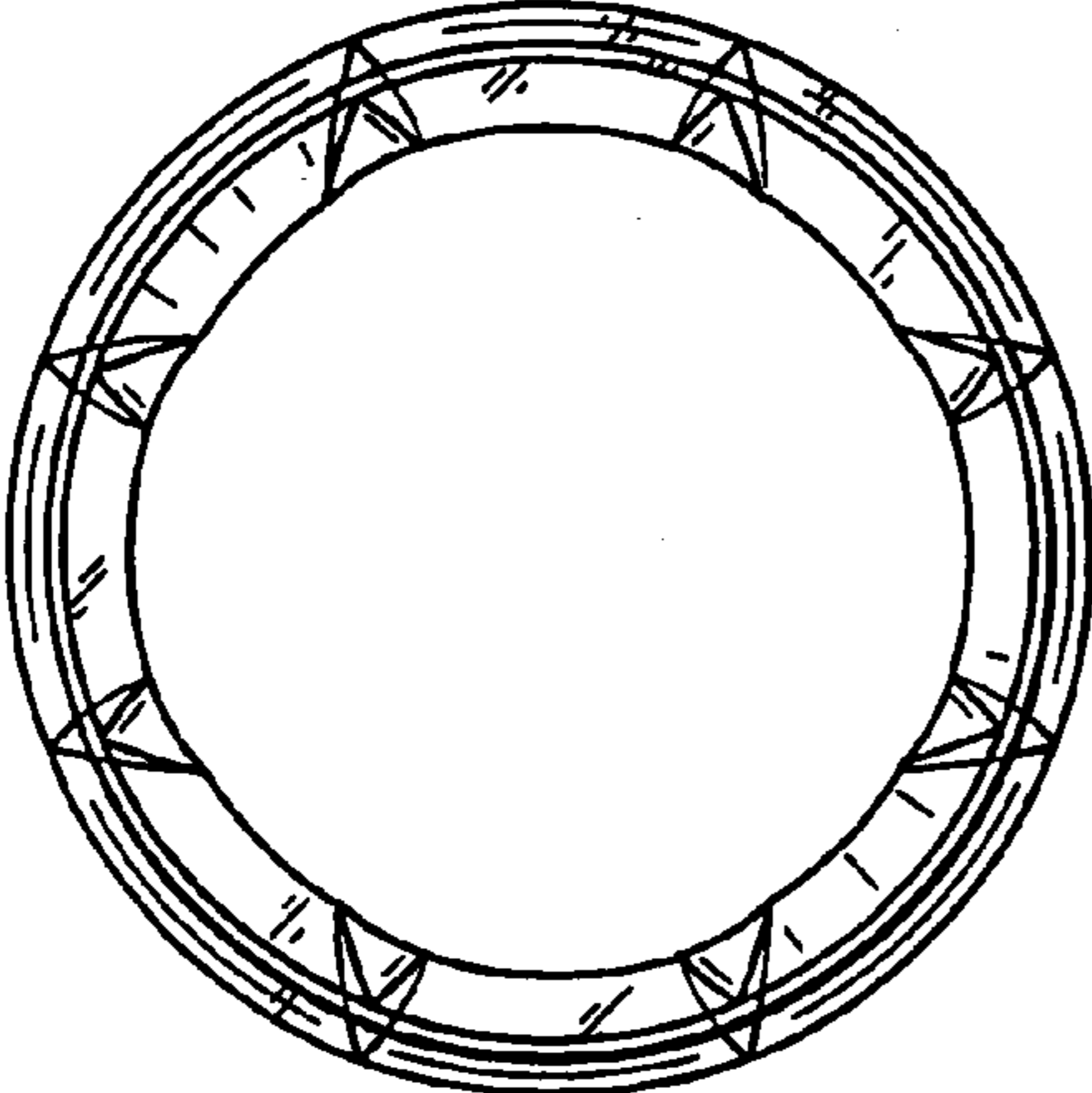
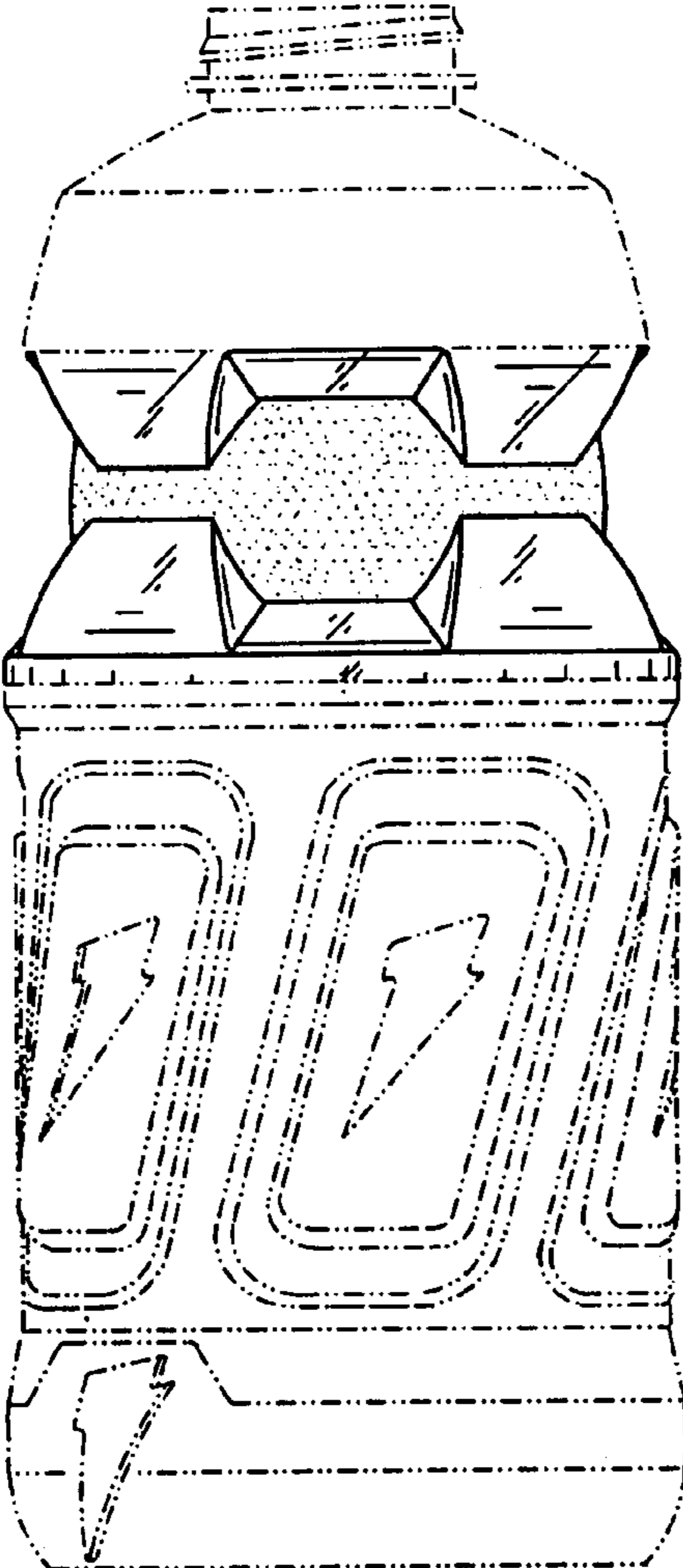


FIG. 4

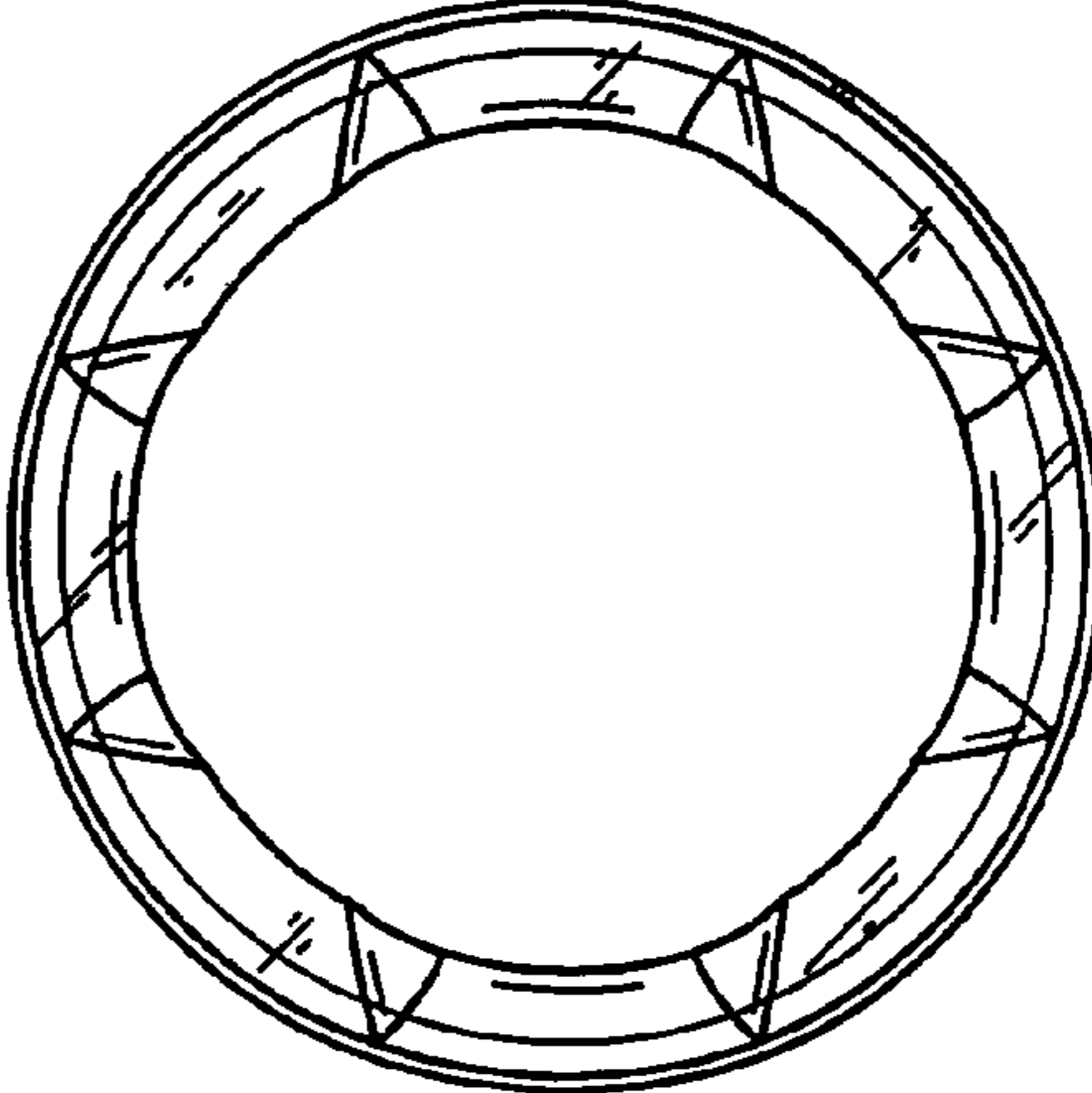


FIG. 5