

US00D509725S

(12) **United States Design Patent**  
**Watson**

(10) **Patent No.:** **US D509,725 S**

(45) **Date of Patent:** **\*\* Sep. 20, 2005**

(54) **BALLOON TIE**

D392,180 S \* 3/1998 Bilow ..... D8/395  
D420,335 S \* 2/2000 Salas et al. .... D13/182  
D494,055 S \* 8/2004 Jones et al. .... D8/395

(76) **Inventor:** **Jamie Watson**, 3506 Park Point,  
Kingwood, TX (US) 77339

\* cited by examiner

(\*\*) **Term:** **14 Years**

*Primary Examiner*—Louis S. Zarfaz

*Assistant Examiner*—John Windmuller

(21) **Appl. No.:** **29/189,099**

(74) *Attorney, Agent, or Firm*—Kenneth A. Robby

(22) **Filed:** **Aug. 28, 2003**

(57) **CLAIM**

(51) **LOC (8) Cl.** ..... **08-08**

The ornamental design for a balloon tie, as shown and described.

(52) **U.S. Cl.** ..... **D8/395**; D8/396

(58) **Field of Search** ..... D8/356, 371, 394-396;  
248/72.2, 215, 227.1, 49, 300, 301, 316.7,  
51, 489; 24/22, 67 R, 20 S, 115 R, 546,  
563, 343; D19/65

**DESCRIPTION**

FIG. 1 is a top plan view of a balloon tie showing my new design, the bottom plan view being a mirror image of FIG. 1;

FIG. 2 is a side elevation view thereof; and,

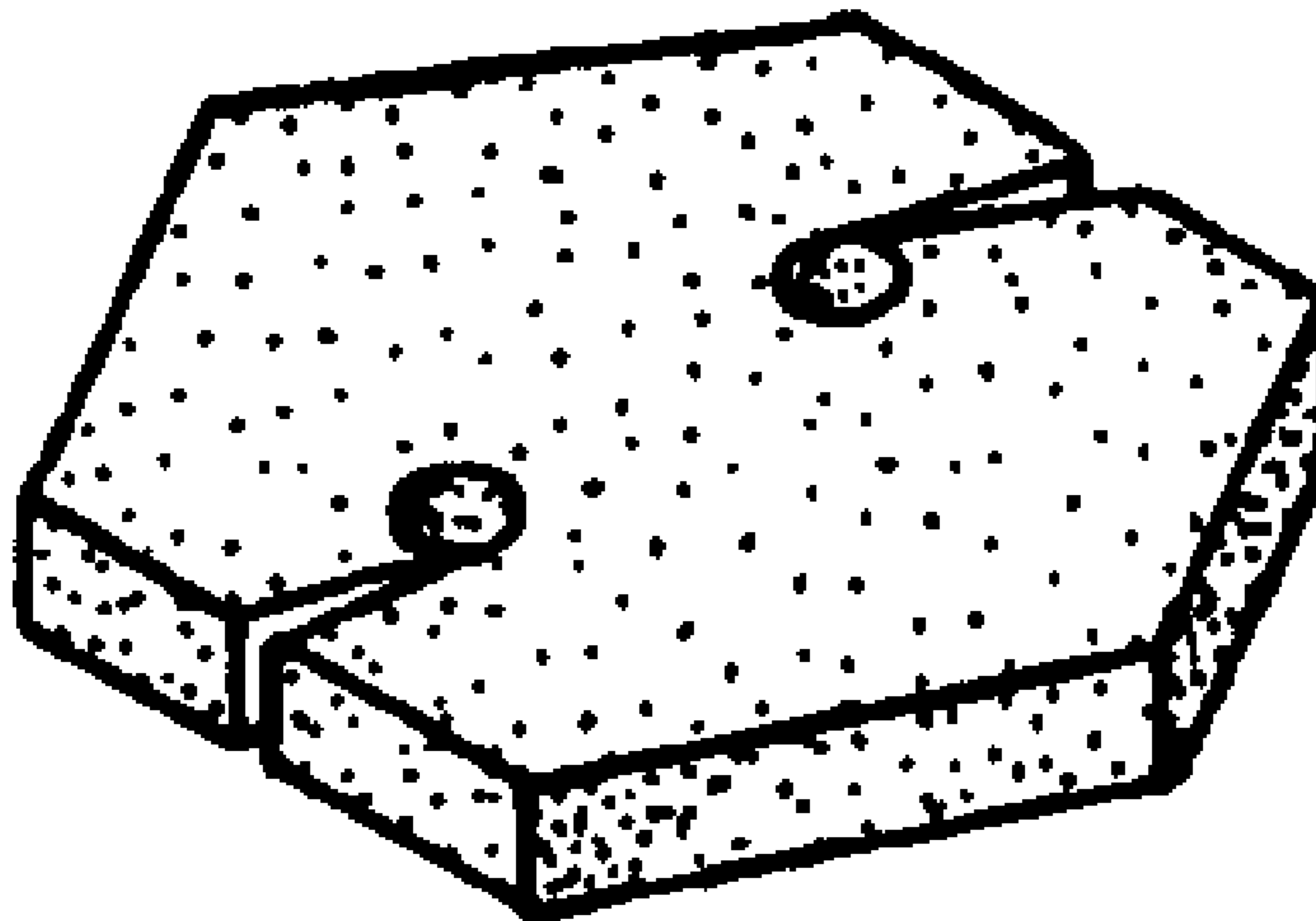
FIG. 3 is an isometric view thereof.

(56) **References Cited**

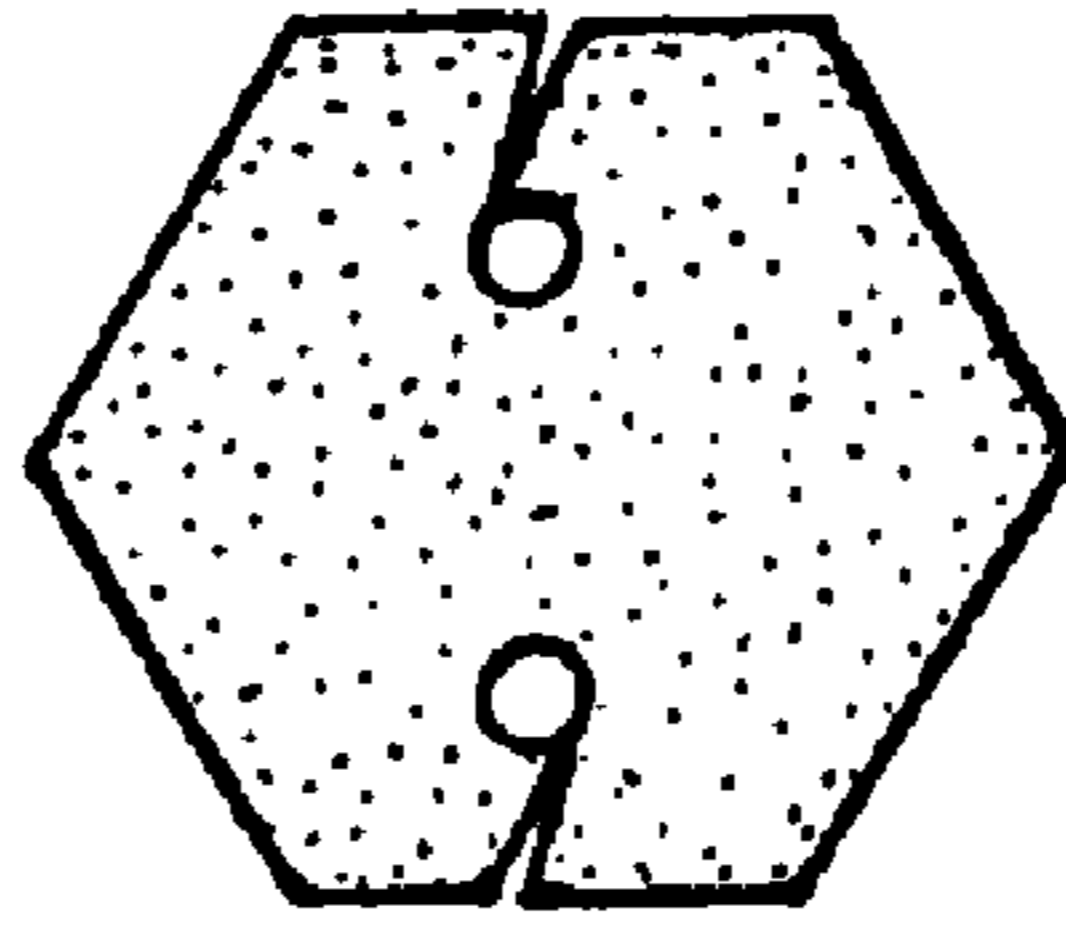
**U.S. PATENT DOCUMENTS**

3,296,827 A \* 1/1967 Landon, Jr. et al. .... 464/92  
D359,229 S \* 6/1995 Jules ..... D8/395

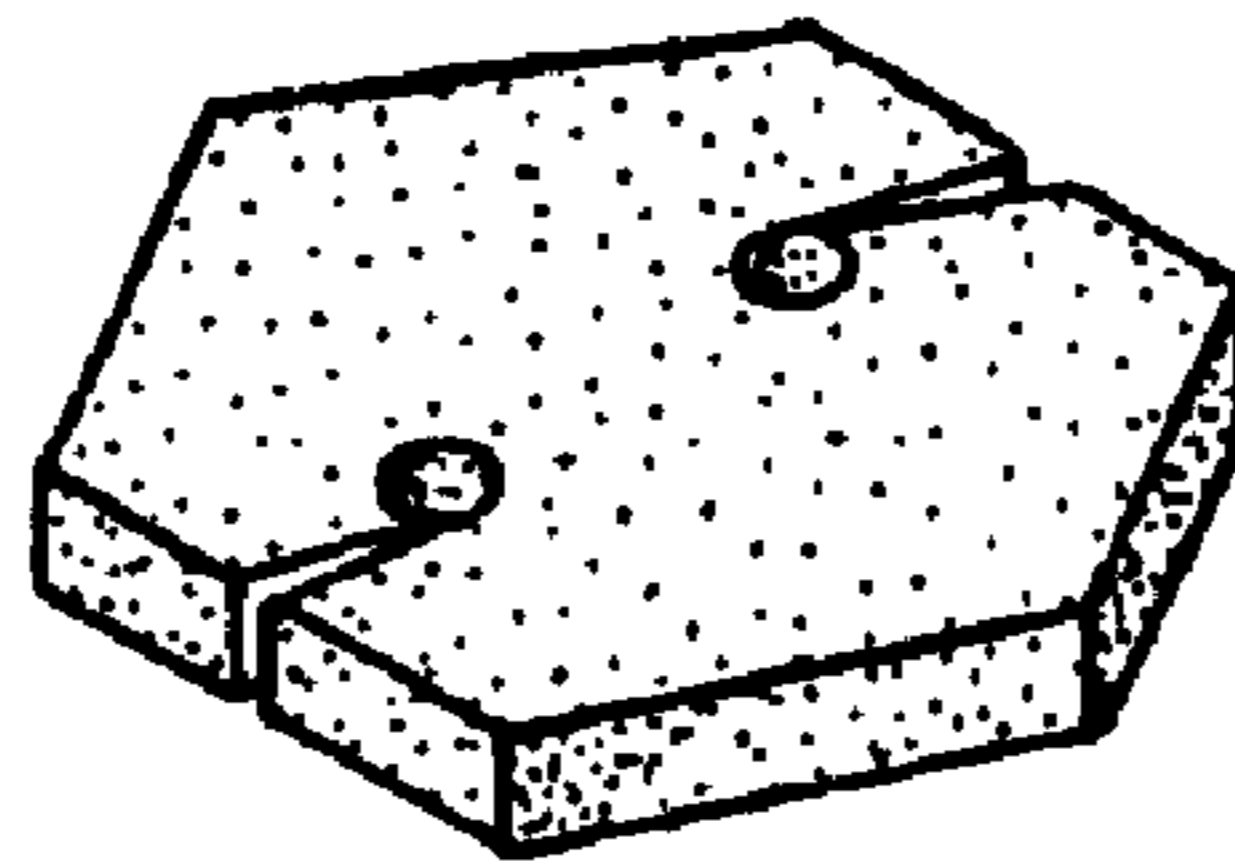
**1 Claim, 1 Drawing Sheet**



*Fig. 1*



*Fig. 2*



*Fig. 3*