

US00D509710S

(12) **United States Design Patent**  
**Lee**

(10) **Patent No.: US D509,710 S**  
(45) **Date of Patent: \*\* Sep. 20, 2005**

(54) **PIZZA WHEEL SLICER**

D350,462 S \* 9/1994 La Gro ..... D7/694  
5,555,625 A \* 9/1996 Scheminger ..... 30/319

(75) Inventor: **Shek Tang Lee, Tsuen Wan (HK)**

\* cited by examiner

(73) Assignee: **Best Luck Technology Development Limited, Hong Kong (HK)**

*Primary Examiner*—Terry A. Wallace  
(74) *Attorney, Agent, or Firm*—Egbert Law Offices

(\*\*) Term: **14 Years**

(57) **CLAIM**

(21) Appl. No.: **29/209,045**

I claim the ornamental design for a pizza wheel slicer, as shown and described.

(22) Filed: **Jul. 9, 2004**

(30) **Foreign Application Priority Data**

**DESCRIPTION**

Jan. 14, 2004 (HK) ..... 0410116

FIG. 1 is a side view of the pizza wheel slicer showing my design; an opposite side view being a mirror image thereof.

(51) **LOC (8) Cl. .... 07-04**

FIG. 2 is a bottom view thereof;

(52) **U.S. Cl. .... D7/694**

FIG. 3 is a top plan view thereof;

(58) **Field of Search** ..... D7/680–696, 393,  
D7/395; D3/18; D8/98; 30/306, 307, 314,  
315, 319, 299, 292

FIG. 4 a back view thereof;

FIG. 5 is a front view thereof; and,

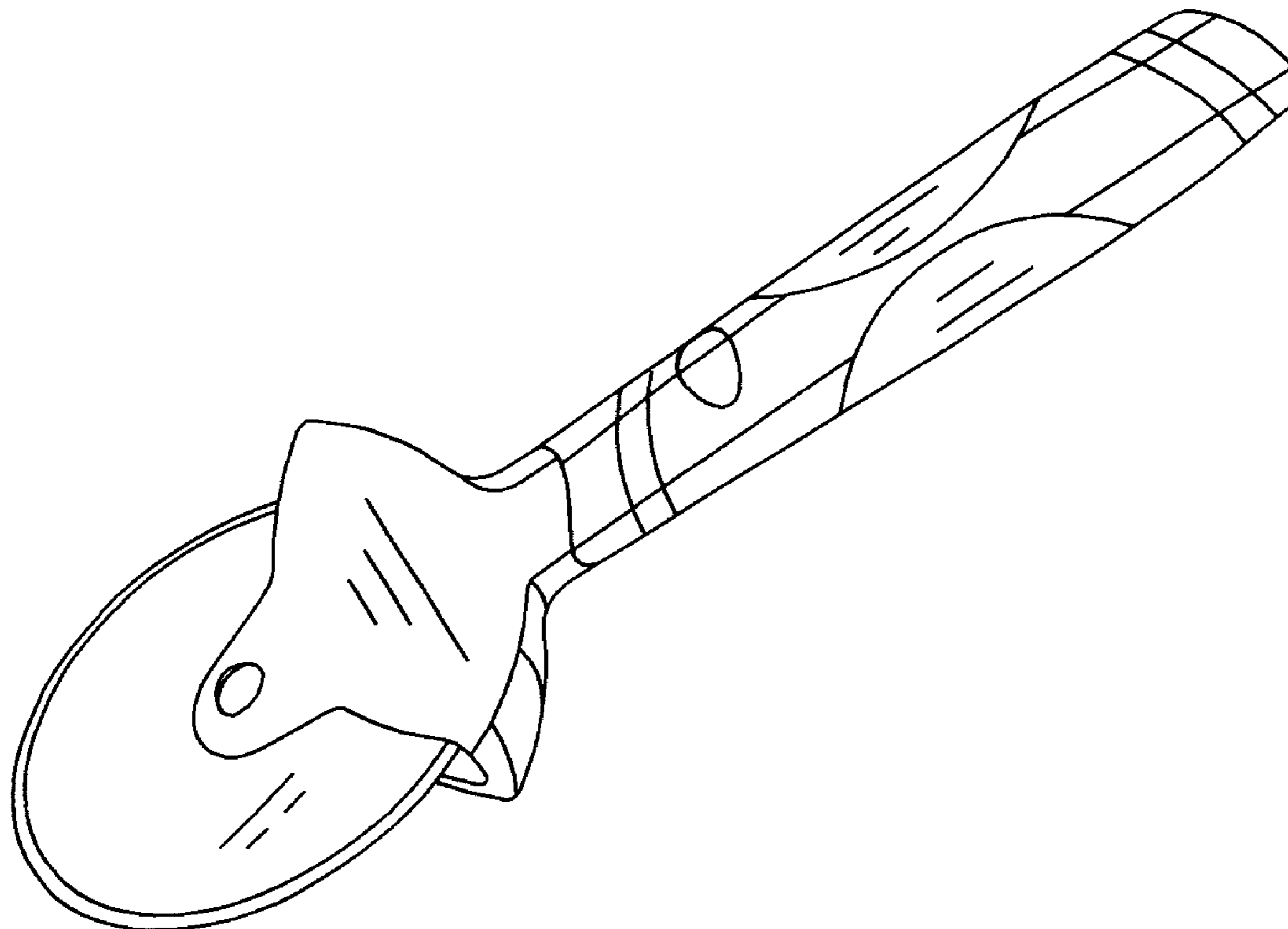
FIG. 6 is a perspective view thereof.

(56) **References Cited**

**U.S. PATENT DOCUMENTS**

1,559,724 A \* 11/1925 Meader et al. .... 30/319

**1 Claim, 6 Drawing Sheets**



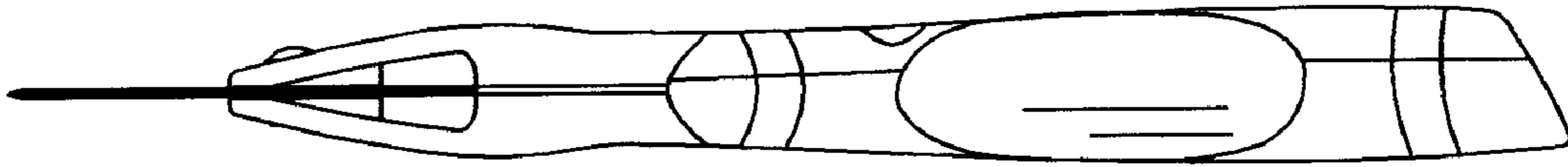


FIG. 1

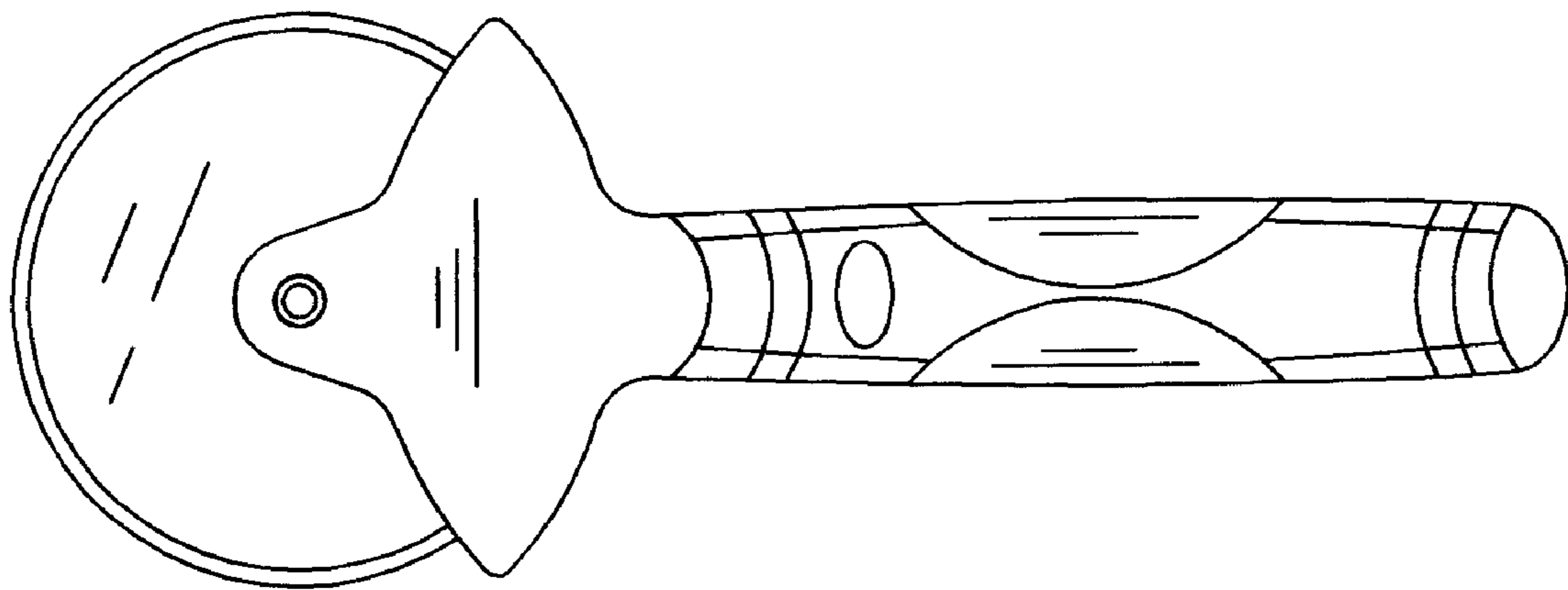


FIG. 2

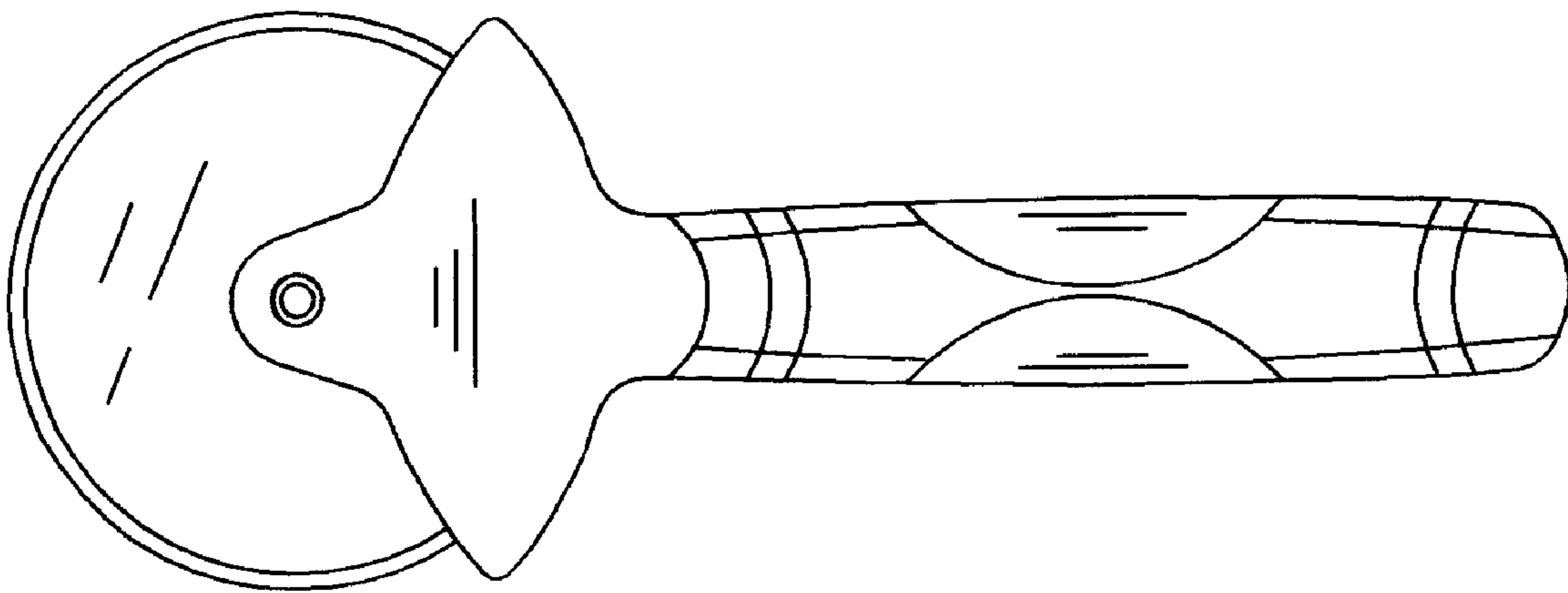


FIG. 3

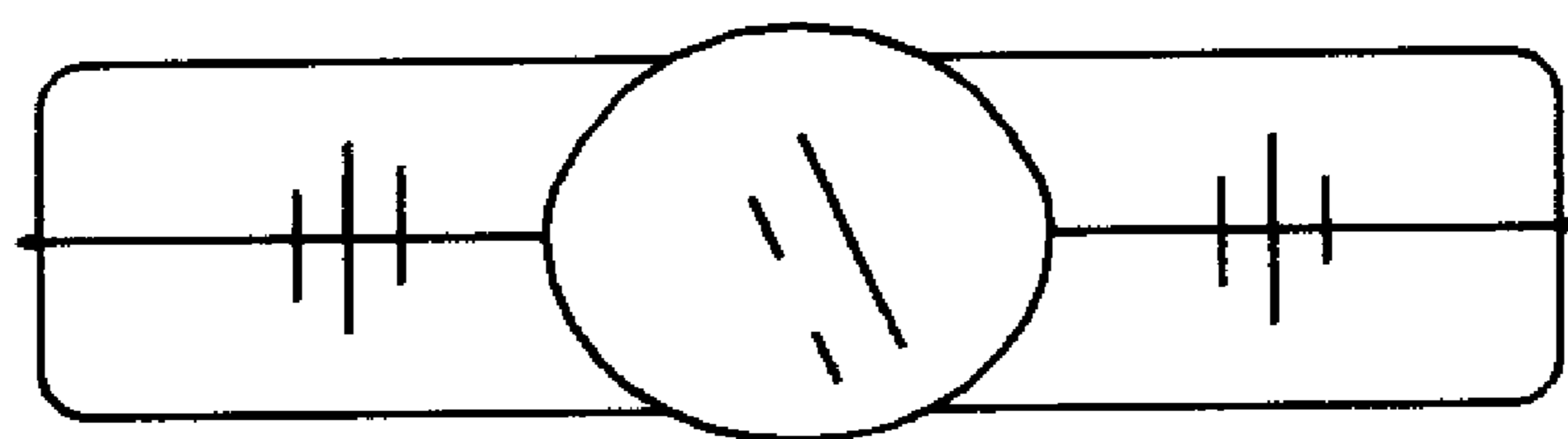


FIG. 4

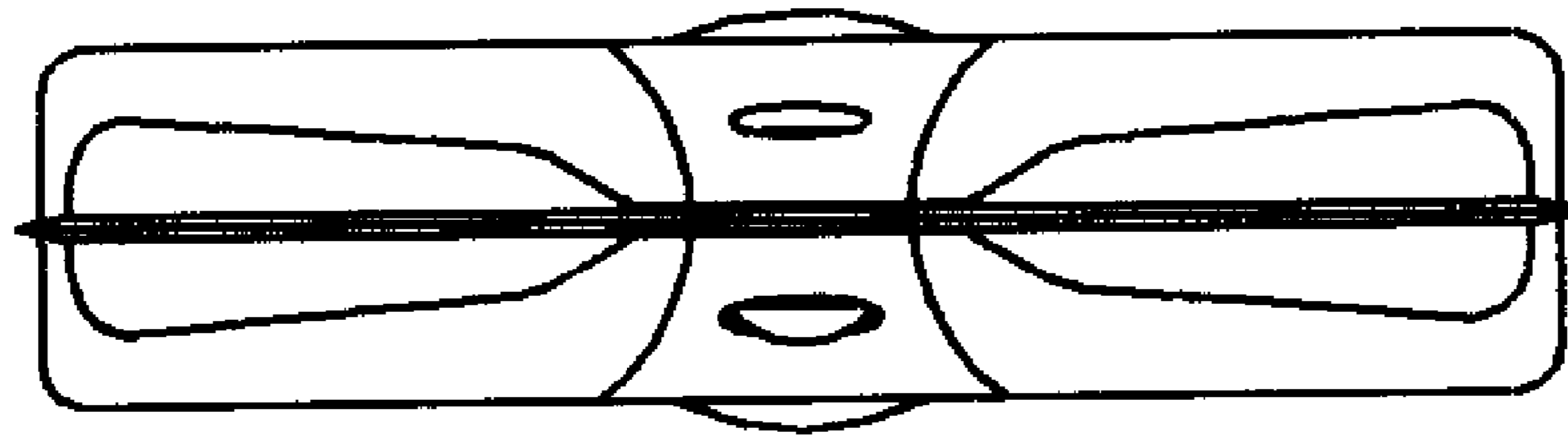


FIG. 5




FIG. 6