

US00D509666S

(12) **United States Design Patent** (10) **Patent No.:** **US D509,666 S**
Delaney (45) **Date of Patent:** **** Sep. 20, 2005**

(54) **NONWOVEN FABRIC**

(75) **Inventor:** **Andrew Delaney**, East Windsor, NJ
(US)

(73) **Assignee:** **Polymer Group, Inc.**, North
Charleston, SC (US)

(**) **Term:** **14 Years**

(21) **Appl. No.:** **29/211,077**

(22) **Filed:** **Aug. 11, 2004**

(51) **LOC (8) Cl.** **05-06**

(52) **U.S. Cl.** **D5/53; D5/59**

(58) **Field of Search** D5/1-3, 5, 7-8,
D5/11, 13-16, 19-20, 23-28, 30, 32, 35-37,
39, 43, 45, 47, 49-50, 52-66, 99; D2/479,
994; D6/582-583, 595-596, 598, 608, 603-606,
613, 616, 617, 619, 622; 428/17-18, 151,
154, 156, 171, 187, 198, 199, 540, 542.2,
542.6, 919, 904.4; D24/124, 128; D25/142,
152; D21/605; 5/413 AM, 709; 162/134,
140, 231; 156/148, 209; D7/396.4-5

D465,337 S 11/2002 Curtis et al.
D465,658 S 11/2002 Carlson
D466,702 S 12/2002 Carlson et al.
D481,872 S 11/2003 Hennel et al.
D486,308 S 2/2004 Delaney et al.
D488,304 S 4/2004 Delaney et al.
D488,305 S 4/2004 Delaney et al.
D488,306 S 4/2004 Delaney
D488,307 S 4/2004 Delaney
D490,987 S 6/2004 Delaney et al.
D490,988 S 6/2004 Delaney et al.
D495,150 S 8/2004 Hennel et al.
D495,888 S 9/2004 Hennel et al.
D496,795 S 10/2004 Hennel et al.
D496,796 S 10/2004 Hennel et al.
D497,260 S 10/2004 Hennel et al.
D497,484 S 10/2004 Delaney
D497,724 S 11/2004 Delaney

* cited by examiner

Primary Examiner—Gary D. Watson
Assistant Examiner—T. Chase Nelson
(74) *Attorney, Agent, or Firm*—Woods, Phillips, Katz,
Clark & Mortimer

(56) **References Cited**

U.S. PATENT DOCUMENTS

D78,481 S * 5/1929 Ritter D5/59
D91,401 S * 1/1934 Aemisegger D5/59
D154,919 S * 8/1949 Grivin D5/59
D209,577 S * 12/1967 Pompili D5/53
D217,575 S * 5/1970 Couve D5/59
D232,596 S * 8/1974 Krusinski D5/59
D318,572 S * 7/1991 Schultz et al. D5/53
D319,350 S * 8/1991 Paschke et al. D5/53
D419,783 S * 2/2000 Tavenas D5/59
D464,806 S 10/2002 Carter
D464,807 S 10/2002 Carter
D465,092 S 11/2002 Carlson

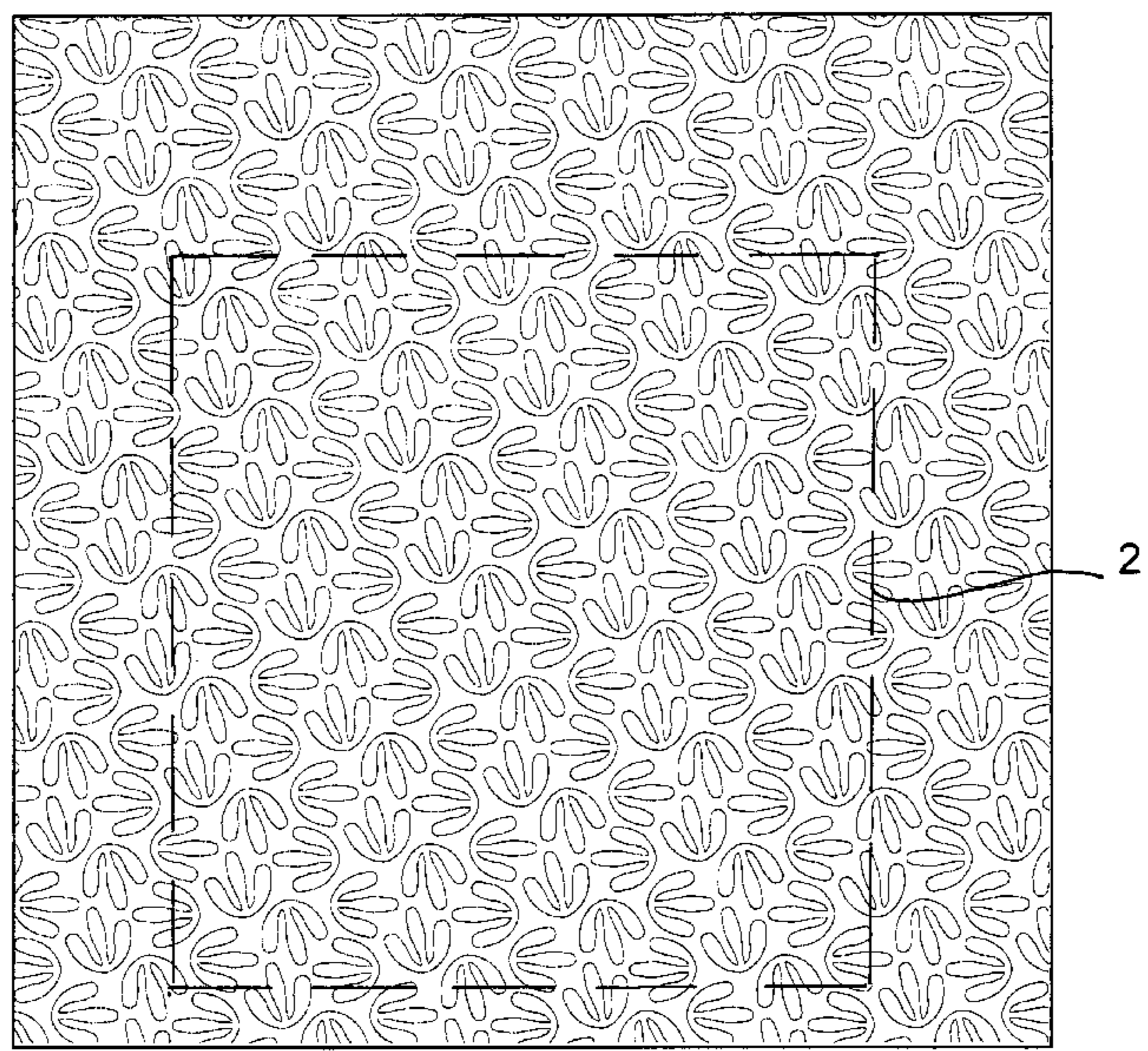
(57) **CLAIM**

The ornamental design for a nonwoven fabric, as shown and described.

DESCRIPTION

FIG. 1 is a top, plan view of a portion of a nonwoven fabric showing my new design; and,
FIG. 2 is a slightly enlarged perspective view, as seen from a top, side vantage of a portion of the nonwoven fabric within the broken line area, 2, in FIG. 1, it being understood that the broken lines in that view form no part of the claimed design.

1 Claim, 2 Drawing Sheets



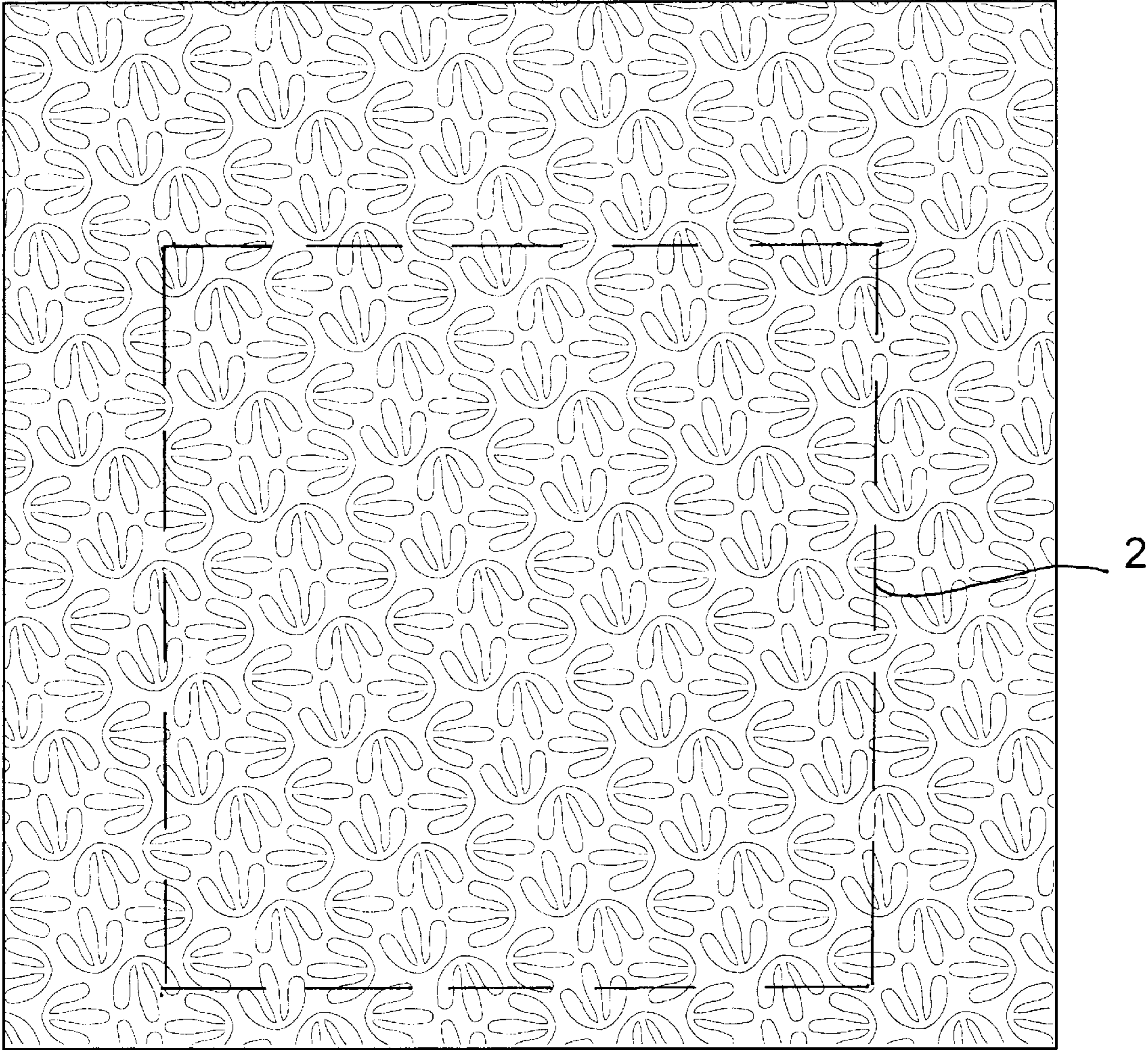


Figure 1

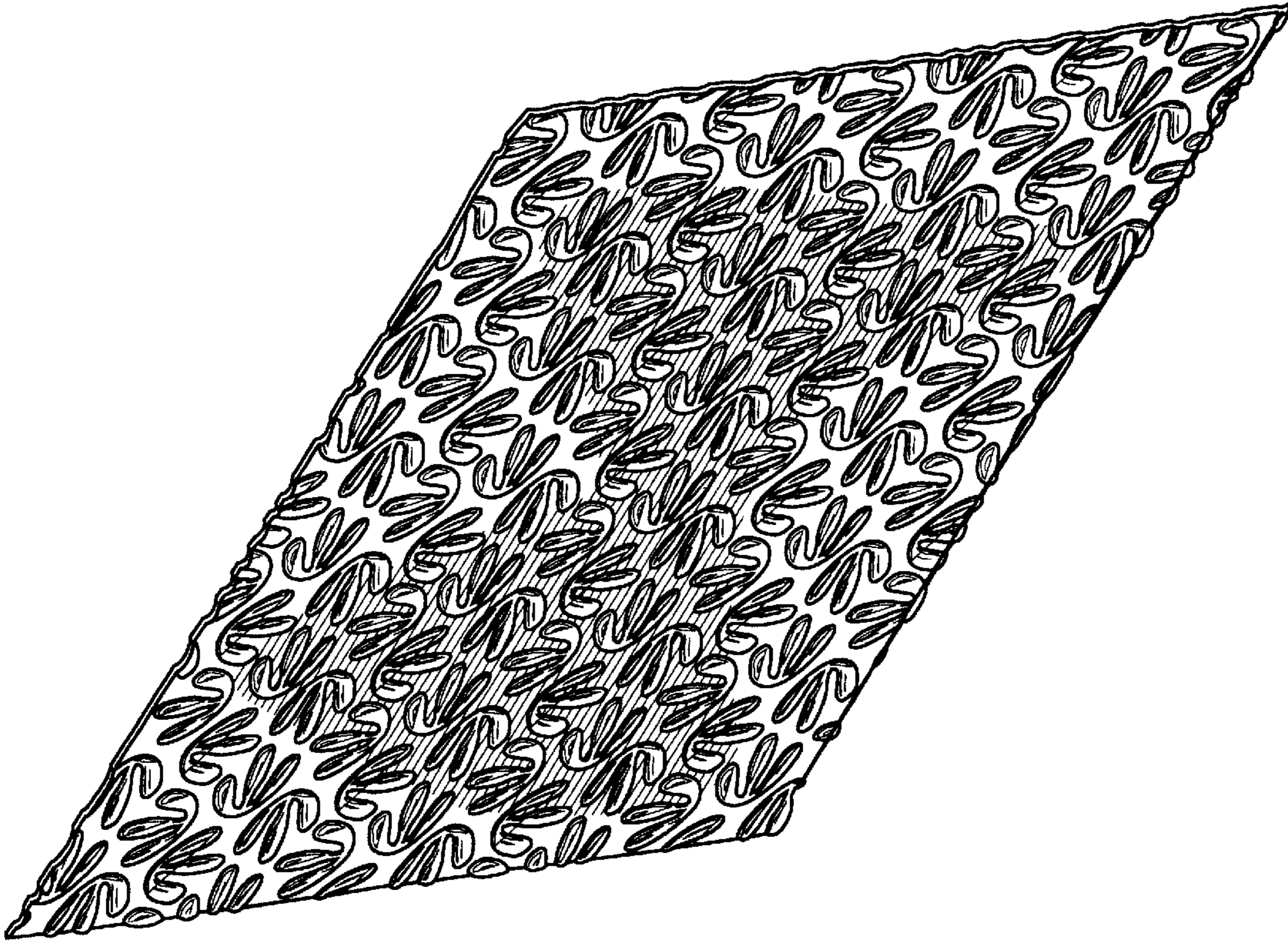


Figure 2