

US00D509657S

(12) **United States Design Patent**
Van Himbeek et al.

(10) **Patent No.: US D509,657 S**
(45) **Date of Patent: ** Sep. 20, 2005**

(54) **MOLDED BASE AND WHEEL SYSTEM FOR LUGGAGE**

(75) Inventors: **Clemens Van Himbeek**, Ronse (BE);
Dirk Santy, Koekelare (BE); **Bart Proot**, Brugge (BE)

(73) Assignee: **Samsonite Corporation**, Denver, CO (US)

(**) Term: **14 Years**

(21) Appl. No.: **29/206,588**

(22) Filed: **Jun. 1, 2004**

Related U.S. Application Data

(62) Division of application No. 29/171,467, filed on Nov. 21, 2002, now Pat. No. Des. 492,110.

(51) **LOC (8) Cl.** **03-01**

(52) **U.S. Cl.** **D3/318**

(58) **Field of Search** D3/279, 318, 321;
190/18 A, 100, 111, 112, 113; 280/79.2;
16/45, 113.1

(56) **References Cited**

U.S. PATENT DOCUMENTS

D438,011 S * 2/2001 Shick D3/318

D474,024 S * 5/2003 Santy D3/318
D479,042 S * 9/2003 Szyf et al. D3/279
D487,348 S * 3/2004 Fenton et al. D3/318
D487,543 S * 3/2004 Chang D3/255
D491,366 S * 6/2004 Van Himbeek et al. D3/318
2002/0024189 A1 * 2/2002 Chen 280/79.2

* cited by examiner

Primary Examiner—Philip S. Hyder

(74) *Attorney, Agent, or Firm*—Gregory W. O'Connor

(57) **CLAIM**

The ornamental design for a molded base and wheel system for luggage, as shown and described.

DESCRIPTION


FIG. 1 is a perspective view showing the molded base and wheel system for luggage embodying our new design.

FIG. 2 is an end view of the embodiment shown in FIG. 1, the other end view being a mirror image thereof.

FIG. 3 is a rear view thereof; and,

FIG. 4 is a top view thereof.

1 Claim, 4 Drawing Sheets






FIG. 1




FIG. 2




FIG. 3




FIG. 4