

US00D509654S

(12) **United States Design Patent**
Miller

(10) **Patent No.:** **US D509,654 S**

(45) **Date of Patent:** **** Sep. 20, 2005**

(54) **CARD HOLDER**

(75) **Inventor:** **John J. Miller, Troy, MI (US)**

(73) **Assignee:** **Kmart of Michigan, Inc., Troy, MI (US)**

(**) **Term:** **14 Years**

(21) **Appl. No.:** **29/209,636**

(22) **Filed:** **Jul. 19, 2004**

(51) **LOC (8) Cl.** **03-01**

(52) **U.S. Cl.** **D3/247**

(58) **Field of Search** D3/201, 247, 248,
D3/249, 250, 251, 252, 263; 150/129, 131,
132, 133, 135, 138, 140, 145, 147, 901;
190/124, 125, 126, 127, 903; 383/907;
D19/1, 90; 40/1.5, 1.6, 586, 587

(56) **References Cited**

U.S. PATENT DOCUMENTS

4,887,763	A	12/1989	Sano	
5,217,056	A	* 6/1993	Ritter	206/39
D385,488	S	10/1997	Smith et al.	
5,918,909	A	7/1999	Fiala et al.	
D413,438	S	* 9/1999	Nicholas	D3/247
6,109,439	A	8/2000	Goade, Sr.	

D431,719	S	10/2000	Mucarquer	
6,155,410	A	* 12/2000	Davis	206/39.5
D485,985	S	* 2/2004	Hogan	D3/247
6,782,998	B2	* 8/2004	Koren	206/39
6,862,827	B2	* 3/2005	Gregory	40/586

* cited by examiner

Primary Examiner—Louis S. Zarfaz

Assistant Examiner—Monica A. Weingart

(74) *Attorney, Agent, or Firm*—Honigman Miller Schwartz and Cohn LLP

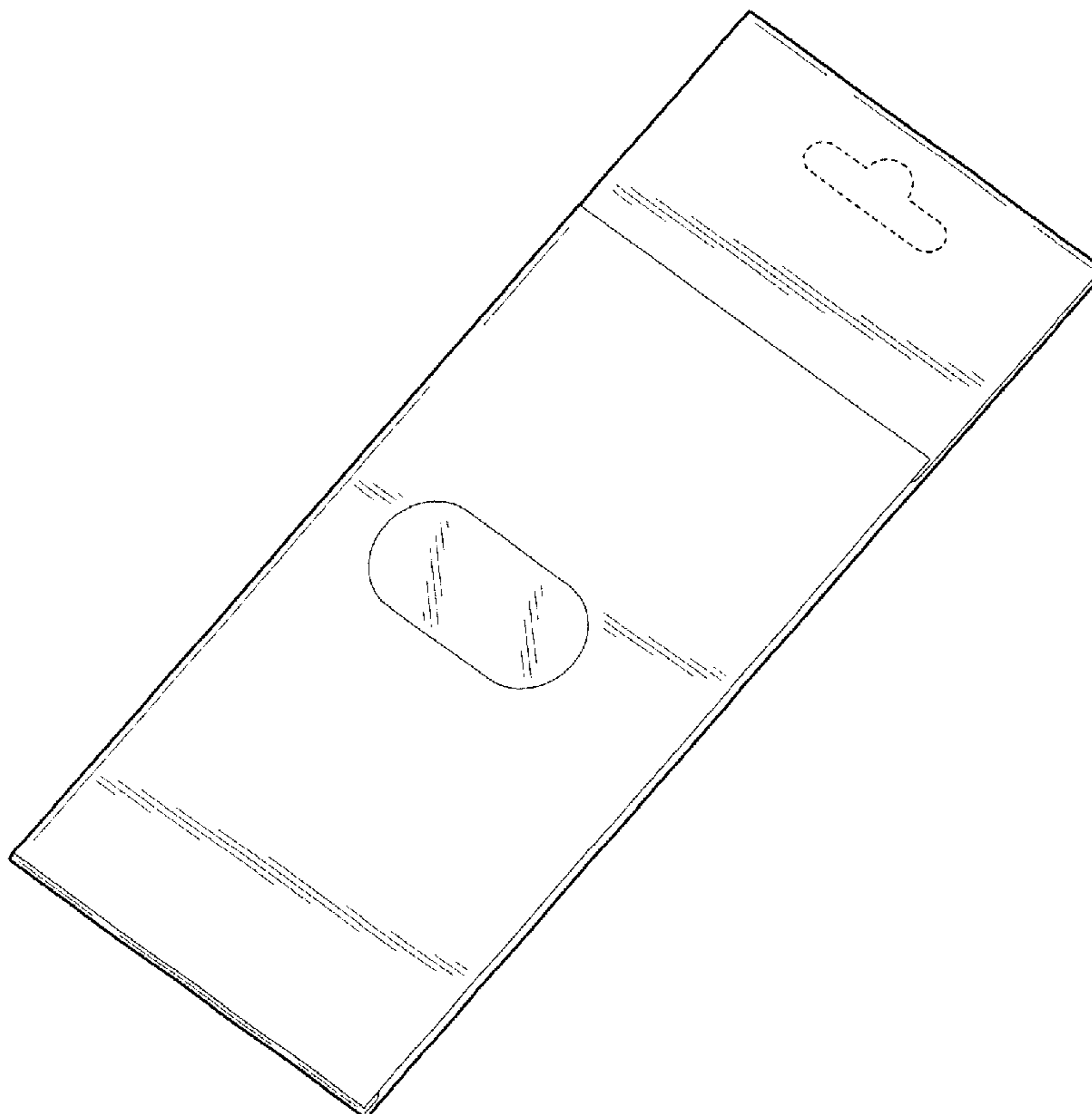
(57) **CLAIM**

The ornamental design for a card holder, as shown and described.

DESCRIPTION

FIG. 1 is a perspective view of the card holder; FIG. 2 is a front or rear end elevation view thereof; FIG. 3 is a left side elevation view thereof; FIG. 4 is a right side elevation view thereof; FIG. 5 is a top plan view thereof; and, FIG. 6 is a bottom plan view thereof. The broken line showing of an opening is for illustrative purposes only and does not form a part of the claimed design.

1 Claim, 3 Drawing Sheets



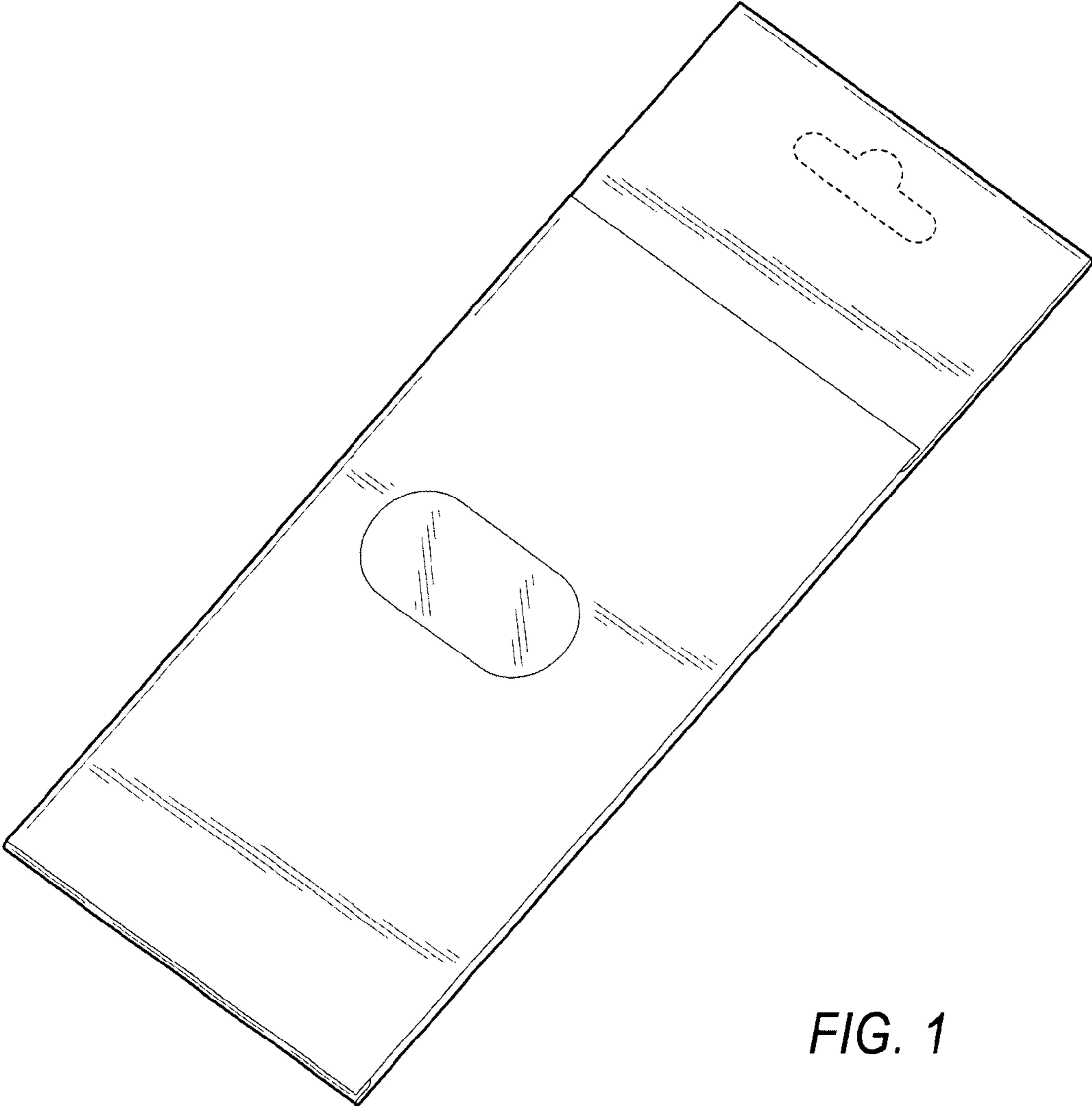


FIG. 1



FIG. 2



FIG. 3




FIG. 4

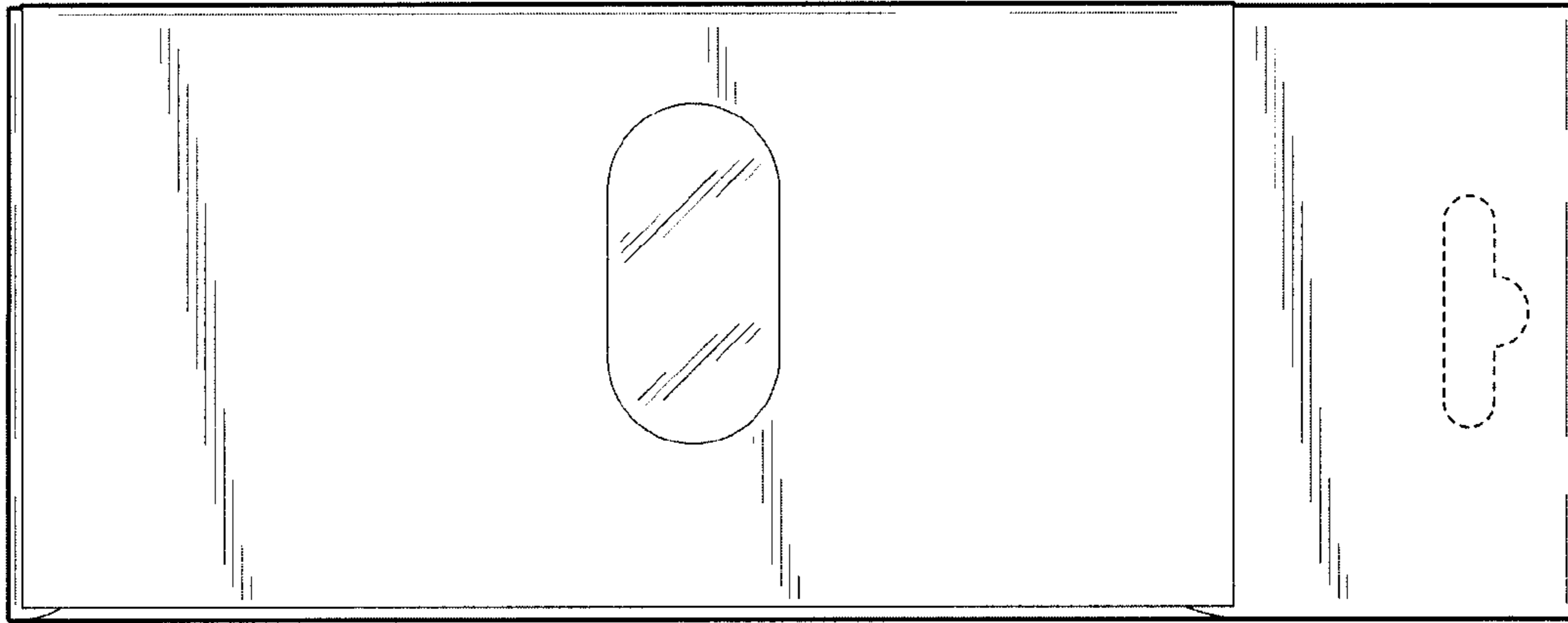


FIG. 5

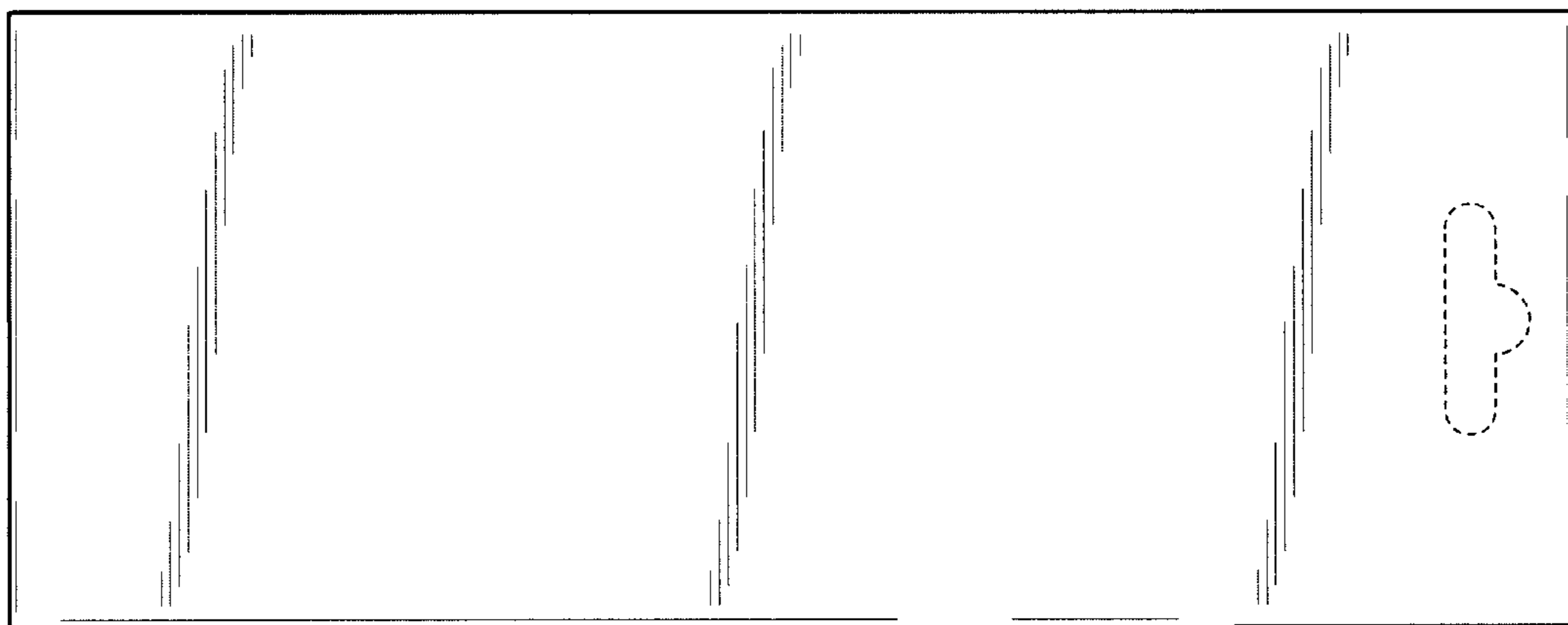


FIG. 6