



US00D509623S

(12) **United States Design Patent** (10) **Patent No.:** **US D509,623 S**  
**Mitten et al.** (45) **Date of Patent:** **\*\* Sep. 13, 2005**

(54) **CIGARETTE MINI-PACK SHELL AND SLIDE**

(75) Inventors: **Robert T. Mitten**, Glen Allen, VA (US); **Scott A. Fath**, Richmond, VA (US)

(73) Assignee: **Philip Morris USA Inc.**, New York, NY (US)

(\*\*) Term: **14 Years**

(21) Appl. No.: **29/196,581**

(22) Filed: **Dec. 31, 2003**

(51) **LOC (8) Cl.** ..... **27-06**

(52) **U.S. Cl.** ..... **D27/189**

(58) **Field of Search** ..... D27/186-191;  
D9/430; 206/256, 265-273; 229/160.1, 109, 120.011, 120.18, 120.03

(56) **References Cited**

**U.S. PATENT DOCUMENTS**

2,178,967	A	*	11/1939	Markert	.....	229/160.1
2,442,699	A	*	6/1948	Locke, Jr.	.....	229/120.18
2,983,424	A	*	5/1961	Glass	.....	229/120.18
2,998,910	A	*	9/1961	Gillam	.....	229/160.1
3,007,623	A	*	11/1961	Clemens	.....	229/120.03
3,039,671	A	*	6/1962	Chiamardas	.....	229/120.03
3,226,010	A	*	12/1965	Rogers, Jr.	.....	229/120.011
3,877,573	A	*	4/1975	Scott et al.	.....	206/273
D427,369	S	*	6/2000	Bowen et al.	.....	D27/189
D462,479	S	*	9/2002	Draghetti	.....	D27/189
D462,805	S	*	9/2002	Draghetti	.....	D27/189
D462,807	S	*	9/2002	Draghetti	.....	D27/189

\* cited by examiner

*Primary Examiner*—Jennifer Rivard

(74) *Attorney, Agent, or Firm*—Connolly Bove Lodge & Hutz LLP

(57) **CLAIM**

An ornamental design for a cigarette mini-pack shell and slide, as shown and described.

**DESCRIPTION**

FIG. 1 is a perspective view of a cigarette mini-pack shell and slide with beveled edges, showing our new design;

FIG. 2 is a front elevational view of a cigarette package comprising a pair of the mini-packs shown in FIG. 1 before being overwrapped, the rear elevational view being identical;

FIG. 3 is a right side elevational view thereof, the left side elevational view being identical;

FIG. 4 is a top plan view thereof, the bottom plan view being identical;

FIG. 5 is a perspective view of the cigarette mini-pack of FIG. 1 in a partially open position;

FIG. 6 is a perspective view of the cigarette mini-pack of FIG. 1 in a completely open position;

FIG. 7 is a perspective view of a cigarette package comprising a pair of the mini-packs of FIG. 1 with overwrap and a tear strip;

FIG. 8 is a perspective view of an alternate embodiment of a cigarette mini-pack shell and slide with rounded edges, showing our new design;

FIG. 9 is a front elevational view of a cigarette package comprising a pair of the mini-packs shown in FIG. 8 before being overwrapped, the rear elevational view being identical;

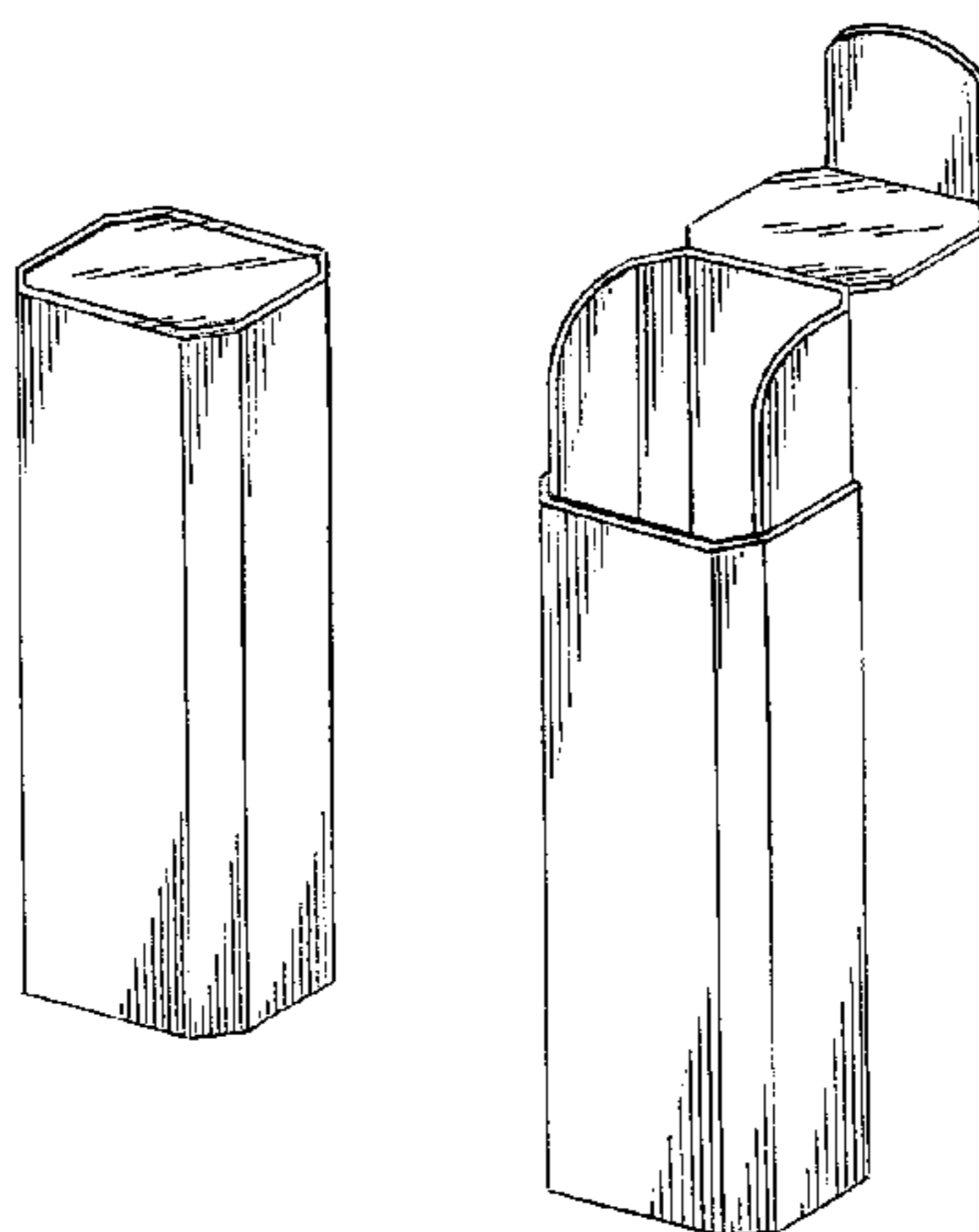
FIG. 10 is a right side elevational view thereof, the left side elevational view being identical;

FIG. 11 is a top plan view thereof, the bottom plan view being identical; and,

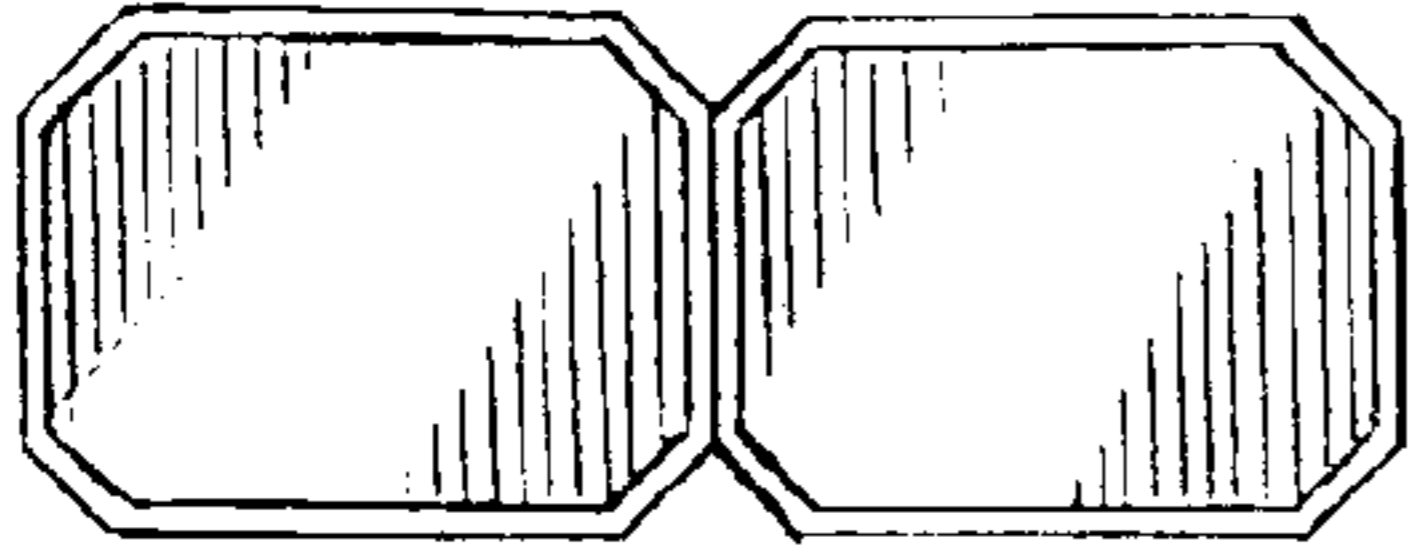
FIG. 12 is a perspective view of a cigarette package comprising a pair of the mini-packs shown in FIG. 8 with overwrap and a tear strip.

The appearances of the second embodiment of the cigarette mini-pack shell and slide in a partially open and completely open position are identical to FIGS. 5 and 6 respectively with the exception of the outer corners being rounded.

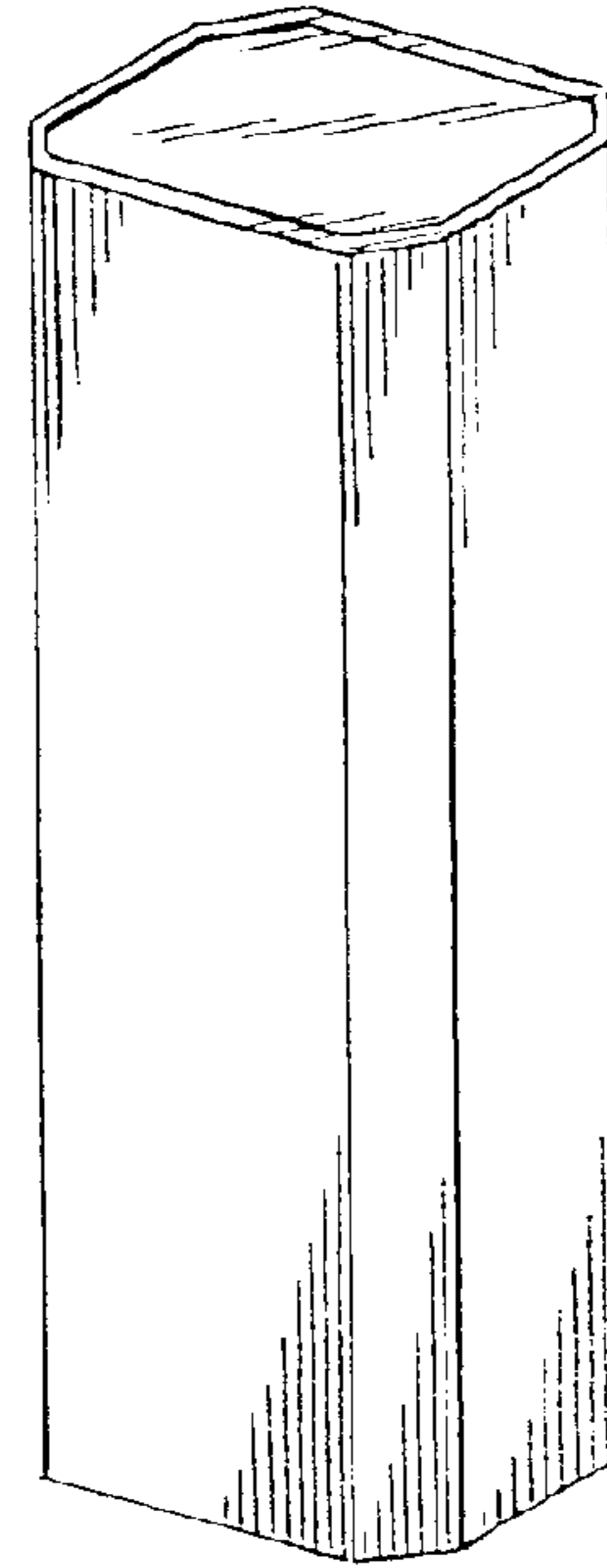
**1 Claim, 3 Drawing Sheets**




*Fig. 4.*




*Fig. 1.*



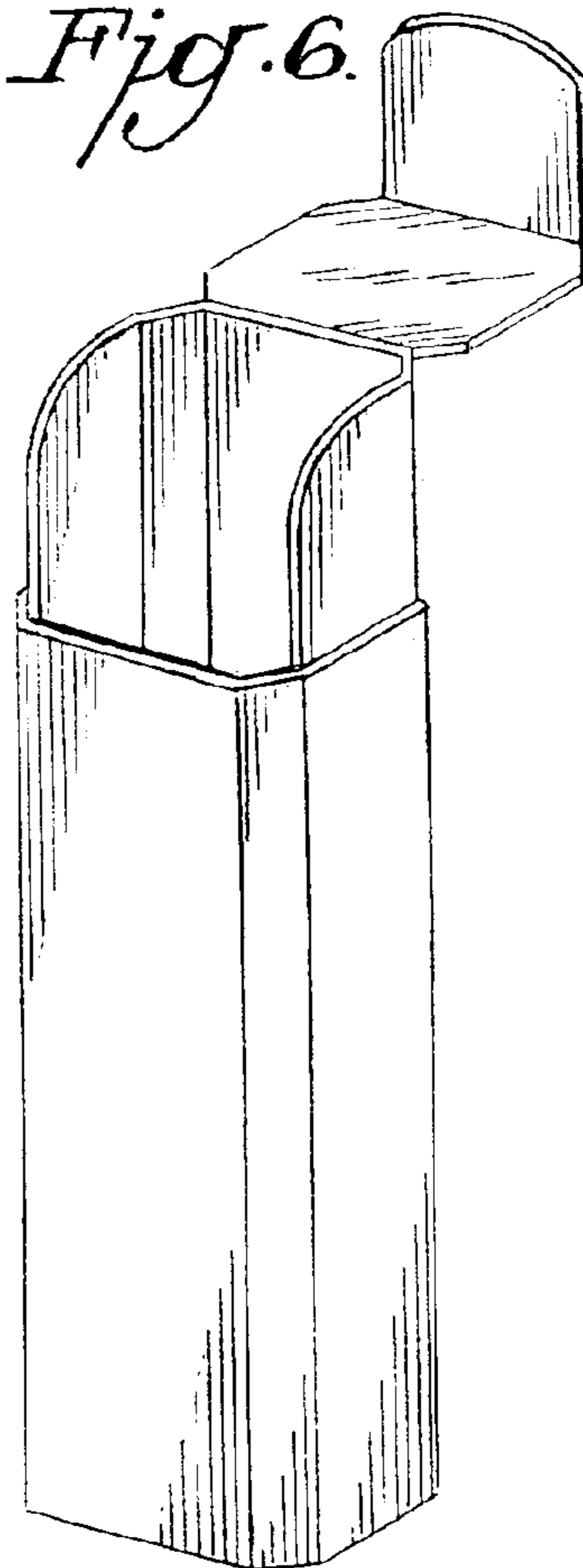
*Fig. 2.*



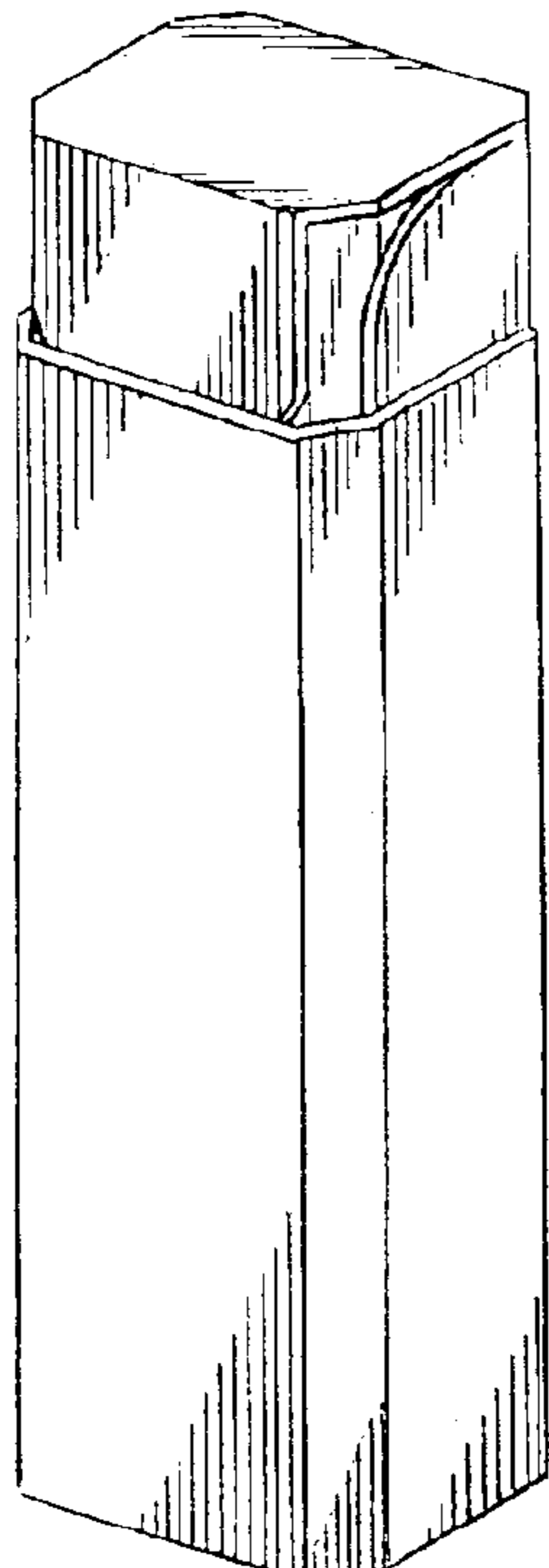
*Fig. 3.*



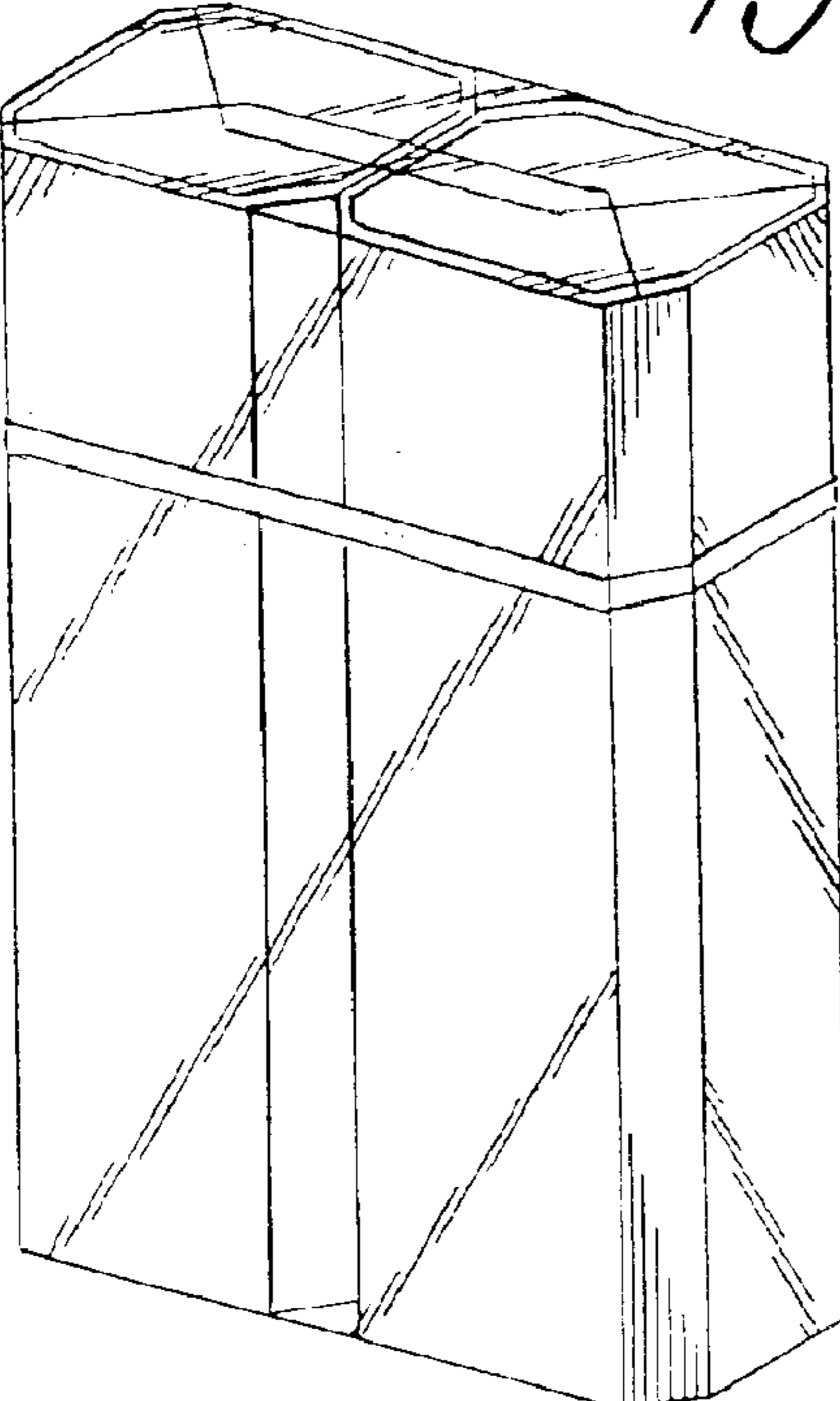
*Fig. 6.*



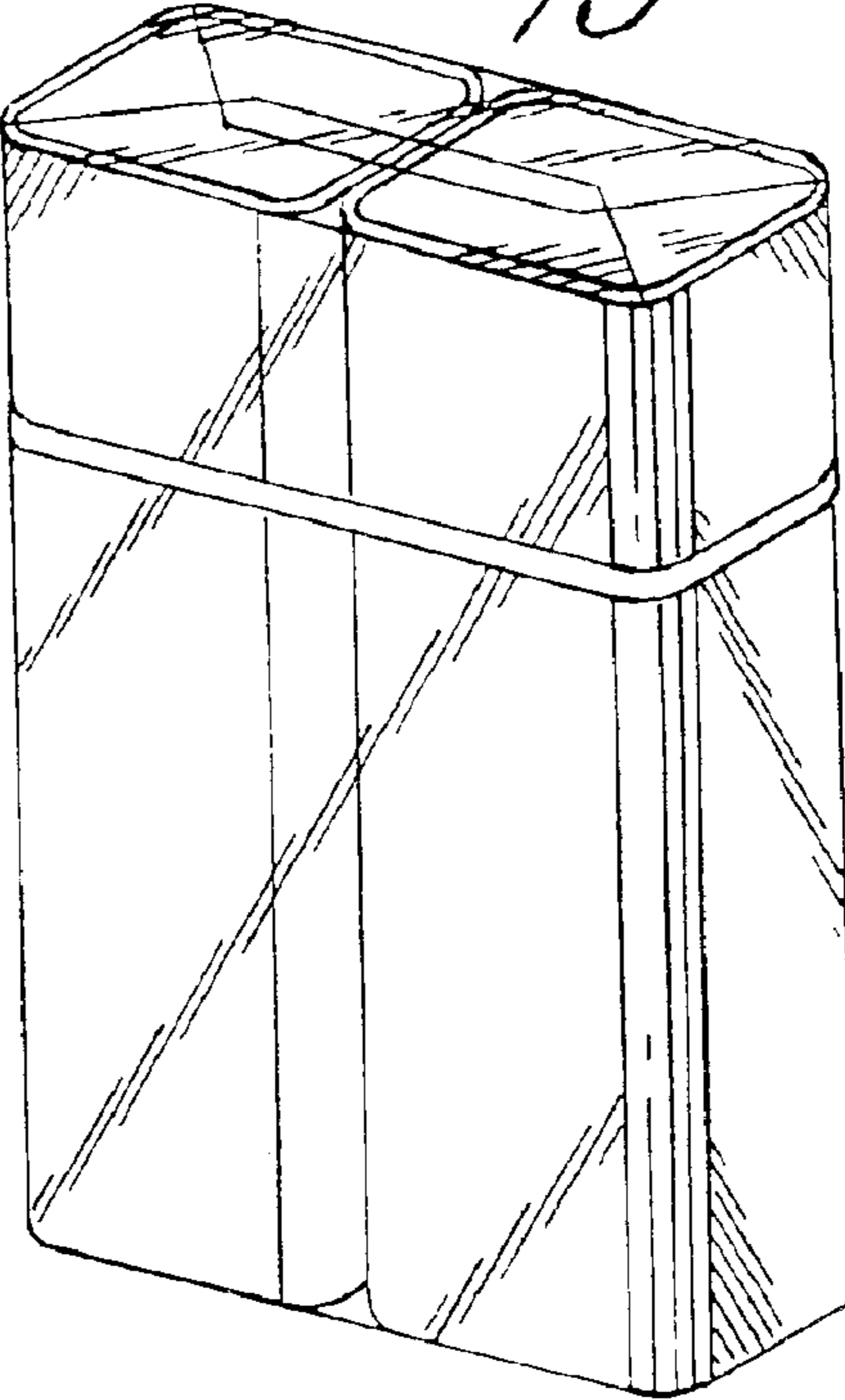
*Fig. 5.*



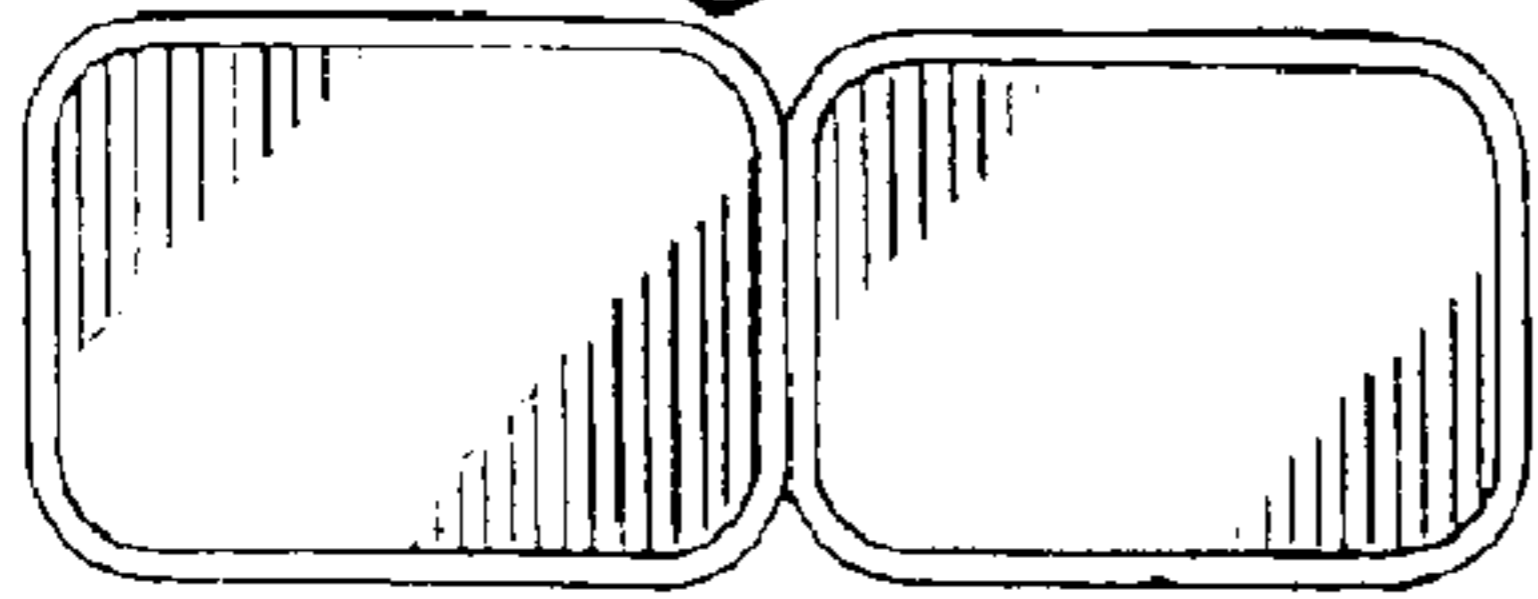
*Fig. 7.*




*Fig. 12.*




*Fig. 11.*



*Fig. 9.*



*Fig. 10.*



*Fig. 8.*

