

US00D509616S

(12) **United States Design Patent**
Hetfield

(10) **Patent No.:** **US D509,616 S**

(45) **Date of Patent:** **** Sep. 13, 2005**

(54) **LUMINAIRE**

(75) **Inventor:** **Margaret L. Hetfield, Bristol, RI (US)**

(73) **Assignee:** **Genlyte Thomas Group LLC,**
Louisville, KY (US)

(**) **Term:** **14 Years**

(21) **Appl. No.:** **29/218,844**

(22) **Filed:** **Dec. 7, 2004**

Related U.S. Application Data

(62) Division of application No. 29/190,288, filed on Sep. 16, 2003.

(51) **LOC (8) Cl.** **26-03**

(52) **U.S. Cl.** **D26/76**

(58) **Field of Search** D26/72, 75-79;
362/217-225, 337, 339

(56) **References Cited**

U.S. PATENT DOCUMENTS

D113,125 S	*	1/1939	Stewart	D26/76
2,202,266 A		5/1940	Phillips		
D130,059 S	*	10/1941	Herr	D26/78
D163,762 S	*	6/1951	McCann	D26/76
2,595,520 A	*	5/1952	Guerin	362/260
D280,346 S	*	8/1985	Aspenwall	D26/75
D286,206 S		10/1986	Joosten et al.		
D295,329 S	*	4/1988	Roos et al.	D26/75
D349,173 S		7/1994	Fellinger		
D356,382 S	*	3/1995	Jaksich	D26/75
5,765,939 A	*	6/1998	Tanner, Jr.	362/219
5,988,829 A		11/1999	Holder		
6,135,613 A	*	10/2000	Bodell et al.	362/223

D438,326 S	*	2/2001	Kan	D26/76
D440,343 S		4/2001	Littman		
D443,945 S		6/2001	Littman		
D445,943 S		7/2001	Littman		
D455,518 S		4/2002	Littman		
D457,679 S		5/2002	Littman		
6,382,817 B1	*	5/2002	Chelf	362/322
D459,014 S	*	6/2002	Chen	D26/85
D460,835 S	*	7/2002	Chen	D26/85

* cited by examiner

Primary Examiner—Clare E Heflin

(74) *Attorney, Agent, or Firm*—Middleton Reutlinger

(57) **CLAIM**

The ornamental design for luminaire, as shown and described.

DESCRIPTION

FIG. 1 is a front view of the luminaire showing a first embodiment of my new design;

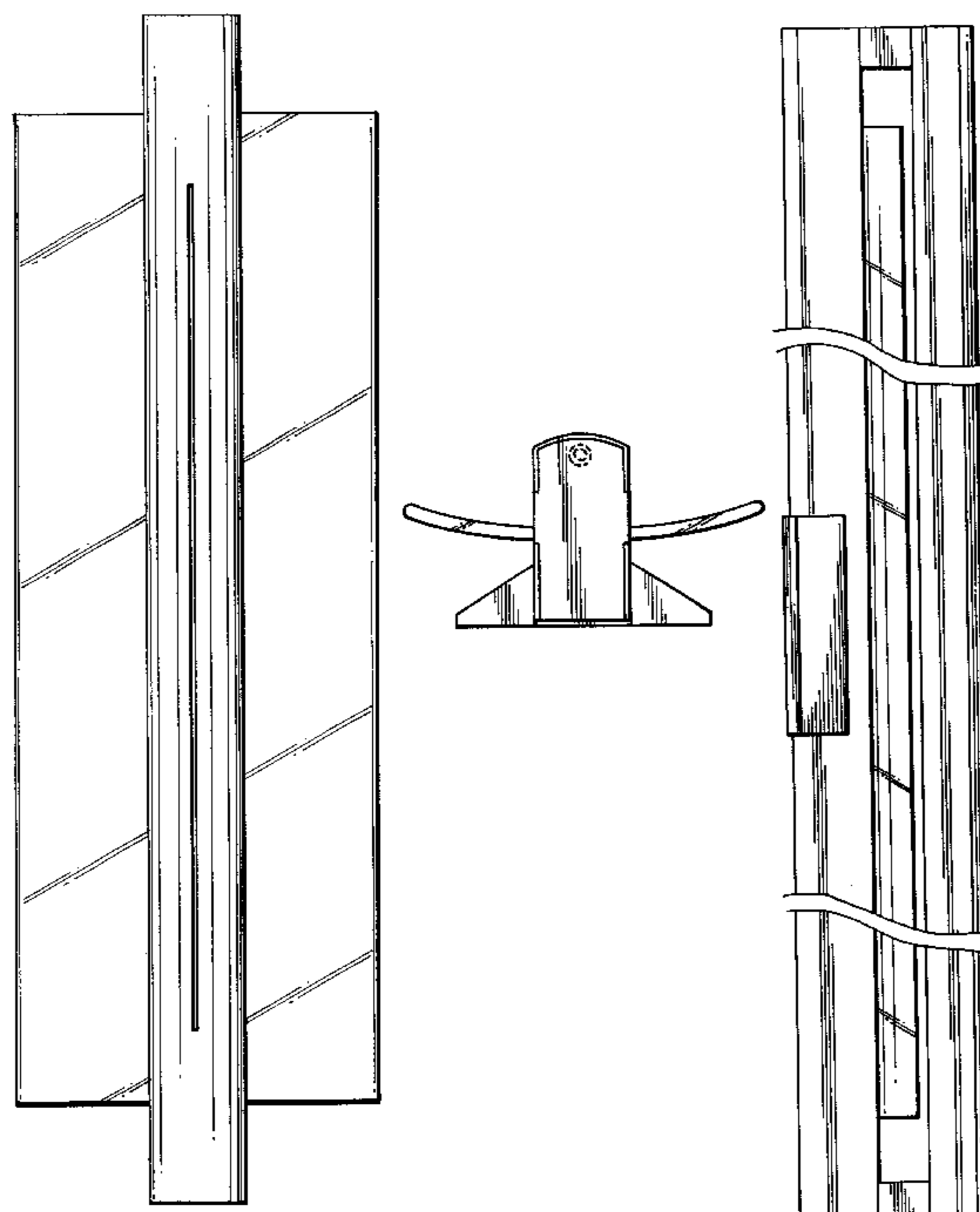
FIG. 2 is a back view thereof;

FIG. 3 is a left side view thereof. The right side view is a mirror image of the left side view and therefore, has been omitted;

FIG. 4 is a top view thereof. The bottom view is a mirror image of the top view and therefore, has been omitted; and, FIG. 5 is a left side view of the luminaire showing a second embodiment of my new design wherein the length of the luminaire is indeterminate. With the exception of length, it is understood that all of the views are identical to the views of the first embodiment.

The broken line showing of environmental structure is for illustrative purposes only and forms no part of the claimed design.

1 Claim, 5 Drawing Sheets



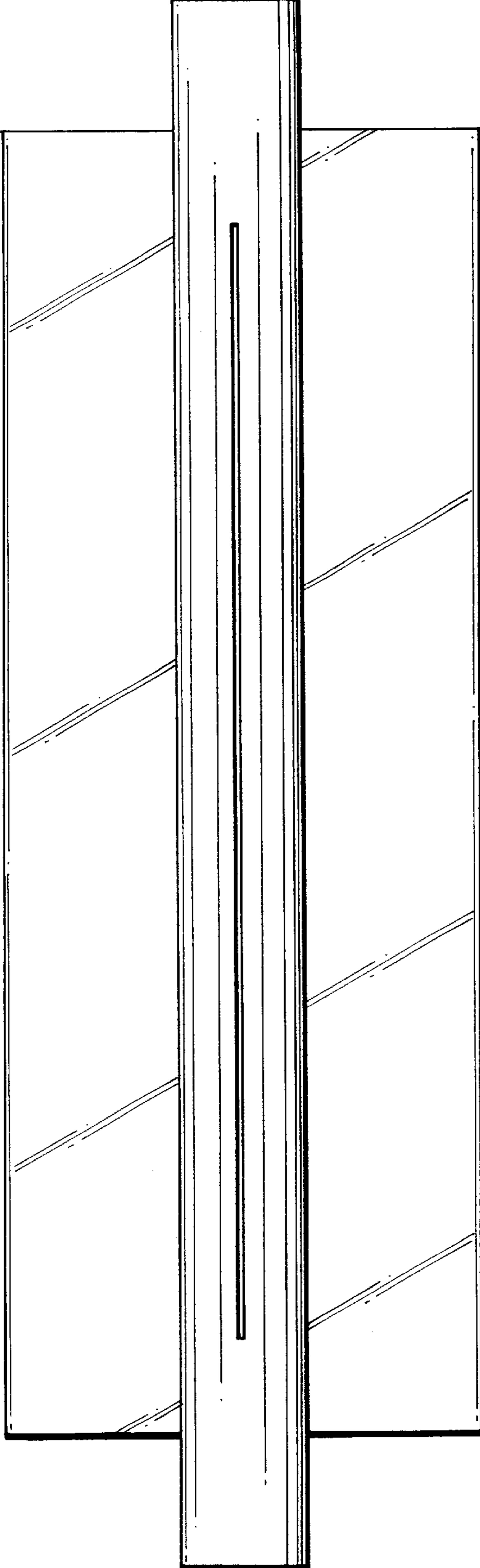


FIG. 1

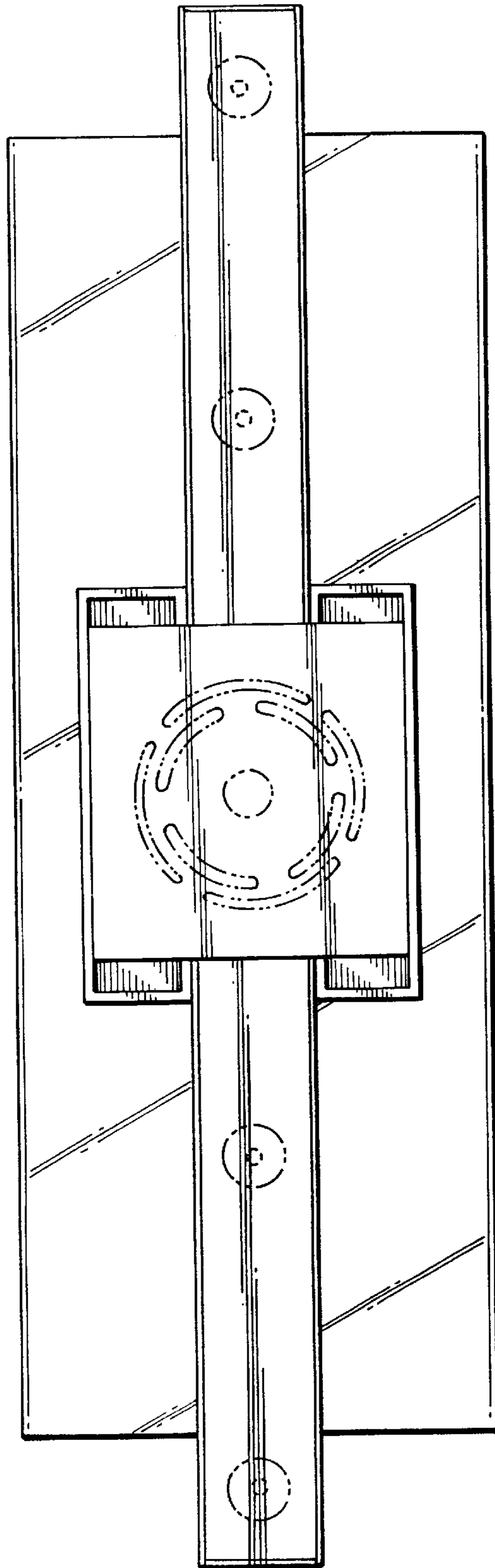


FIG. 2




FIG. 3

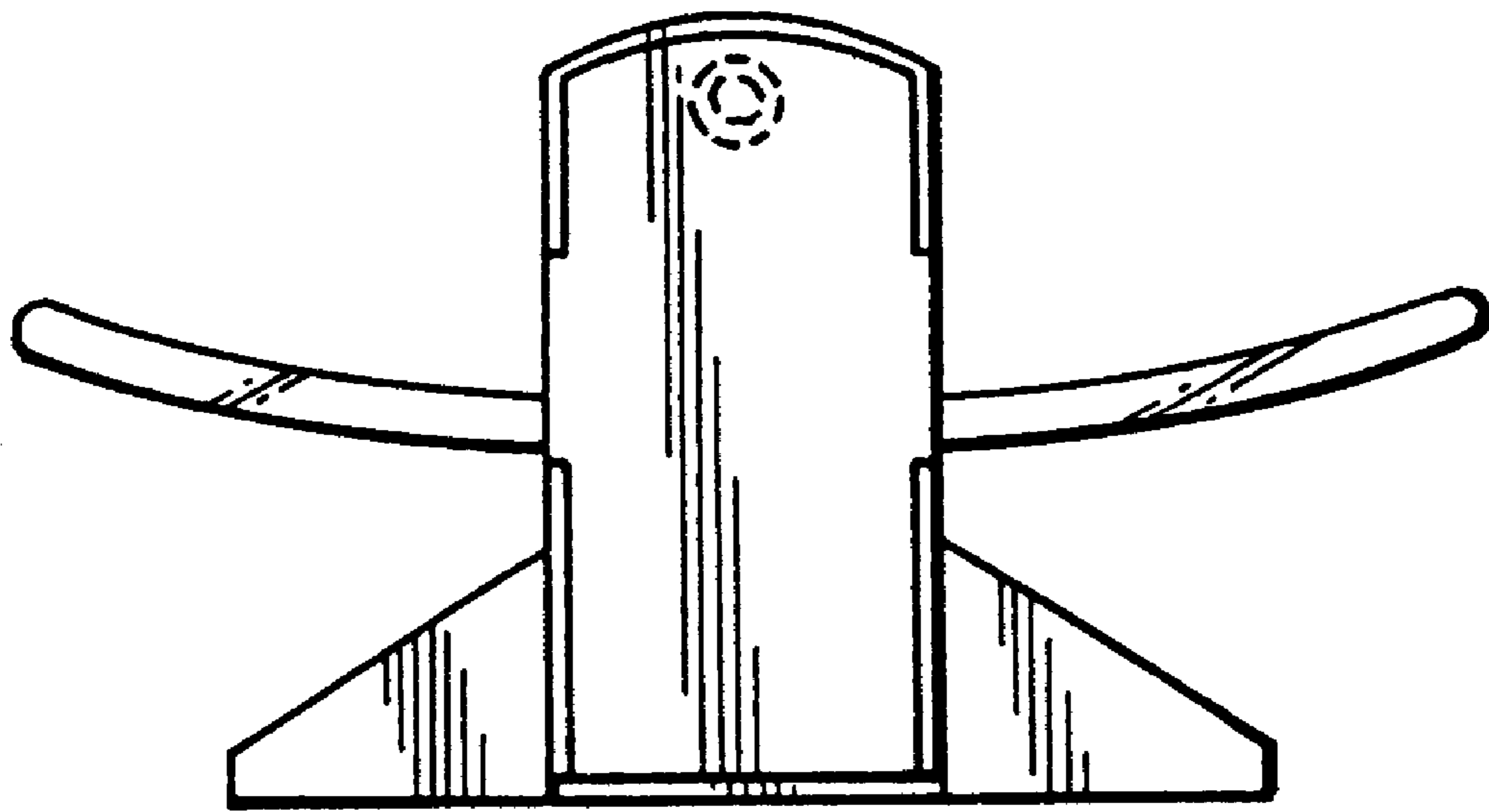


FIG. 4

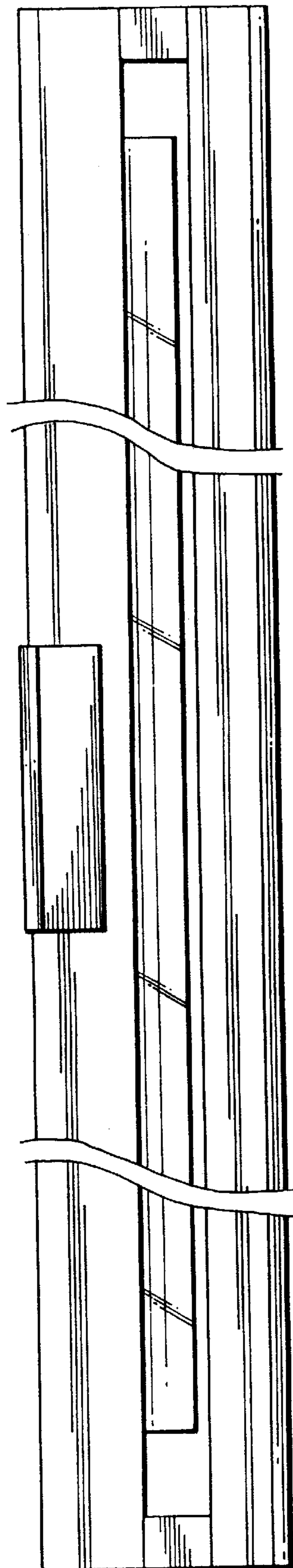


FIG. 5