

US00D509610S

(12) **United States Design Patent**
Foo

(10) **Patent No.:** **US D509,610 S**

(45) **Date of Patent:** **** Sep. 13, 2005**

(54) **LAMPS**

D472,986 S * 4/2003 Kim D26/28

(75) **Inventor:** **Onn Fah Foo**, Kowloon (HK)

* cited by examiner

(73) **Assignee:** **Mass Technology (H.K.) Limited**,
Kowloon (HK)

Primary Examiner—Marcus A. Jackson

(74) *Attorney, Agent, or Firm*—Rabin & Berdo, P.C.

(**) **Term:** **14 Years**

(57) **CLAIM**

The ornamental design for lamps, as shown and described.

(21) **Appl. No.:** **29/207,973**

DESCRIPTION

(22) **Filed:** **Jun. 23, 2004**

(51) **LOC (8) Cl.** **26-06**

(52) **U.S. Cl.** **D26/28**

(58) **Field of Search** D26/28-36; 362/459,
362/460, 462, 464, 465, 466, 541-543,
548

FIG. 1 is a front view of lamps showing my new design;

FIG. 2 is a rear view thereof;

FIG. 3 is a left side view thereof;

FIG. 4 is a right side view thereof;

FIG. 5 is a top view thereof;

FIG. 6 is a bottom view thereof;

FIG. 7 is a perspective view in an exploded condition; and,

FIG. 8 is a front elevational view thereof, with the broken line showing for illustrative purposes only and forming no part of the claimed design.


(56) **References Cited**

U.S. PATENT DOCUMENTS

D443,939 S * 6/2001 Thomas D26/28

D447,825 S * 9/2001 Lee D26/28

1 Claim, 5 Drawing Sheets






Fig. 1




Fig. 2



Fig. 3



Fig. 4




Fig. 5




Fig. 6

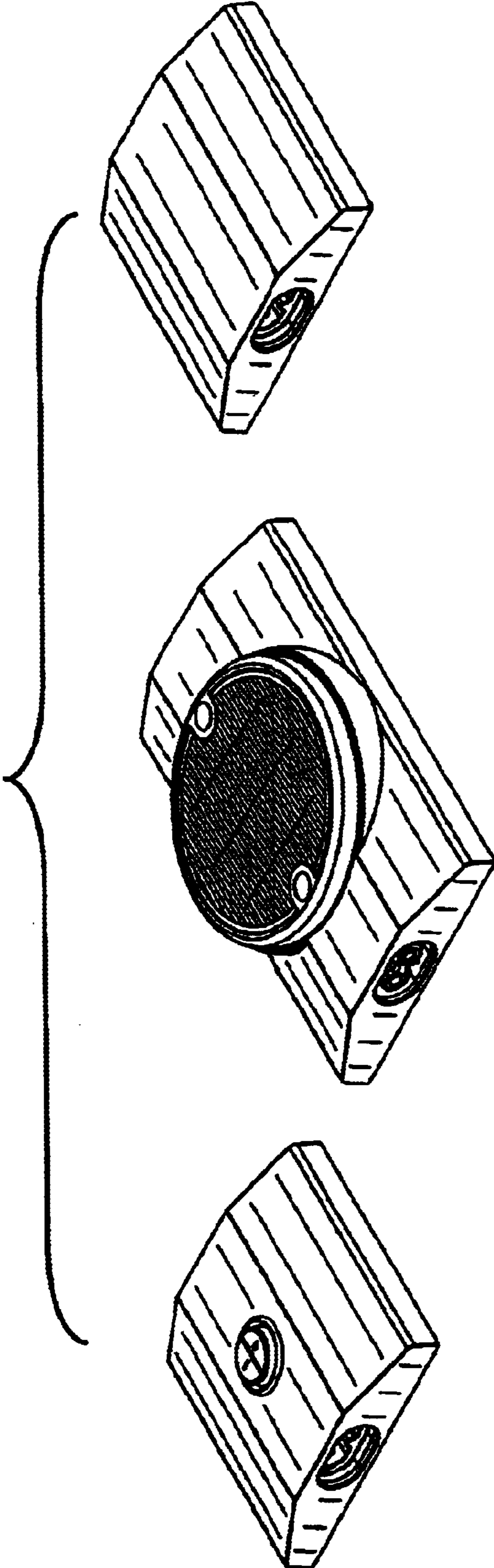


Fig. 7




FIG. 8