

US00D509603S

(12) **United States Design Patent**
Rosian

(10) **Patent No.:** **US D509,603 S**

(45) **Date of Patent:** **** Sep. 13, 2005**

(54) **ROUND POST CAP**

(76) Inventor: **Michael J. Rosian**, P.O. Box 1041,
Orland Park, IL (US) 60462

(**) Term: **14 Years**

(21) Appl. No.: **29/200,166**

(22) Filed: **Feb. 24, 2004**

(51) **LOC (8) Cl.** **25-01**

(52) **U.S. Cl.** **D25/135**

(58) **Field of Search** **D25/133, 135;**
52/721.5, 723.2; 256/65.01, 65.02, 65.04,
65.05, 65.06

(56) **References Cited**

U.S. PATENT DOCUMENTS

4,551,792 A	11/1985	Hoke et al.	362/362
4,703,403 A	10/1987	Smith et al.	362/268
4,951,184 A	8/1990	Makurof	362/362
D397,484 S	8/1998	Ballard	D26/85
5,788,224 A *	8/1998	Platt	256/66
D398,412 S	9/1998	Metcheat, III	D26/68
5,853,167 A	12/1998	West et al.	256/66
D460,571 S *	7/2002	Schimmelpfennig	D25/135
6,505,950 B1	1/2003	Natoli et al.	362/146

6,581,335 B2	6/2003	Grant	52/28
6,585,398 B1	7/2003	Haddad	362/328
2002/0148183 A1	10/2002	Grant	52/300

* cited by examiner

Primary Examiner—Doris Clark

(74) *Attorney, Agent, or Firm*—McAndrews, Held & Malloy, Ltd.

(57) **CLAIM**

I claim the ornamental design for the round post cap, as shown and described.

DESCRIPTION

The cap has an opening that receives a end (usually a top) of a post. The cap is associated with deck posts and the bottom of the cap is intended to be used with lighting elements.

FIG. 1 is an isometric view of a round post cap according to the present invention;


FIG. 2 is a top view of the round post cap;

FIG. 3 is a bottom view of the round post cap; and,

FIG. 4 is a side view of the round post cap.

Side views for the round post cap will generally be the same.

1 Claim, 3 Drawing Sheets






FIG. 1

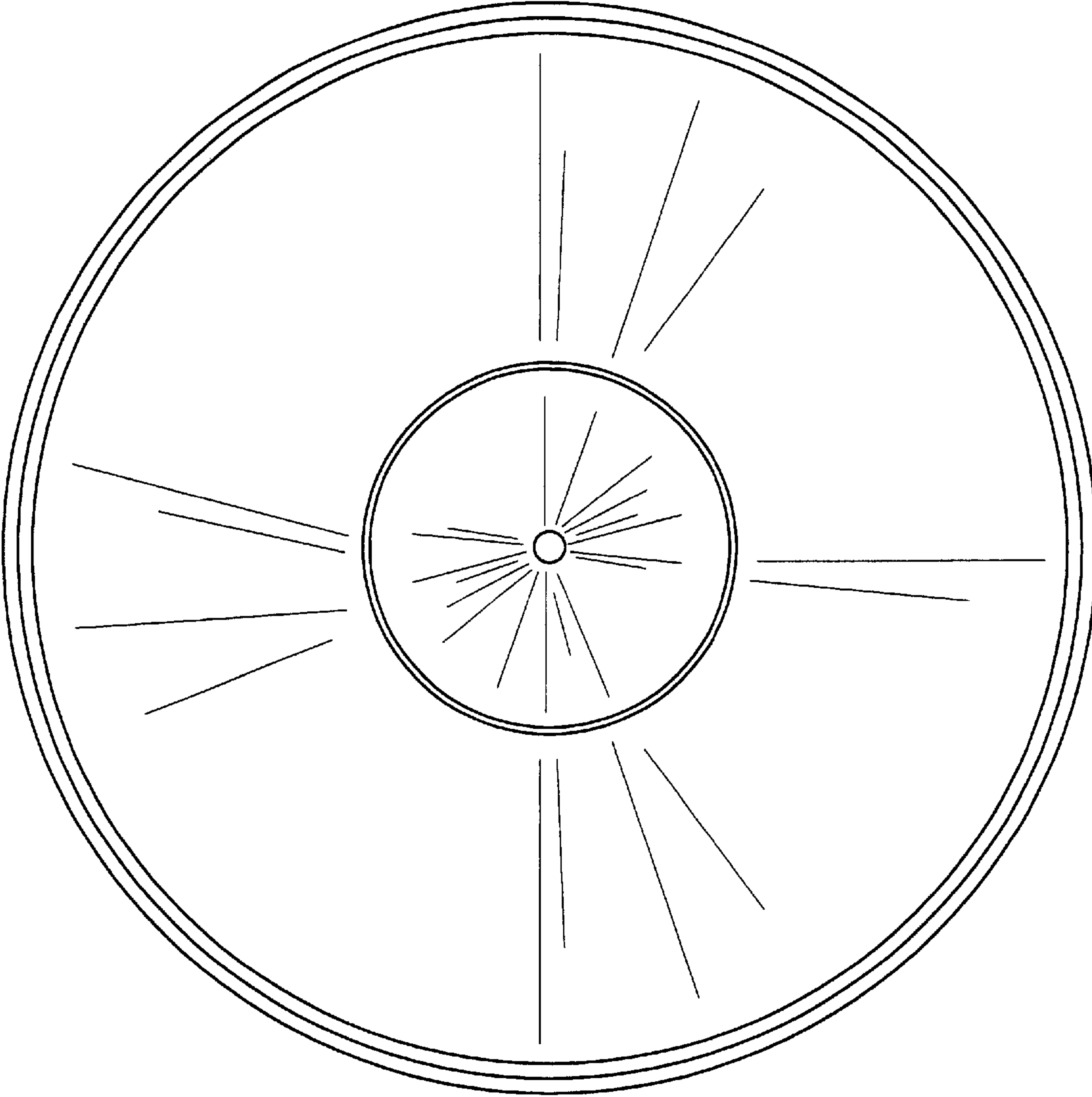


FIG. 2




FIG. 3




FIG. 4