

US00D509598S

(12) **United States Design Patent**  
**Hsu**

(10) **Patent No.:** **US D509,598 S**

(45) **Date of Patent:** **\*\* Sep. 13, 2005**

(54) **FRAME OF WINDOW/DOOR SHUTTER (I)**

D470,246 S \* 2/2003 Schrader ..... D25/119  
6,622,433 B2 \* 9/2003 Blachley ..... 49/506

(75) Inventor: **Ben Hsu**, Changhua Hsien (TW)

\* cited by examiner

(73) Assignee: **Ching Feng Blinds Ind. Co., Ltd.**,  
Changhua Hsien (TW)

*Primary Examiner*—Doris Clark  
(74) *Attorney, Agent, or Firm*—Troxell Law Office, PLLC

(\*\*) Term: **14 Years**

(57) **CLAIM**

(21) Appl. No.: **29/208,859**

The ornamental design for the “frame of window/door shutter (I),” as shown and described.

(22) Filed: **Jul. 8, 2004**

**DESCRIPTION**

(51) **LOC (8) Cl.** ..... **25-01**

(52) **U.S. Cl.** ..... **D25/119**

(58) **Field of Search** ..... D25/136, 119;  
49/74.1; 52/312, 473; 160/173 R, 371,  
173 V

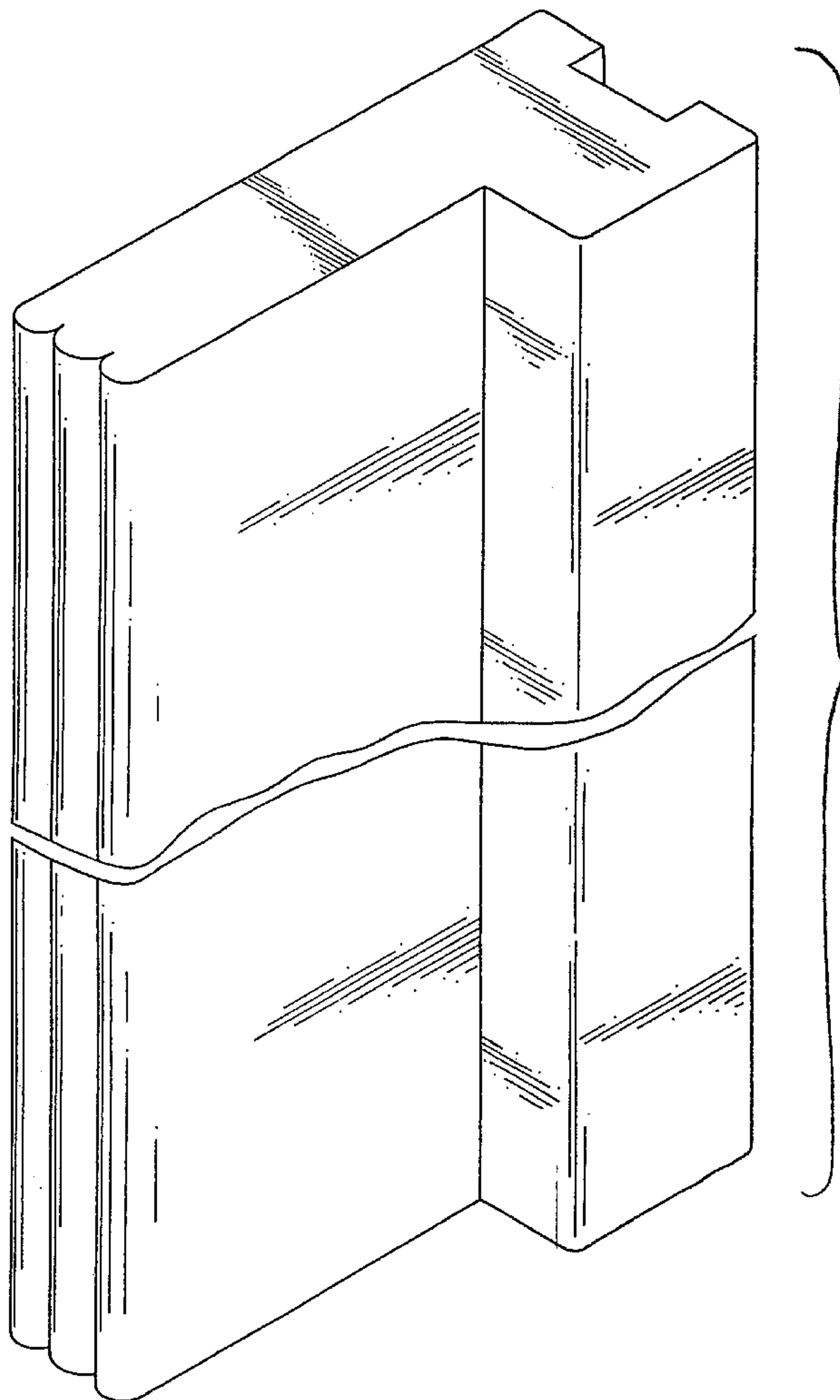
FIG. 1 is a perspective view of a frame of window/door shutter (I) showing my new design;  
FIG. 2 is a front view thereof;  
FIG. 3 is a rear view thereof;  
FIG. 4 is a left side view thereof;  
FIG. 5 is a right side view thereof; and,  
FIG. 6 is a top view thereof the bottom is identical thereto.  
The claimed design is broken in the center indicating indeterminate length.

(56) **References Cited**

**U.S. PATENT DOCUMENTS**

6,499,264 B2 \* 12/2002 Swapp ..... 52/312  
D470,245 S \* 2/2003 Schrader ..... D25/119

**1 Claim, 5 Drawing Sheets**






FIG. 1

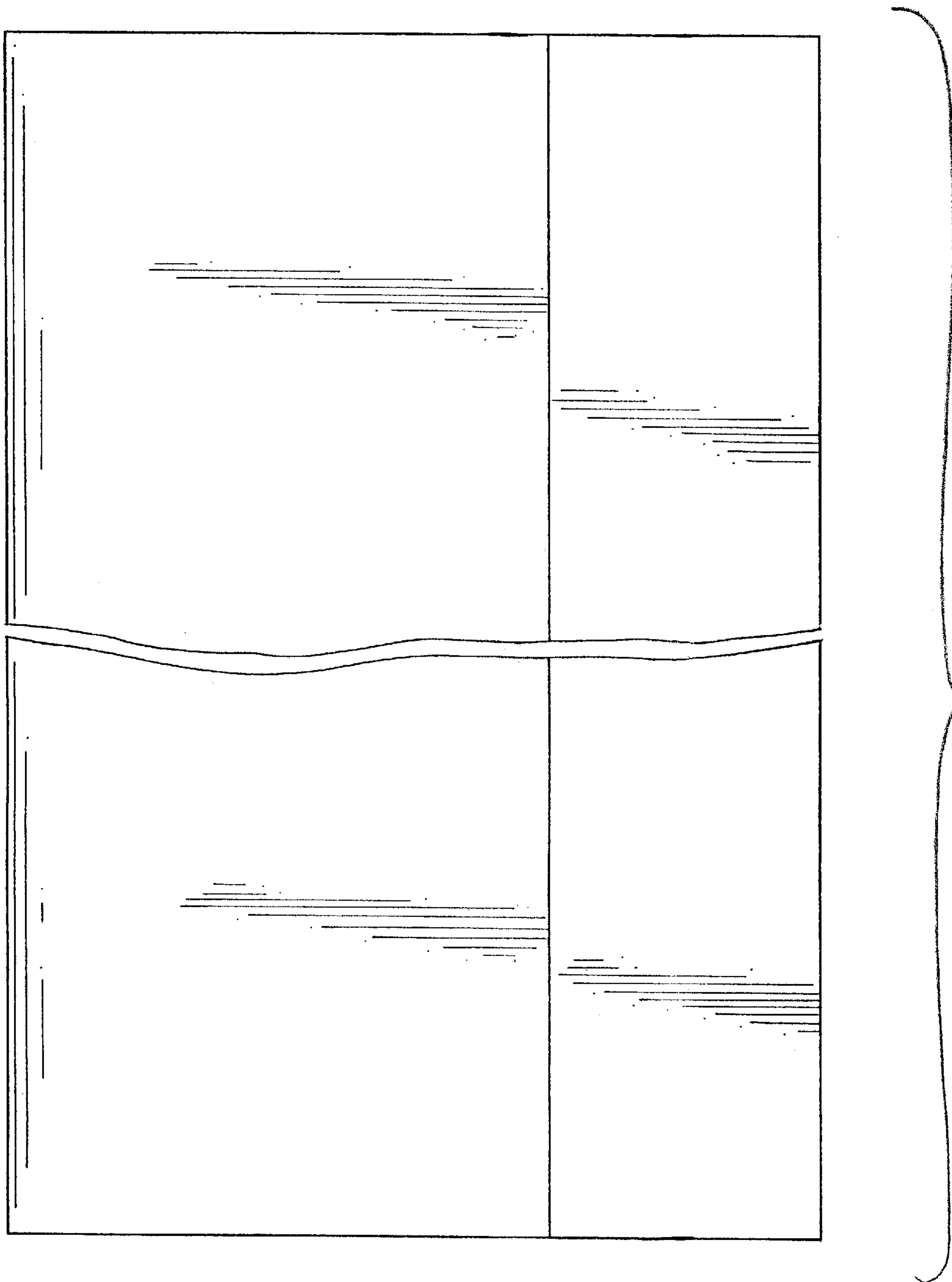


FIG. 2




FIG. 3

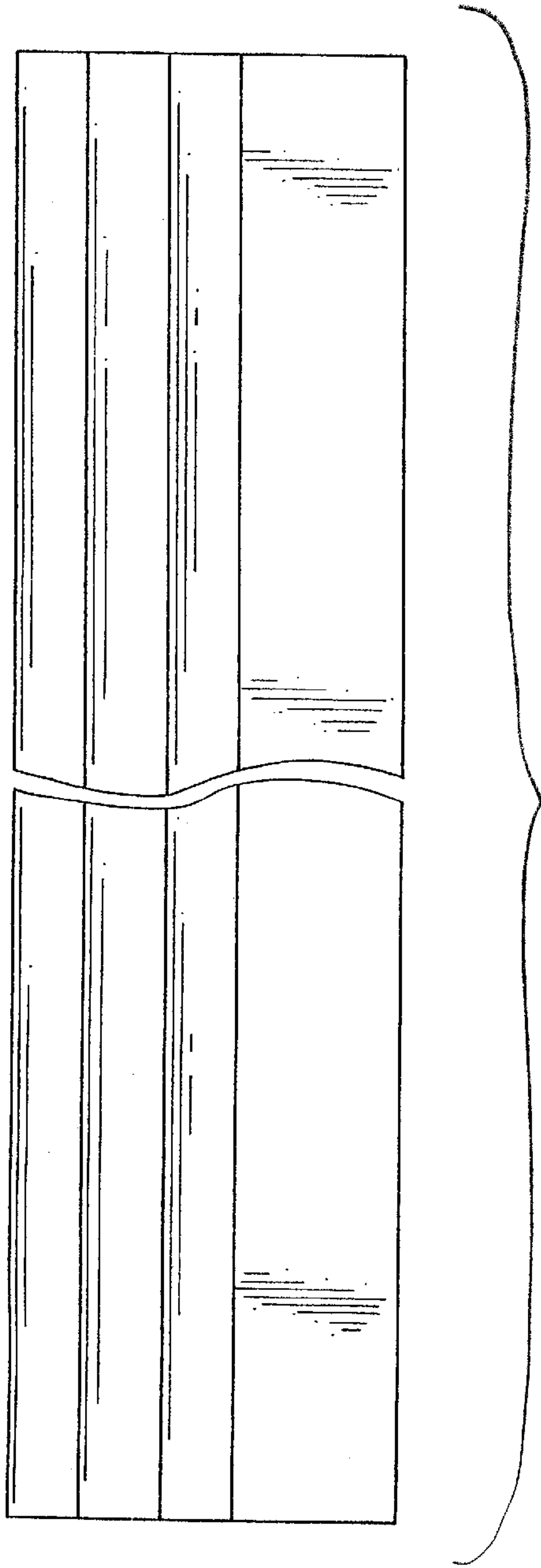


FIG. 4

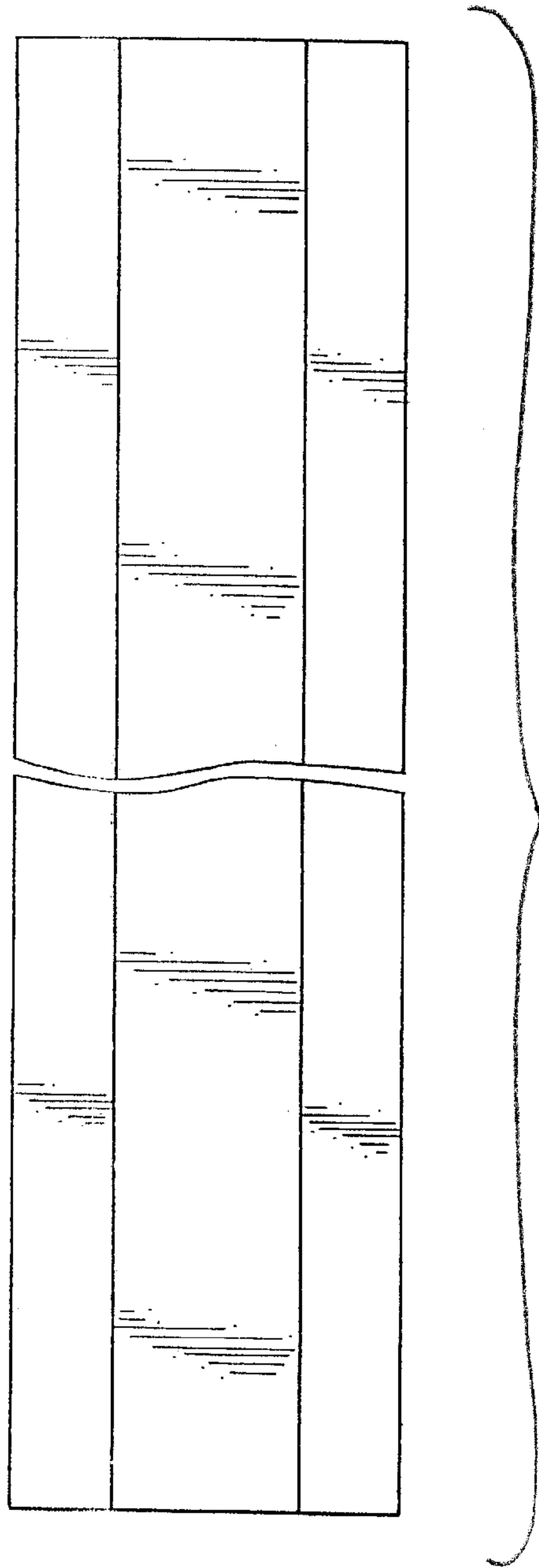


FIG. 5

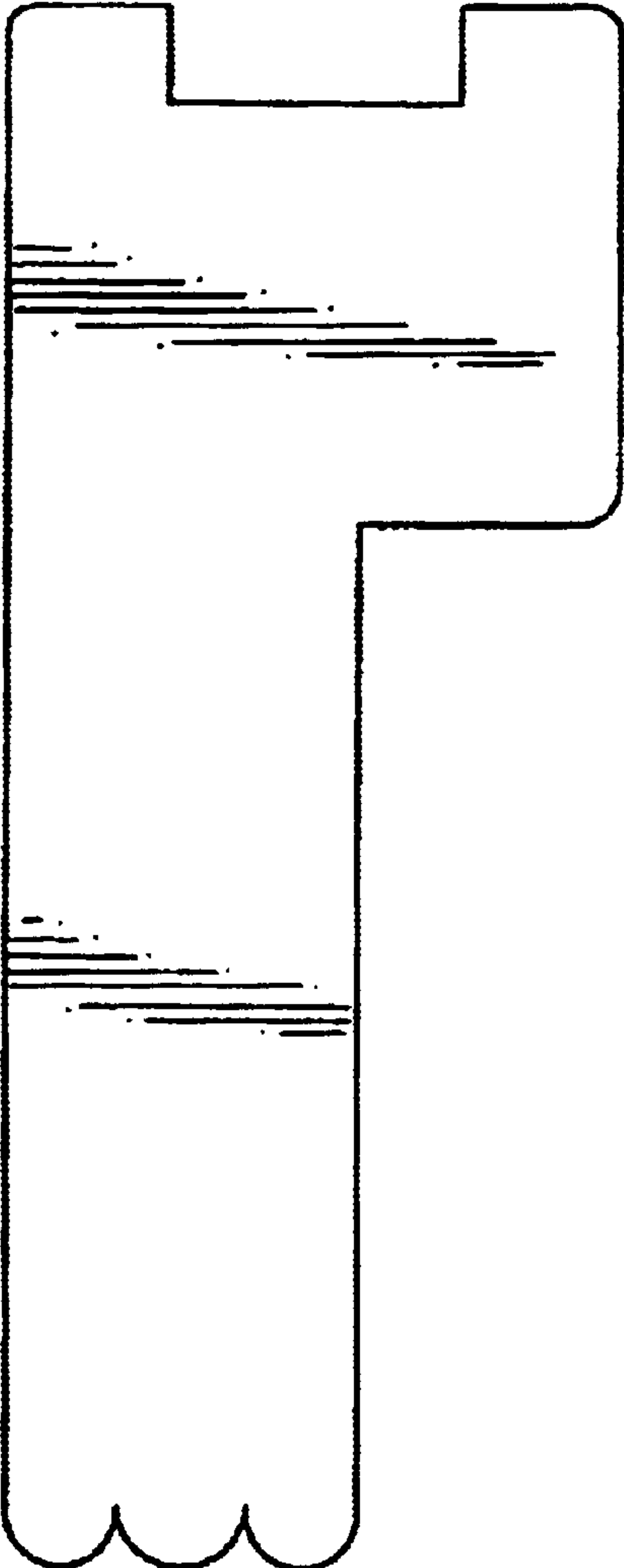


FIG. 6