



US00D509594S

(12) **United States Design Patent**
Curtas et al.

(10) **Patent No.:** **US D509,594 S**

(45) **Date of Patent:** **** Sep. 13, 2005**

(54) **RAILING**

D446,315 S * 8/2001 Forbis D25/38

(75) Inventors: **Luke D. Curtas**, Fredericksburg, VA
(US); **Sidney S. Hendrix**,
Fredericksburg, VA (US)

* cited by examiner

Primary Examiner—Doris Clark

(74) *Attorney, Agent, or Firm*—Jeffrey D. Carter

(73) Assignee: **Mid Atlantic Vinyl Products, Inc.**,
Fredericksburg, VA (US)

(57) **CLAIM**

The ornamental design of a railing, as shown and described.

(**) Term: **14 Years**

DESCRIPTION

(21) Appl. No.: **29/212,308**

The disclosed railing may be used in fencing, decking,
and/or other applications.

(22) Filed: **Aug. 30, 2004**

FIG. 1 is a perspective view of the railing of the present
invention;

(51) **LOC (8) Cl.** **25-02**

(52) **U.S. Cl.** **D25/38**

FIG. 2 is a front view thereof, the rear view being identical
to the front view;

(58) **Field of Search** D25/126, 38; 52/745.05;
256/59, 13.1

FIG. 3 is a right side view thereof, the left side view being
identical to the right side view;

(56) **References Cited**


FIG. 4 is a top view thereof; and,

FIG. 5 is a bottom view thereof.

U.S. PATENT DOCUMENTS

3,982,735 A * 9/1976 Fornells 256/59

1 Claim, 5 Drawing Sheets






FIG. 1




FIG. 2




FIG. 3

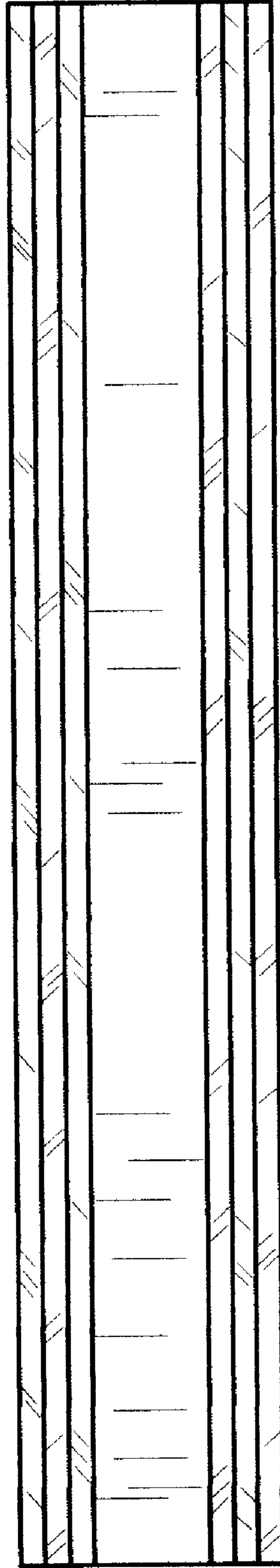


FIG. 4




FIG. 5