



US00D509586S

(12) **United States Design Patent**  
**Lee**

(10) **Patent No.: US D509,586 S**  
(45) **Date of Patent: \*\* Sep. 13, 2005**

- (54) **I.V. SHOE**
- (76) **Inventor: Teresa Ann Lee, 1302 Fulbright Ave., Redlands, CA (US) 92373**
- (\*\*) **Term: 14 Years**
- (21) **Appl. No.: 29/194,955**
- (22) **Filed: Jan. 3, 2005**
- (51) **LOC (8) Cl. .... 24-04**
- (52) **U.S. Cl. .... D24/128; D24/192**
- (58) **Field of Search .... D24/128, 190, D24/192; D2/896, 916, 919, 940, 943, 960; 36/110, 88, 11.5; 602/65, 23, 3; 128/869, 882, 892, 877, DIG. 6, DIG. 26**

- D352,784 S \* 11/1994 Cohen et al. .... D24/192
- 5,367,789 A 11/1994 Lamont
- 5,470,037 A 11/1995 Willis
- D376,429 S \* 12/1996 Antar ..... D24/192
- 6,129,703 A 10/2000 Beneke

\* cited by examiner

*Primary Examiner*—Ian Simmons  
*Assistant Examiner*—Daniel Yu

(57) **CLAIM**

The ornamental design for an I.V. shoe, as shown and described.


**DESCRIPTION**

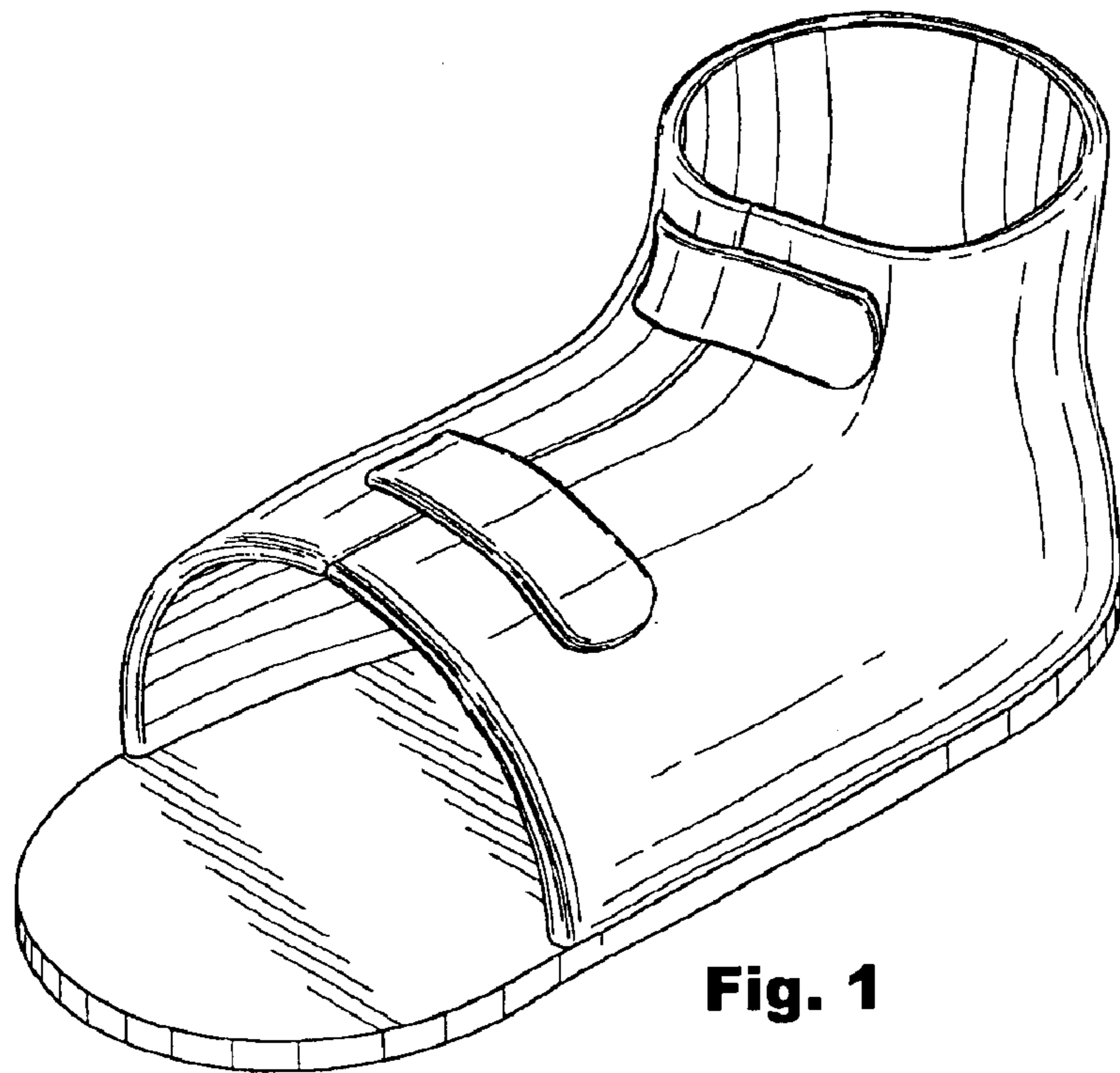
FIG. 1 is a perspective view of the I.V. shoe, in accordance with the invention;  
FIG. 2 is a perspective view depicting the bottom and rear of the I.V. shoe thereof;  
FIG. 3 is an elevational top view thereof; and,  
FIG. 4 is an elevational front view thereof.

(56) **References Cited**  
**U.S. PATENT DOCUMENTS**

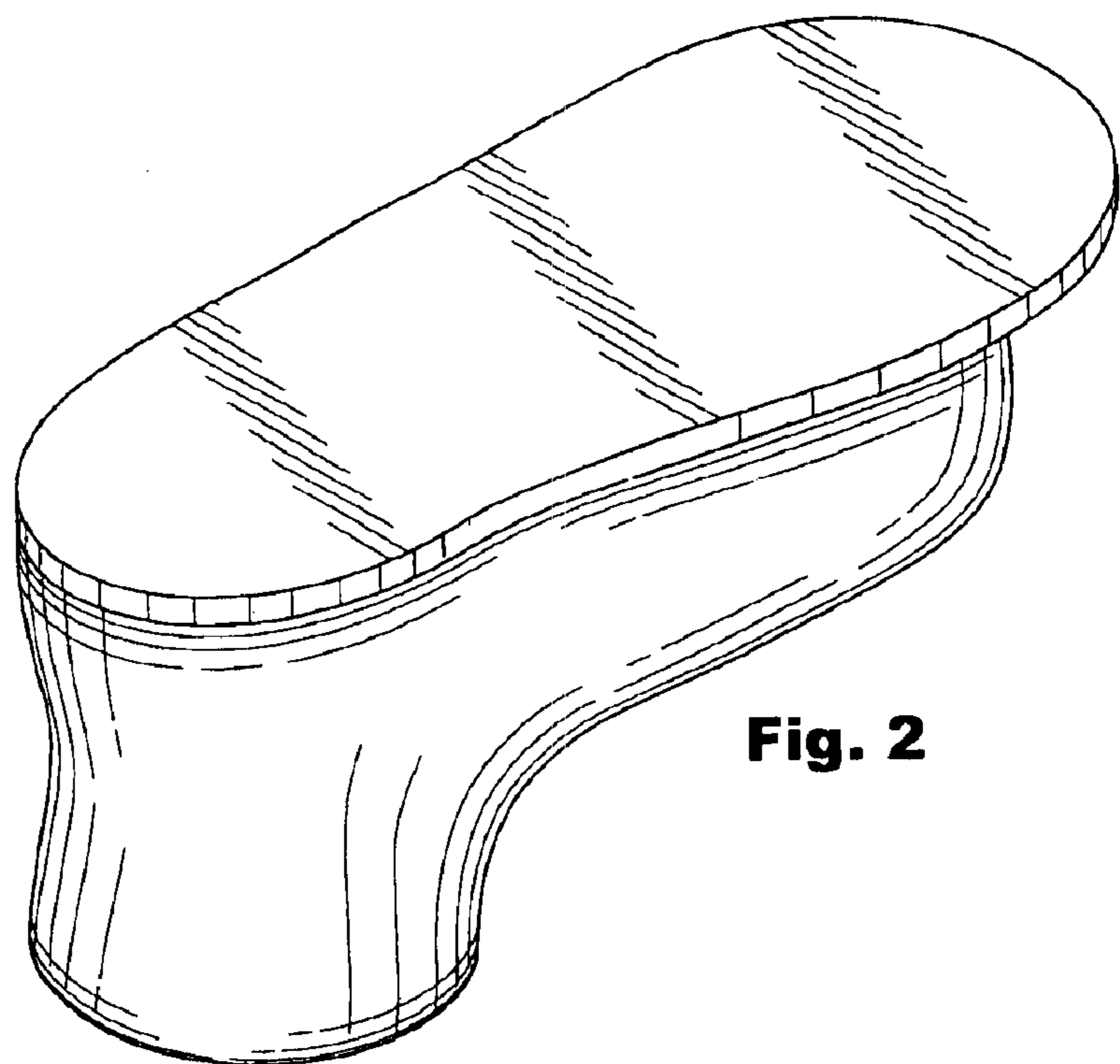
- D262,580 S \* 1/1982 Munschy ..... D2/943
- 4,369,588 A 1/1983 Berguer
- 4,478,214 A 10/1984 Lamont
- 4,852,844 A 8/1989 Villaveces

**1 Claim, 2 Drawing Sheets**

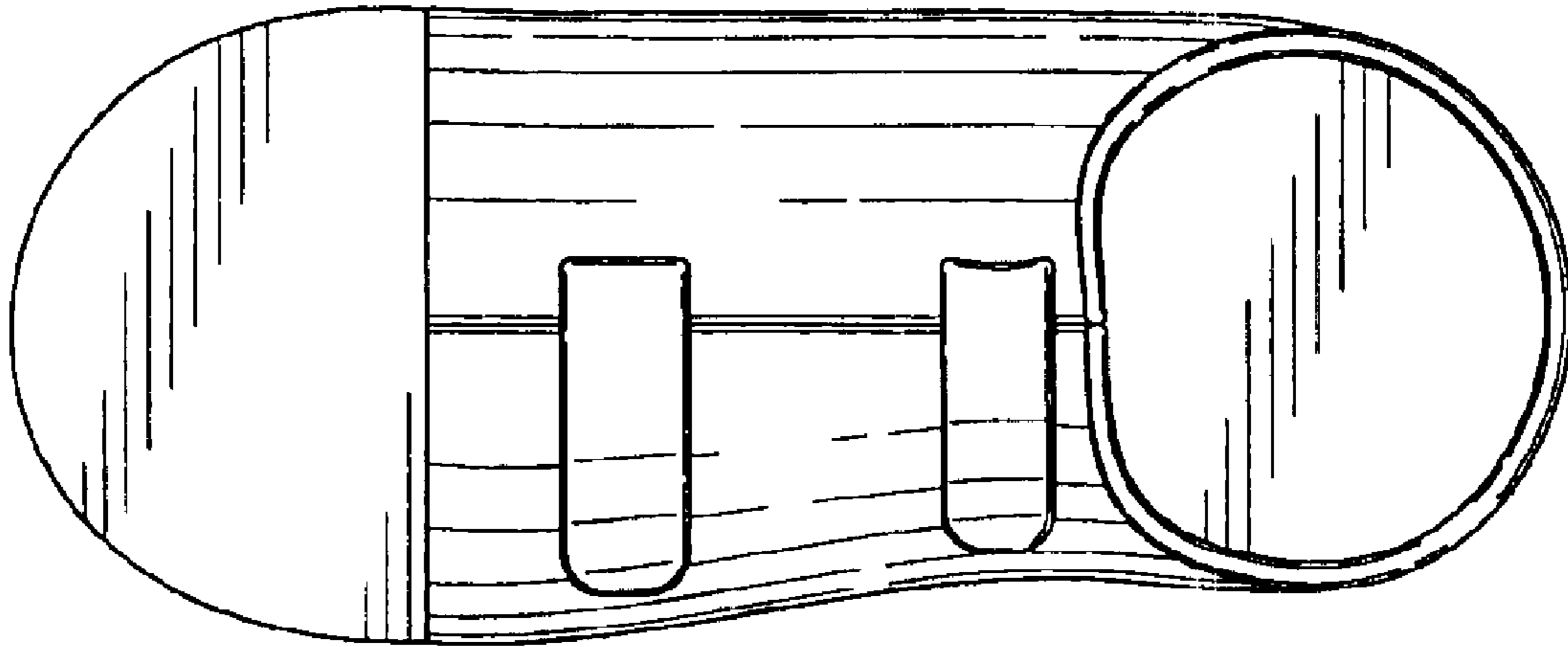




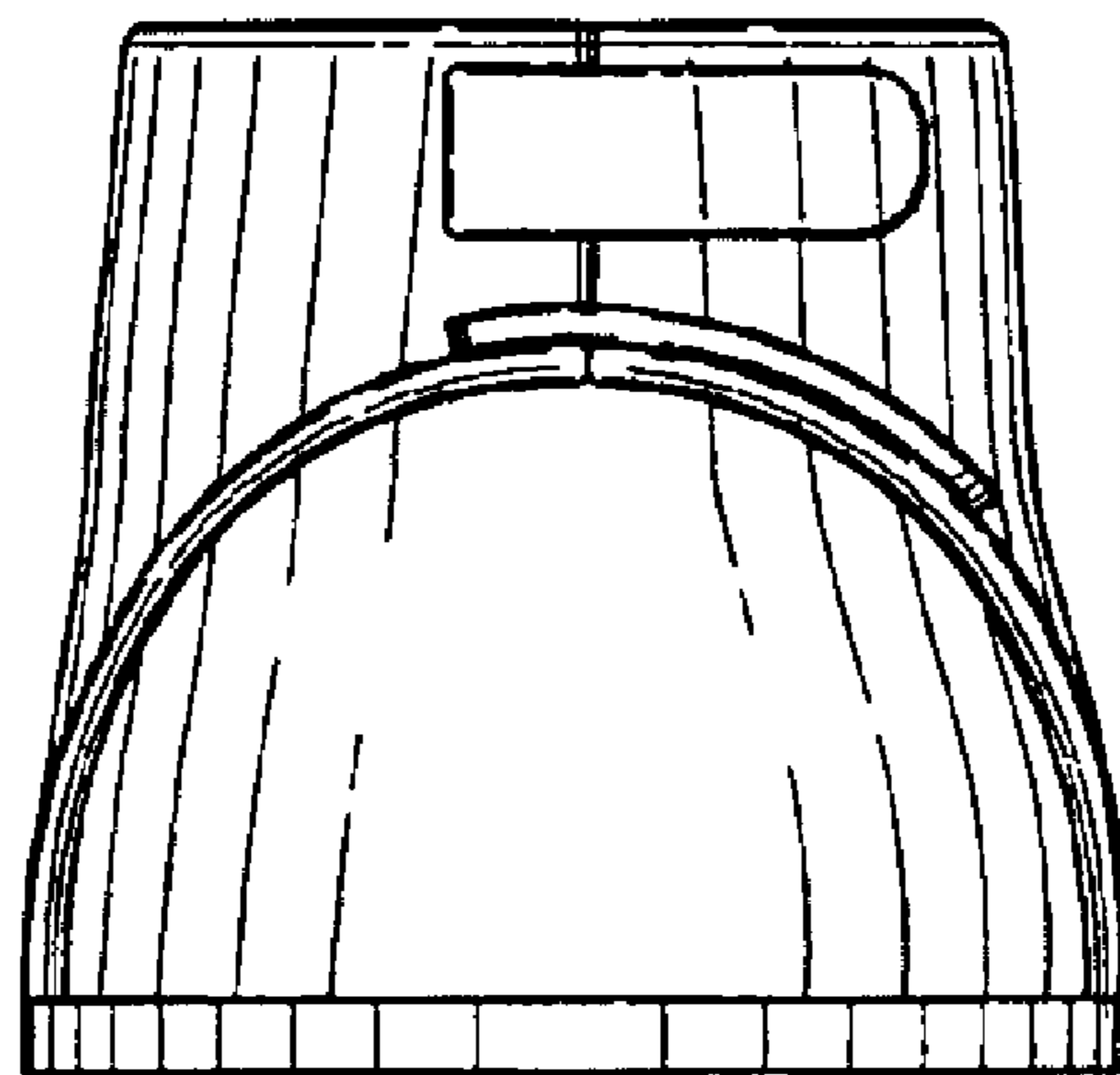
**Fig. 1**



**Fig. 2**



**Fig. 3**



**Fig. 4**