

US00D509585S

(12) **United States Design Patent**
Kling et al.

(10) **Patent No.: US D509,585 S**
(45) **Date of Patent: ** Sep. 13, 2005**

(54) **HANDLE FOR A DENTAL WATER JET**

D486,573 S * 2/2004 Callaghan et al. D24/111
D489,183 S * 5/2004 Akahori et al. D4/101

(75) Inventors: **Bjorn Kling**, Frankfurt am Main (DE);
Peter Hartwein, Kronberg (DE)

FOREIGN PATENT DOCUMENTS

(73) Assignee: **Braun GmbH**, Kronberg (DE)

DE 96 01 935 11/1997

(**) Term: **14 Years**

* cited by examiner

(21) Appl. No.: **29/187,534**

Primary Examiner—Ian Simmons

(22) Filed: **Aug. 1, 2003**

(74) *Attorney, Agent, or Firm*—Fish & Richardson P.C.

(30) **Foreign Application Priority Data**

(57) **CLAIM**

Feb. 3, 2003 (WO) DM/063 454

The ornamental design for a handle for a dental water jet, as shown and described.

(51) **LOC (8) Cl.** **24-02**

DESCRIPTION

(52) **U.S. Cl.** **D24/111; D24/133**

FIG. 1 is a perspective view of a handle for a dental water jet from above, showing our design;

(58) **Field of Search** D24/111, 176,

FIG. 2 is a front view of the appliance thereof;

D24/133; D4/111, 101, 100; 601/162, 163,

FIG. 3 is a right side view of the appliance thereof

165; 433/89, 80, 81, 88

FIG. 4 is a rear view of the appliance thereof;

(56) **References Cited**

FIG. 5 is a left side view of the appliance thereof;

U.S. PATENT DOCUMENTS

FIG. 6 is a top plan view of the appliance thereof; and,

D318,918 S 8/1991 Hartwein

FIG. 7 is bottom plan view of the appliance thereof.

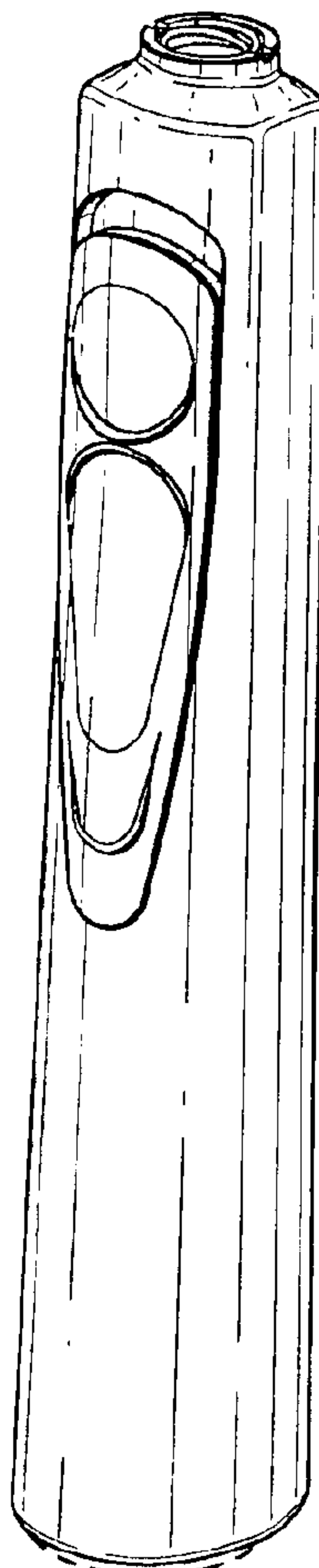
D435,905 S * 1/2001 Bachman et al. D24/111

The broken line showing is for illustrative purposes only and

D437,049 S * 1/2001 Hartwein D24/111

forms no part of the claimed design.

1 Claim, 1 Drawing Sheet



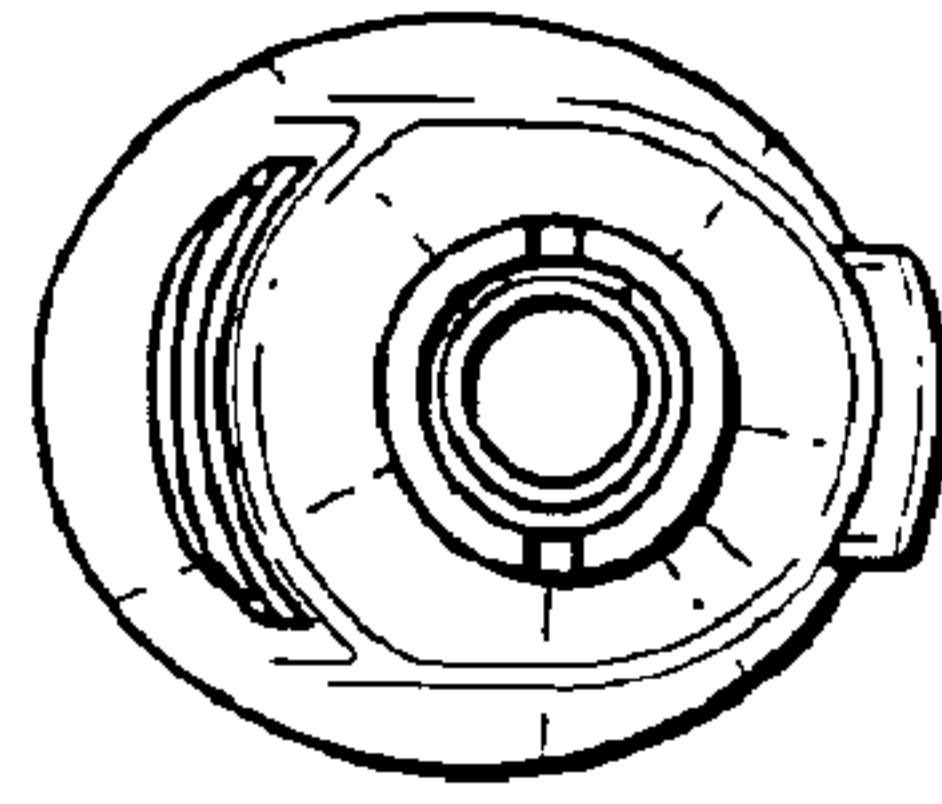


Fig. 6

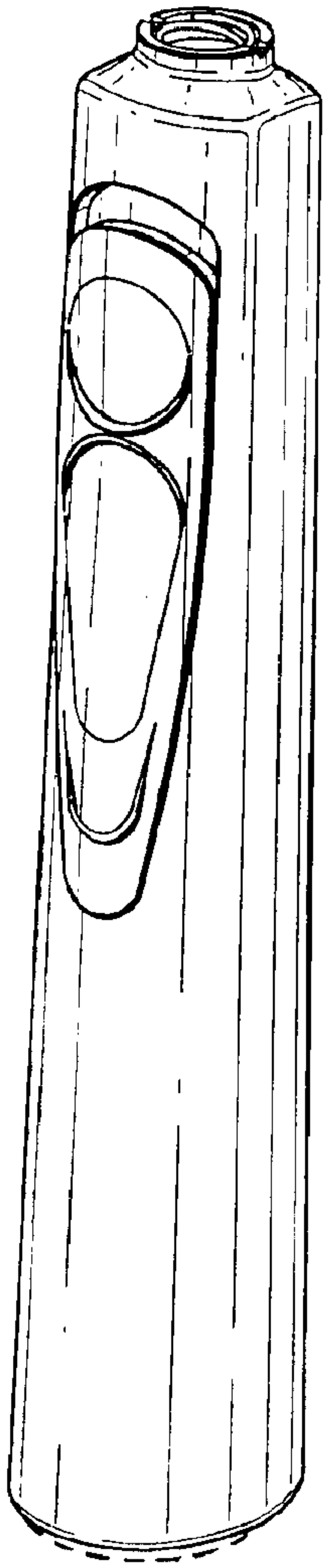


Fig. 1

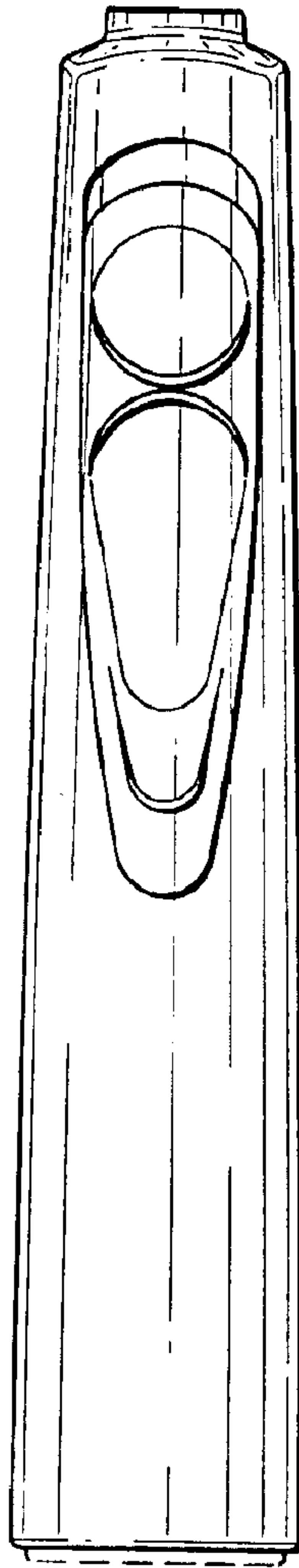


Fig. 2

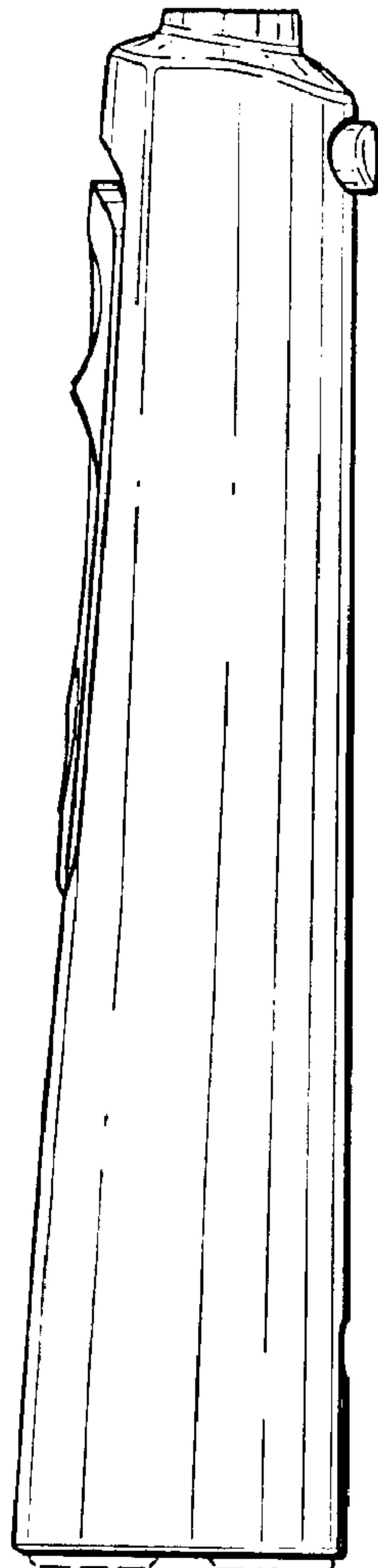


Fig. 3




Fig. 4

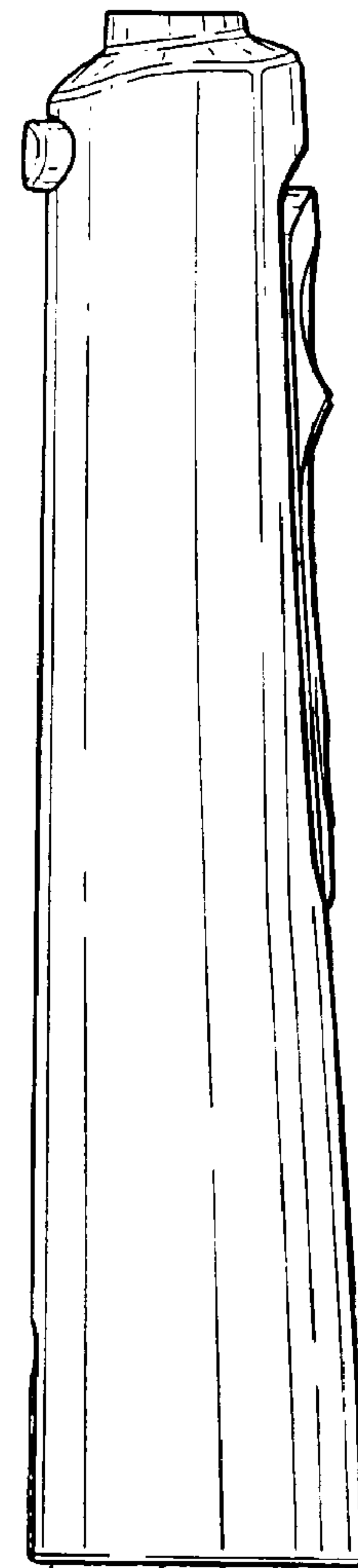


Fig. 5

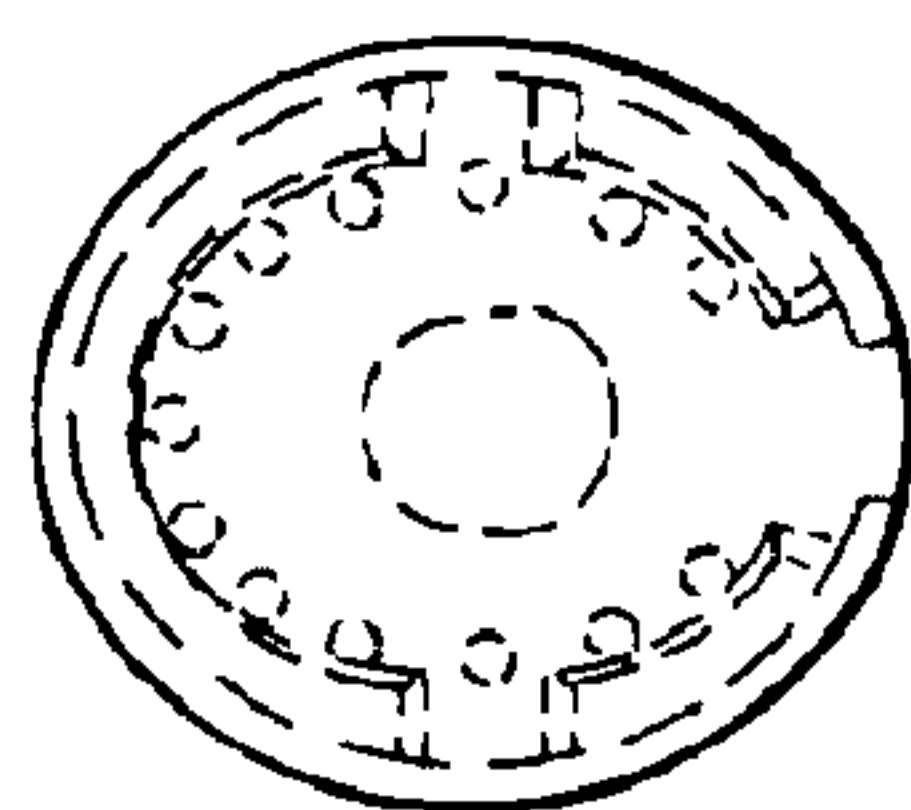


Fig. 7