

US00D509569S

(12) **United States Design Patent**
Svendsen et al.

(10) **Patent No.: US D509,569 S**

(45) **Date of Patent: ** Sep. 13, 2005**

(54) **FAUCET HANDLE**

(75) Inventors: **Sean W. Svendsen**, Columbus, OH (US); **Michael J. Painter**, Reynoldsburg, OH (US); **Christopher P. Marks**, Pickerington, OH (US); **Paul P. Kolada**, Bexley, OH (US)

(73) Assignee: **American Standard International Inc.**, New York, NY (US)

(**) Term: **14 Years**

(21) Appl. No.: **29/201,269**

(22) Filed: **Mar. 12, 2004**

(51) **LOC (8) Cl.** **23-01**

(52) **U.S. Cl.** **D23/252**

(58) **Field of Search** D23/238-243, D23/245, 250-257; D8/300-322, 350-353, DIG. 3; 16/110.1; 4/675-678; 137/801

(56) **References Cited**

U.S. PATENT DOCUMENTS

D280,009 S * 8/1985 Miller et al. D23/242

D404,470 S * 1/1999 Pitsch et al. D23/252
D405,163 S * 2/1999 Doughty et al. D23/252
D444,853 S * 7/2001 Lord D23/252
D474,671 S * 5/2003 Singtoroj et al. D8/301

* cited by examiner

Primary Examiner—Louis S. Zarfaz

Assistant Examiner—Gregory Andoll

(57) **CLAIM**

The ornamental design for a faucet handle, as shown and described.

DESCRIPTION

FIG. 1 is a perspective view of a faucet handle showing our new design;

FIG. 2 is a top plan view thereof;

FIG. 3 is a front elevational view thereof;

FIG. 4 is a right side elevational view thereof;

FIG. 5 is the left side elevational view thereof;

FIG. 6 is a rear elevational view thereof; and,

FIG. 7 is a bottom plan view thereof.

The broken lines in the Figures are for illustrative purposes only and form no part of the claimed design.

1 Claim, 5 Drawing Sheets




FIG. 1




FIG. 2

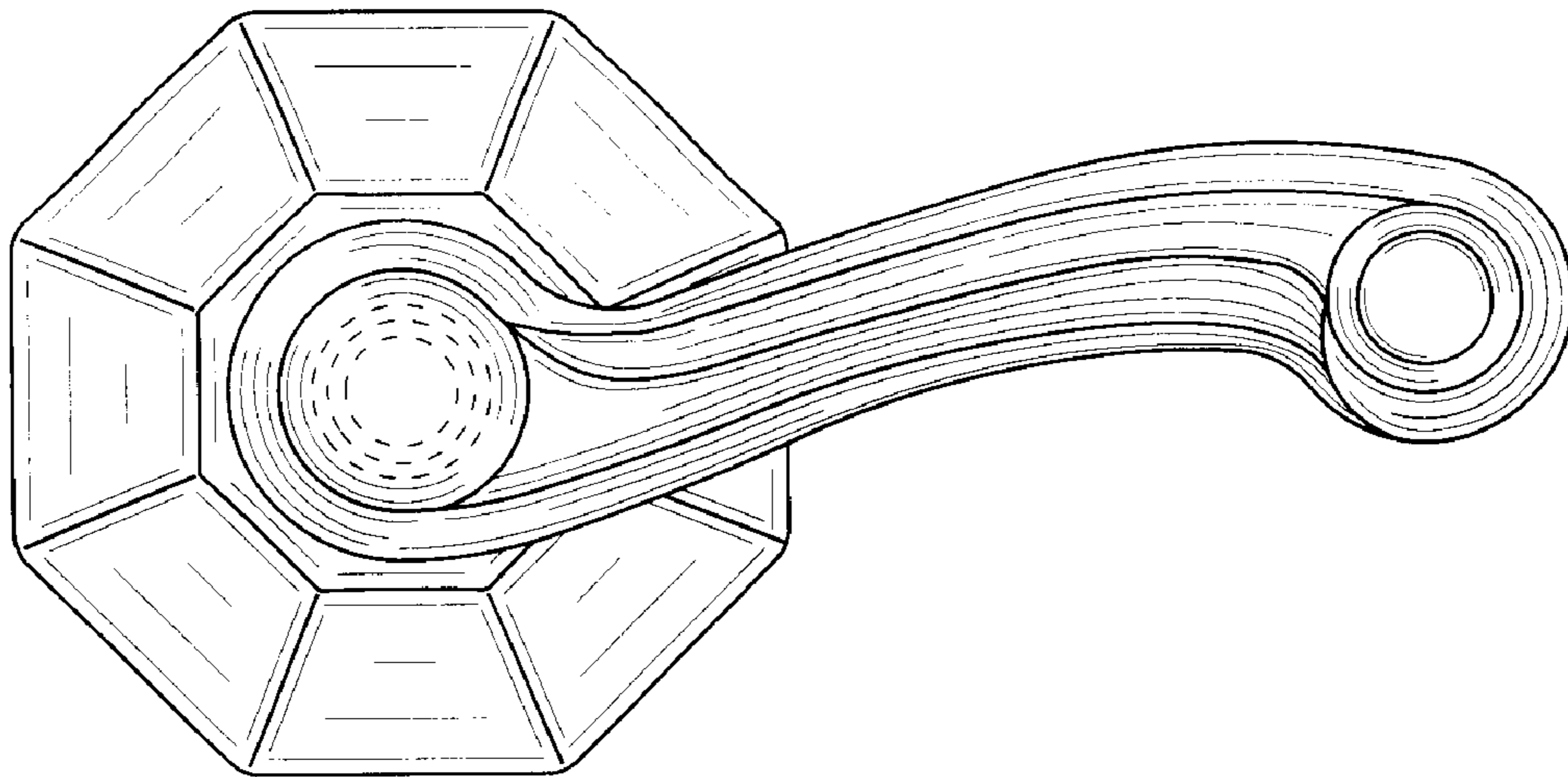


FIG. 3




FIG. 4




FIG. 5

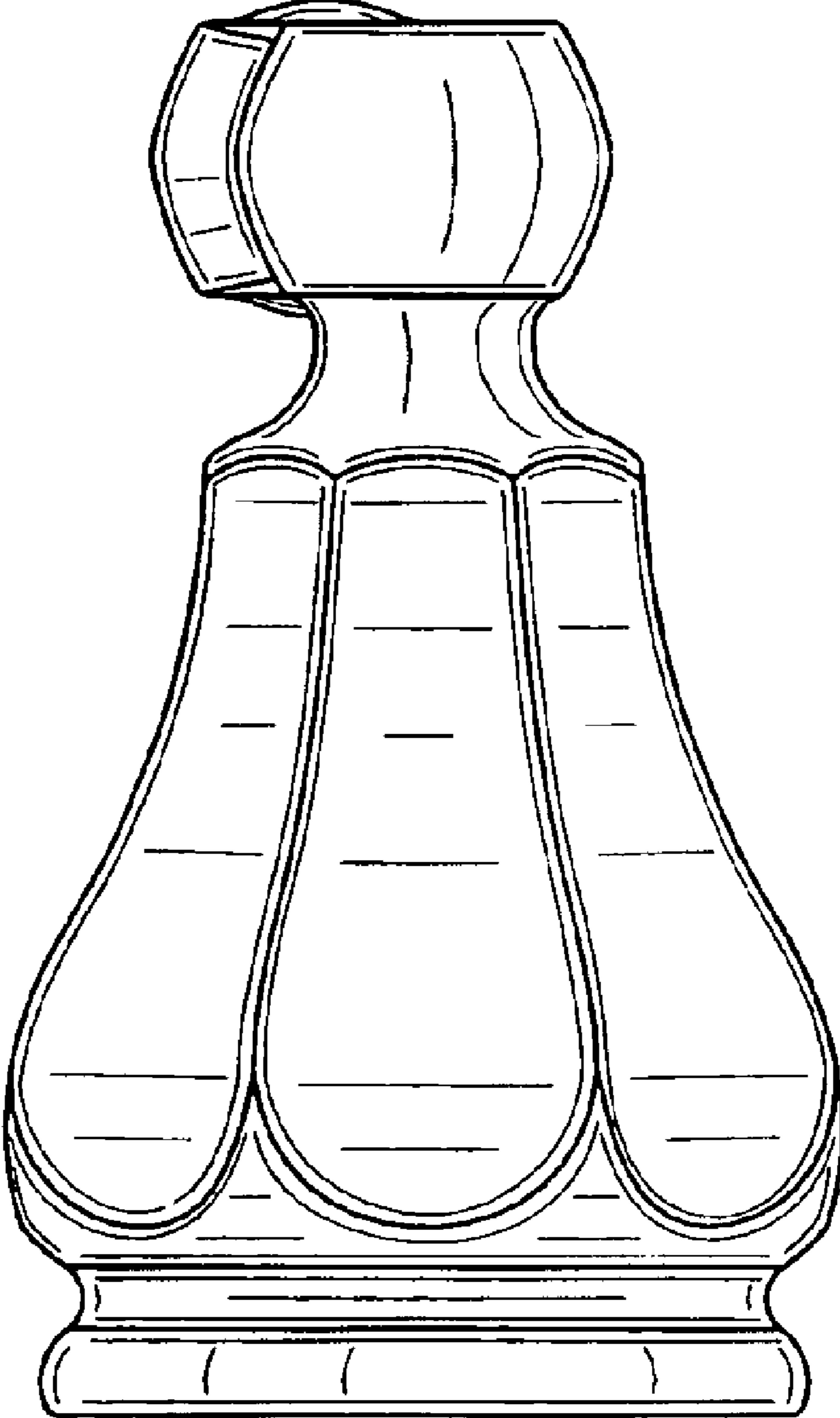


FIG. 6




FIG. 7

