

US00D509558S

(12) **United States Design Patent**
Smith

(10) **Patent No.:** **US D509,558 S**

(45) **Date of Patent:** **** Sep. 13, 2005**

(54) **FISHING ROD HANDLE**

(75) **Inventor:** **M. Scott Smith**, Broken Arrow, OK
(US)

(73) **Assignee:** **W.C. Bradley/Zebco Holdings, Inc.**,
Tulsa, OK (US)

(**) **Term:** **14 Years**

(21) **Appl. No.:** **29/206,623**

(22) **Filed:** **Jun. 1, 2004**

(51) **LOC (8) Cl.** **22-05**

(52) **U.S. Cl.** **D22/142**

(58) **Field of Search** D22/142; 43/20-23

(56) **References Cited**

U.S. PATENT DOCUMENTS

D327,727 S	7/1992	Robbins et al.	D22/142
D329,908 S	* 9/1992	Onishi	D22/142
D336,326 S	6/1993	Chapman	D22/142
D350,804 S	* 9/1994	Park	D22/142
D377,676 S	1/1997	Robbins et al.	D22/138
D400,962 S	* 11/1998	Pingel	D22/142
5,956,884 A	* 9/1999	Goodrich	43/22

D451,578 S	* 12/2001	Champagne	D22/142
D460,517 S	* 7/2002	Lu	D22/142
D470,213 S	2/2003	Smith et al.	D22/138
6,629,382 B2	* 10/2003	Irrgang et al.	43/22

* cited by examiner

Primary Examiner—Catherine R. Oliver

(74) *Attorney, Agent, or Firm*—Fellers, Snider
Blankenship, Bailey & Tippens, P.C.

(57) **CLAIM**

The ornamental design for a fishing rod handle, as shown.

DESCRIPTION

FIG. 1 is a perspective view, of a fishing rod handle showing the new design;

FIG. 2 is a side view thereof;

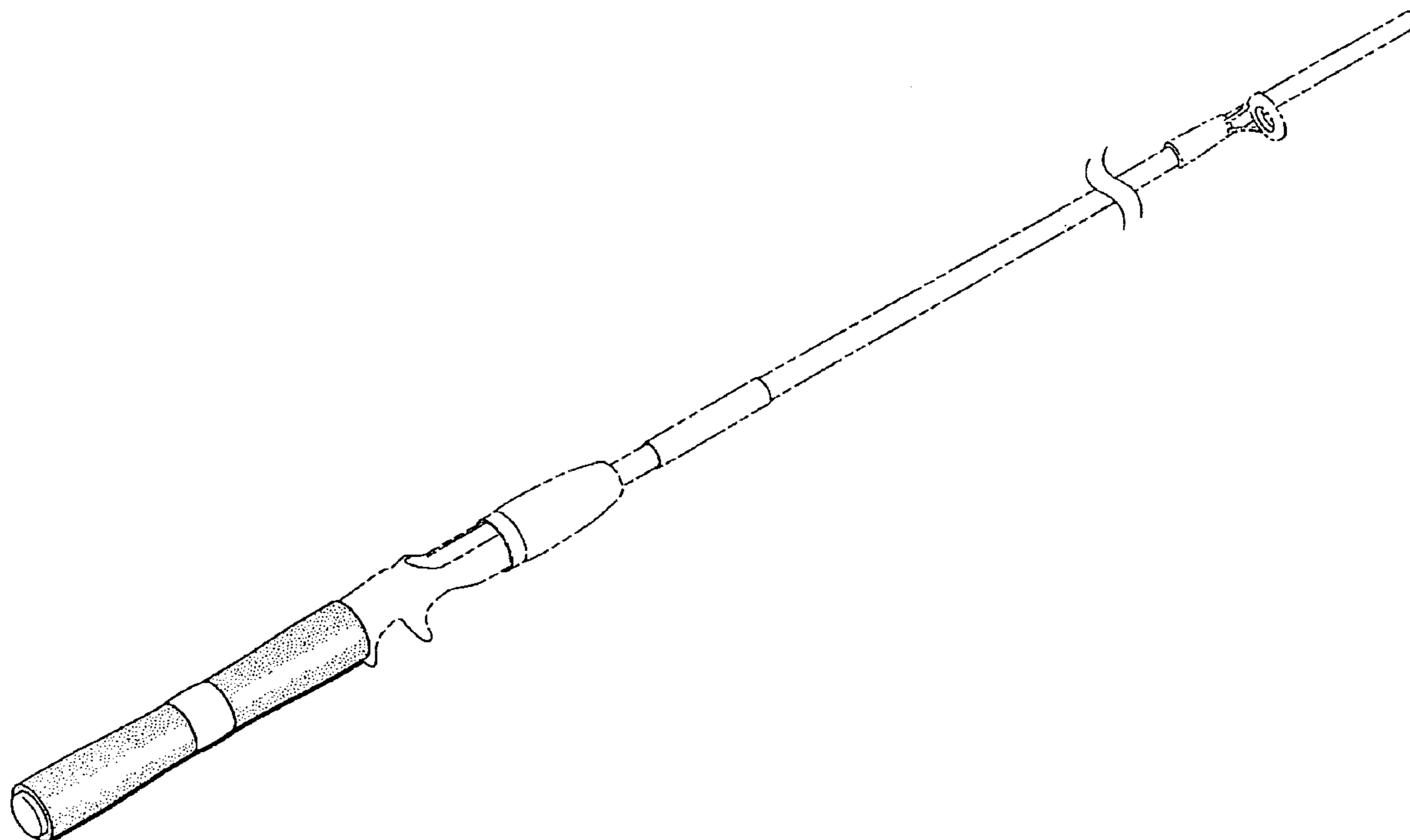
FIG. 3 is a top view thereof;

FIG. 4 is a bottom view thereof; and,

FIG. 5 is a rear view thereof.

The broken lines showing of environment in the drawings are for illustrative purposes only and form no part of the claimed design.

1 Claim, 2 Drawing Sheets



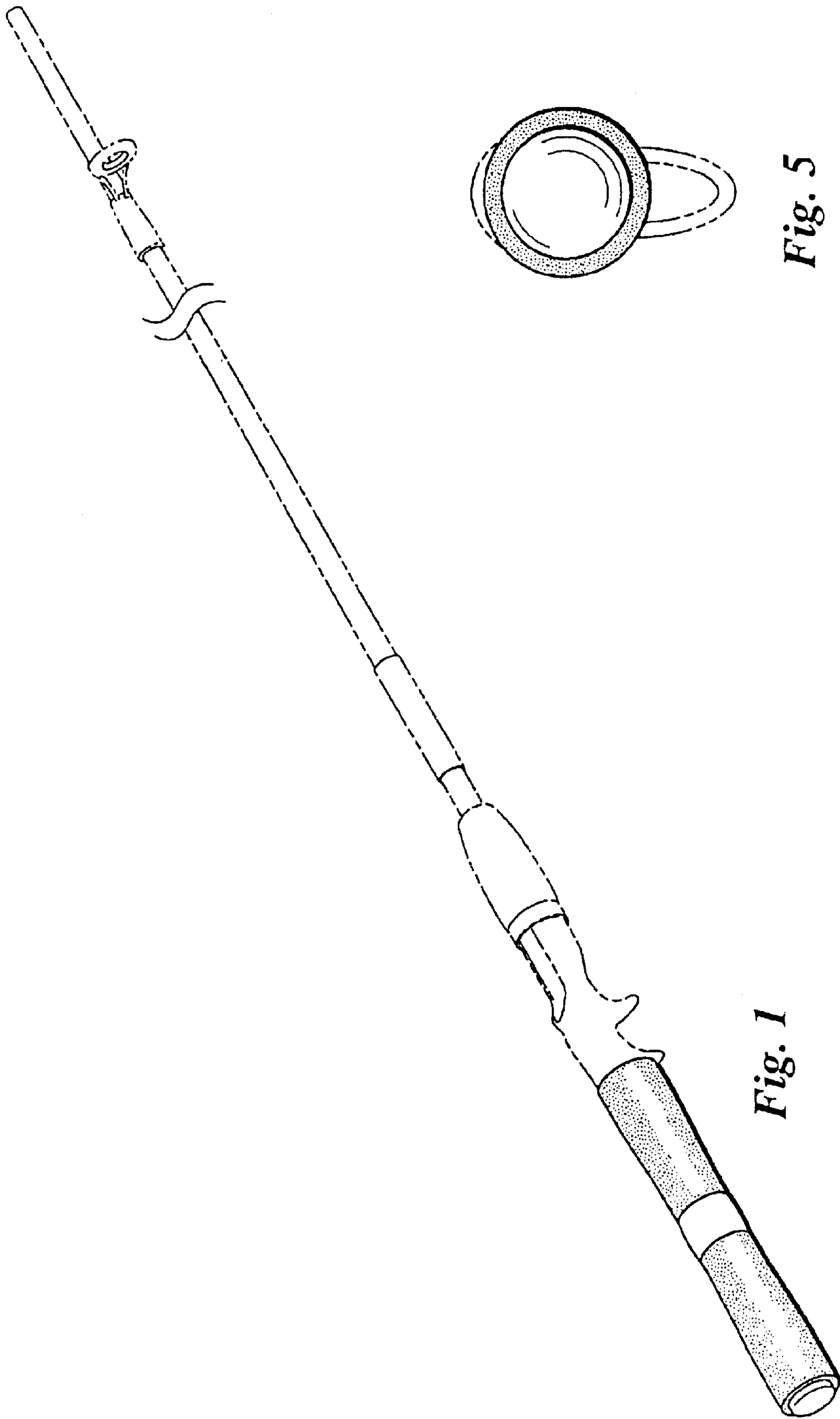


Fig. 1

Fig. 5

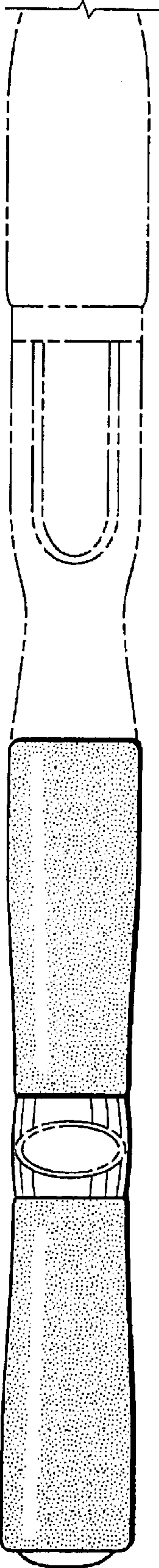


Fig. 3

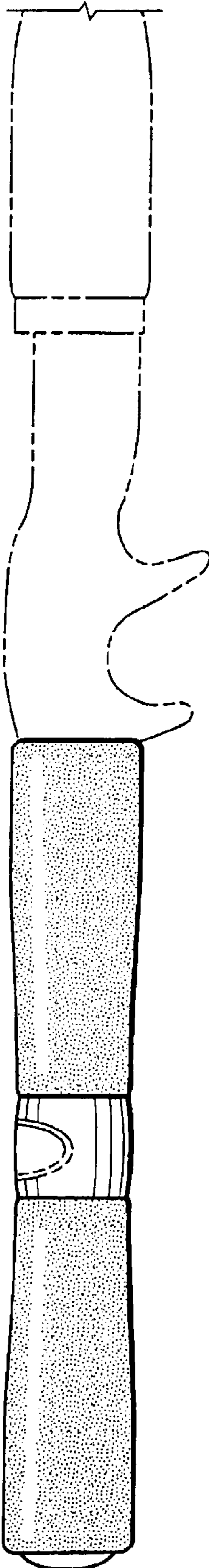


Fig. 2

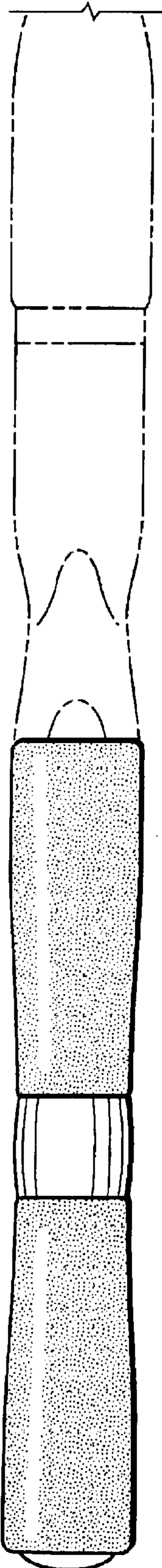


Fig. 4