

US00D509550S

(12) **United States Design Patent** (10) **Patent No.:** **US D509,550 S**
Nishihara (45) **Date of Patent:** **** Sep. 13, 2005**

(54) **BASKETBALL**

(75) Inventor: **Kiyooki Nishihara, Hiroshima (JP)**

(73) Assignee: **Kabushiki Kaisha Molten, Hiroshima (JP)**

(**) Term: **14 Years**

(21) Appl. No.: **29/215,853**

(22) Filed: **Oct. 26, 2004**

(30) **Foreign Application Priority Data**

Aug. 6, 2004 (JP) 2004-023704

(51) **LOC (8) Cl.** **21-02**

(52) **U.S. Cl.** **D21/713**

(58) **Field of Search** D21/707-714;
473/569-614

(56) **References Cited**

U.S. PATENT DOCUMENTS

676,506	A	*	6/1901	Knight et al.	473/268
D234,213	S	*	1/1975	Anderson	D21/713
4,867,452	A	*	9/1989	Finley	473/569
5,820,501	A	*	10/1998	Soofi	473/599
D478,641	S	*	8/2003	Kuehne	D21/713
D484,934	S	*	1/2004	Chang	D21/713
D493,856	S	*	8/2004	Nishihara	D21/713
D495,386	S	*	8/2004	Bryant et al.	D21/713
D498,803	S	*	11/2004	Nishihara	D21/713

OTHER PUBLICATIONS

Spalding 1975 Retail Catalog, p. 80: item No. 61-245.*
Soccer is Our World product line brochure for Comet Sports and Astre—articles (undated).*
Regent (R) The Name in Games(TM), undated, p. 23: item Nos. 71975 & 91910.*

Related U.S. Appl. No. 29/215,844, filed Oct. 26, 2004; Inventor: K. Nishihara.

Related U.S. Appl. No. 29/215,845, filed Oct. 26, 2004; Inventor: K. Nishihara.

Related U.S. Appl. No. 29/215,846, filed Oct. 26, 2004; Inventor: K. Nishihara.

Related U.S. Appl. No. 29/215,847, filed Oct. 26, 2004; Inventor: K. Nishihara.

Related U.S. Appl. No. 29/215,848, filed Oct. 26, 2004; Inventor: K. Nishihara.

Related U.S. Appl. No. 29/215,852, filed Oct. 26, 2004; Inventor: K. Nishihara.

* cited by examiner

Primary Examiner—Catherine Tuttle

(74) *Attorney, Agent, or Firm*—Frishauf, Holtz, Goodman & Chick, P.C.

(57) **CLAIM**

The ornamental design for a basketball, as shown and described.

DESCRIPTION

The patent or application file contains at least one drawing executed in color. Copies of this patent or patent application publication with color drawings will be provided by the Office upon request and payment of the necessary fee.

FIG. 1 is a front view of a basketball showing my new design;

FIG. 2 is a back view thereof;

FIG. 3 is a top plan view thereof, the bottom plan view being symmetrical to the top plan view;

FIG. 4 is a right side view thereof; the left side view being symmetrical to the right side view; and,

FIG. 5 is a perspective view thereof.

1 Claim, 3 Drawing Sheets

(3 of 3 Drawing Sheet(s) Filed in Color)



FIG. 1

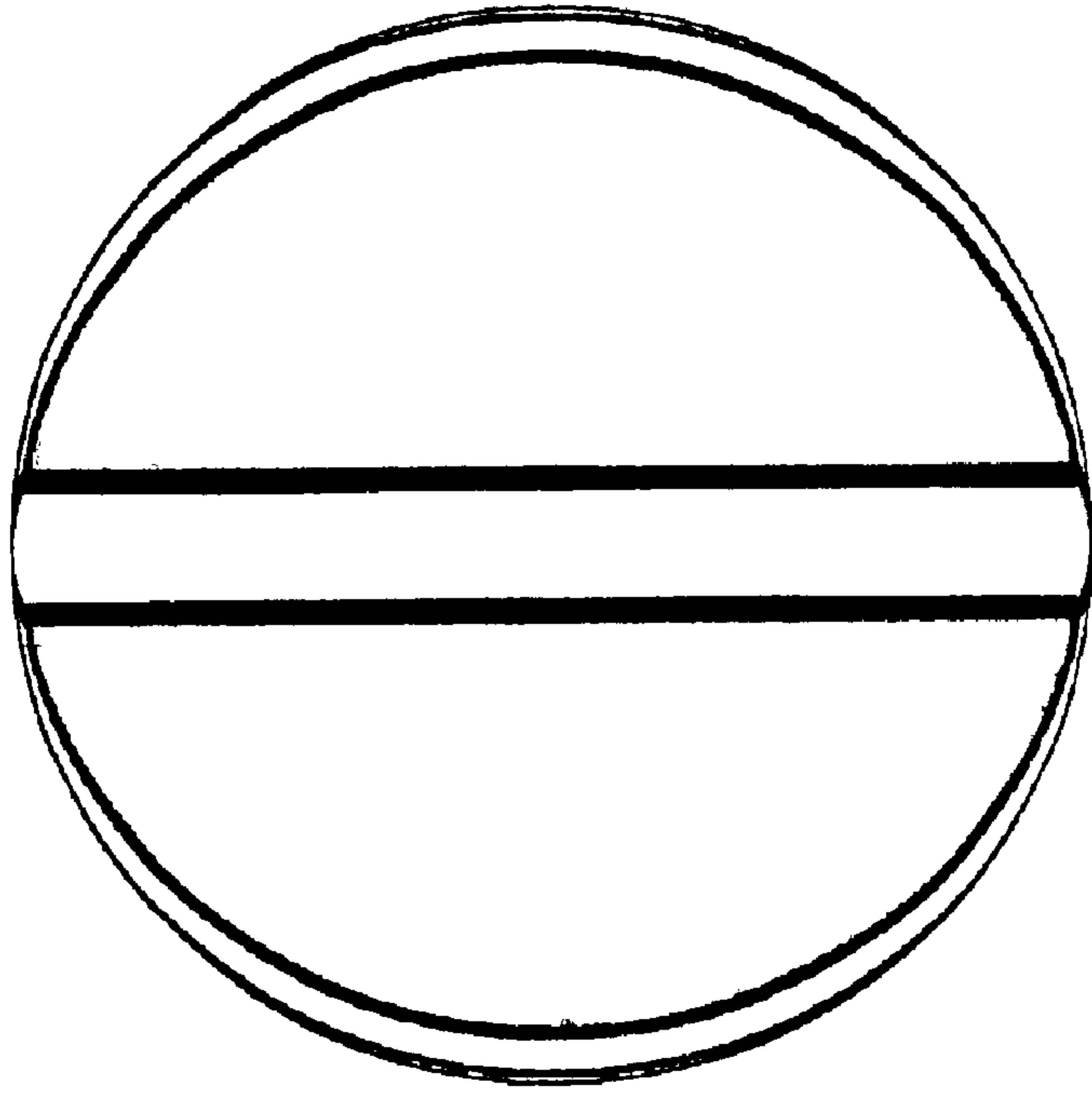


FIG. 2

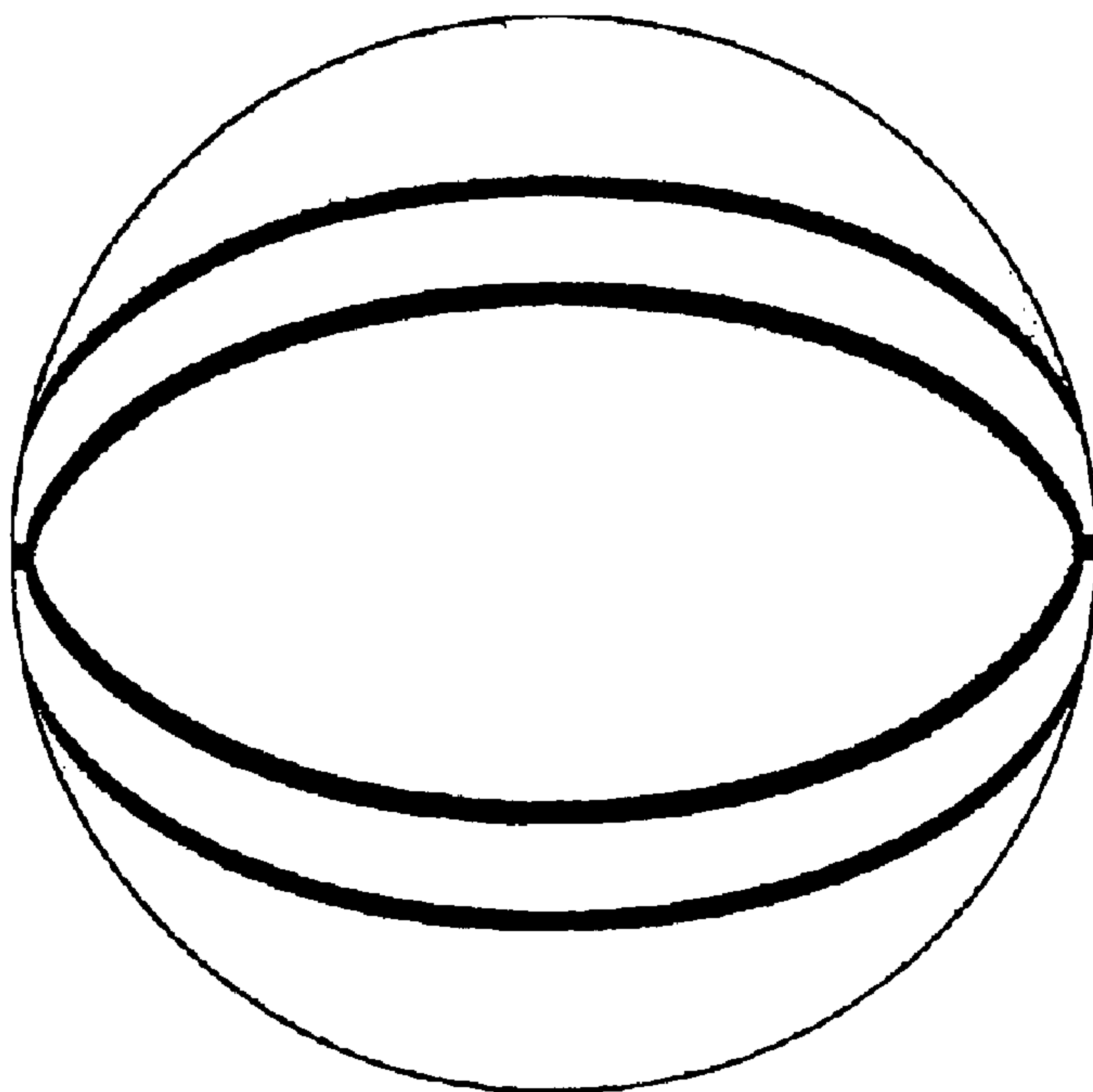


FIG. 3

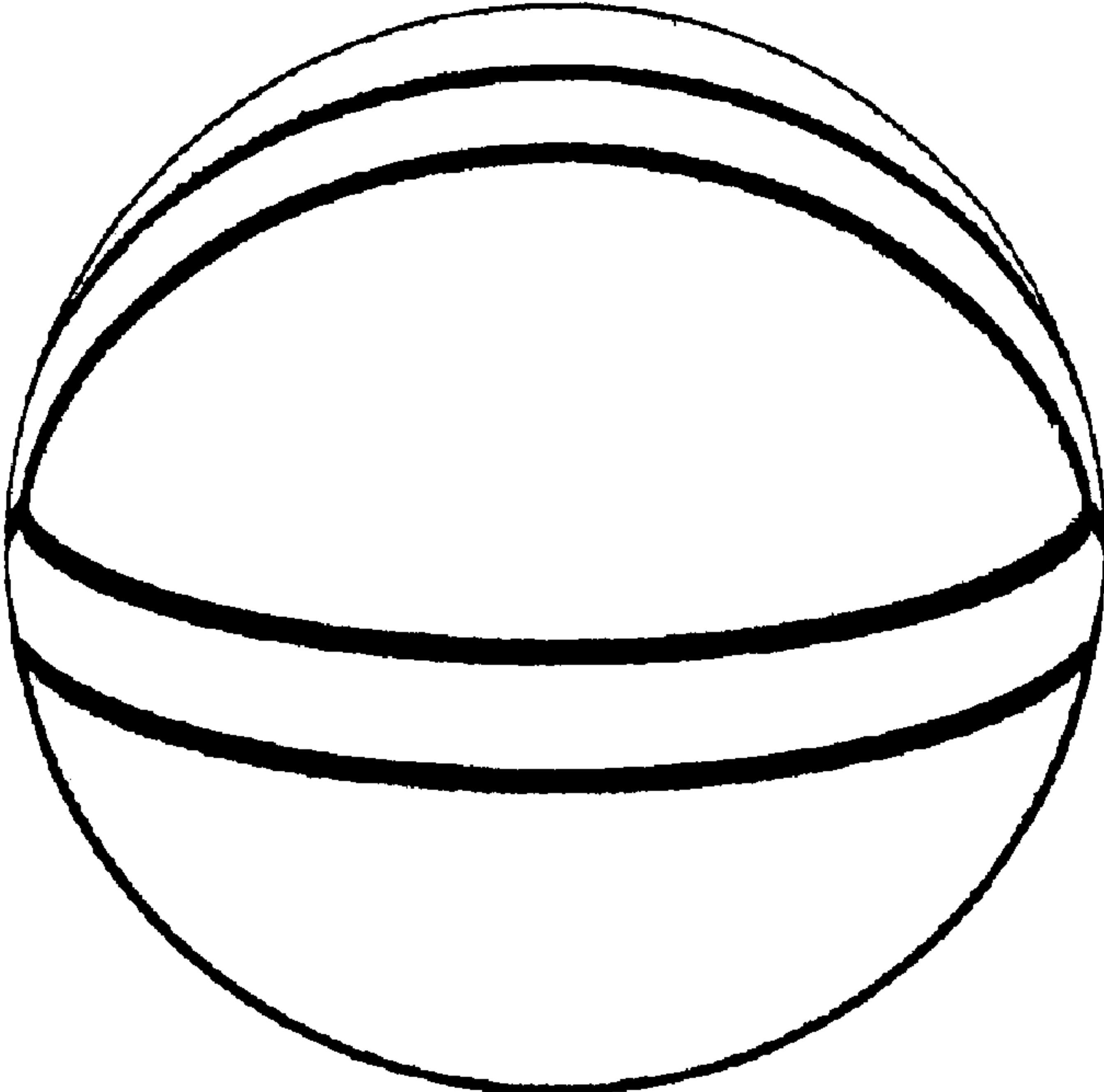


FIG. 4

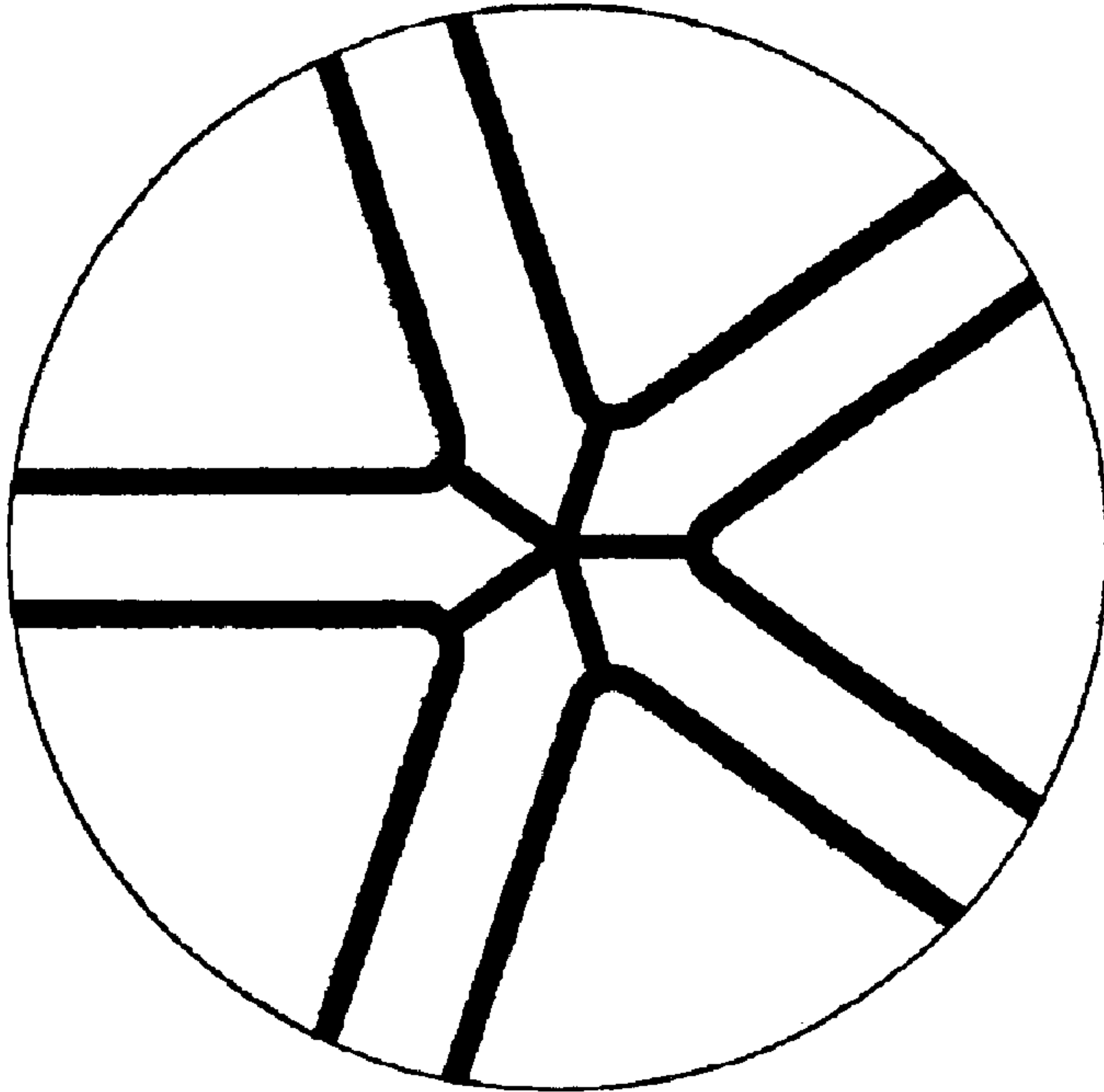


FIG. 5

