

US00D509538S

(12) **United States Design Patent**
Yeh

(10) **Patent No.:** **US D509,538 S**

(45) **Date of Patent:** **** Sep. 13, 2005**

(54) **PEN**

(76) **Inventor:** **Kun-Tsai Yeh**, No. 68, Alley 42, Lane 338, Sec. 3, Tung-Men Rd., Tainan (TW)

(**) **Term:** **14 Years**

(21) **Appl. No.:** **29/220,495**

(22) **Filed:** **Dec. 30, 2004**

(51) **LOC (8) Cl.** **19-06**

(52) **U.S. Cl.** **D19/46; D19/47**

(58) **Field of Search** D19/35, 36, 41-51, D19/53-58, 81-85; D3/208-211; 401/6, 7, 88, 99-102, 103-106, 107-110, 111-117, 209, 29-34; D8/98, 99

(56) **References Cited**

U.S. PATENT DOCUMENTS

2,896,576	A	*	7/1959	Baer	401/195
3,257,991	A	*	6/1966	Mosch	401/195
4,081,217	A	*	3/1978	Klaber	401/131
4,149,812	A	*	4/1979	Huffman, Jr.	401/6
4,317,638	A	*	3/1982	Klaber	401/195
4,833,902	A	*	5/1989	Mori	401/52

D310,449	S	*	9/1990	Agrippino	D3/208
6,264,389	B1	*	7/2001	Ducharme	401/195
D469,806	S	*	2/2003	Chan	D19/46
D498,259	S	*	11/2004	Kung	D19/46

* cited by examiner

Primary Examiner—Martie K. Holtje

(74) *Attorney, Agent, or Firm*—Alan D. Kamrath; Nikolai & Mersereau, P.A.

(57) **CLAIM**

The ornamental design for a pen, as shown and described.

DESCRIPTION

FIG. 1 is a perspective view of a pen, showing my new design;

FIG. 2 is a front view thereof;

FIG. 3 is a rear view thereof;

FIG. 4 is a left view thereof;

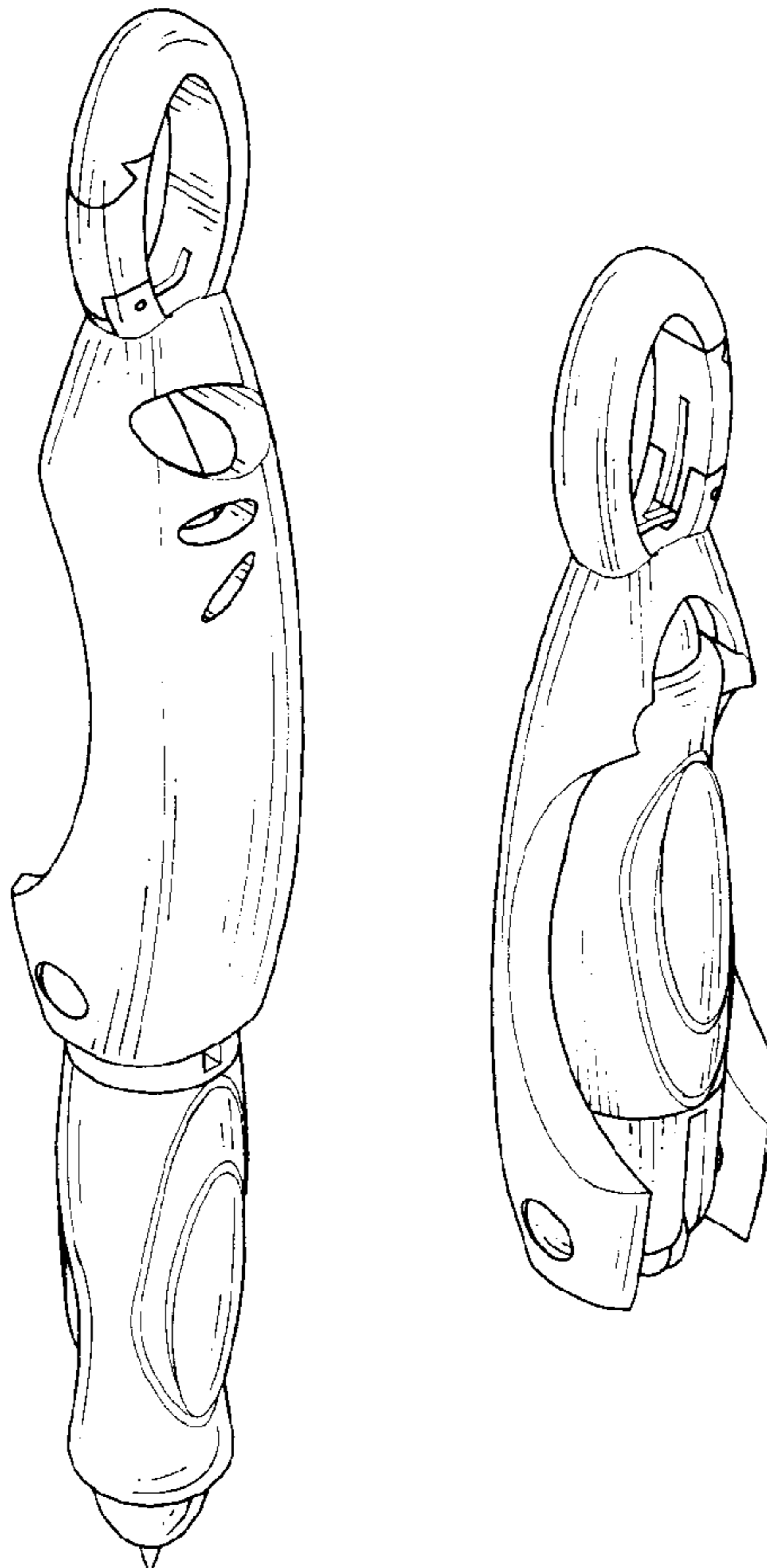
FIG. 5 is a right view thereof;

FIG. 6 is a top view thereof;

FIG. 7 is a bottom view thereof; and,

FIG. 8 is a perspective view of the pen with an upper case into which a pen barrel is folded.

1 Claim, 5 Drawing Sheets






FIG.1




FIG. 2

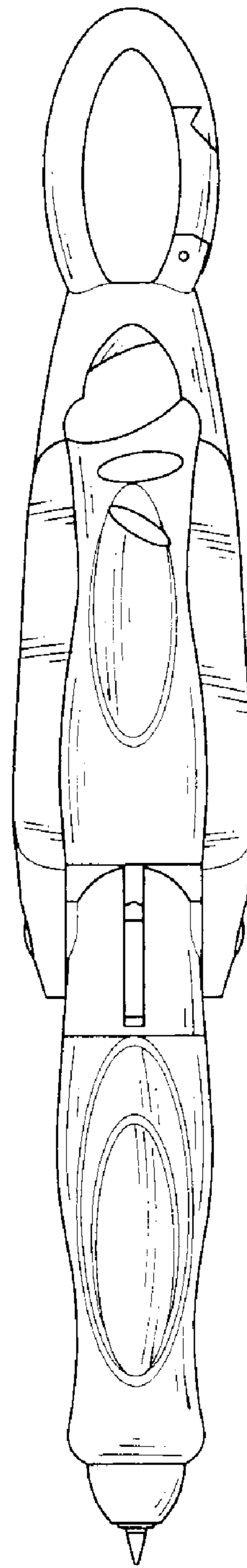


FIG. 3

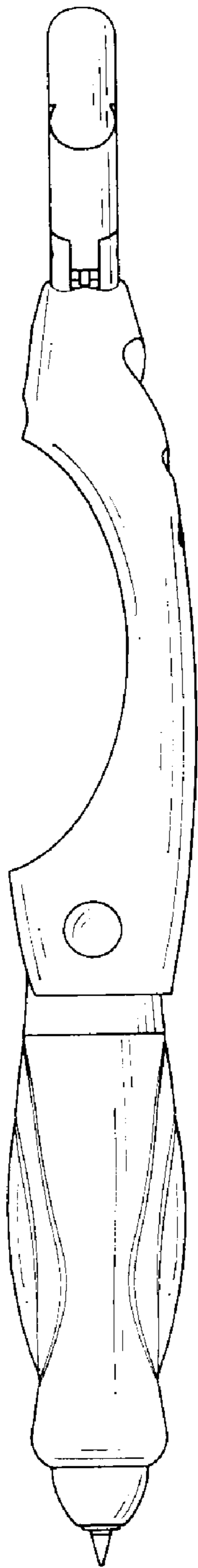


FIG. 4

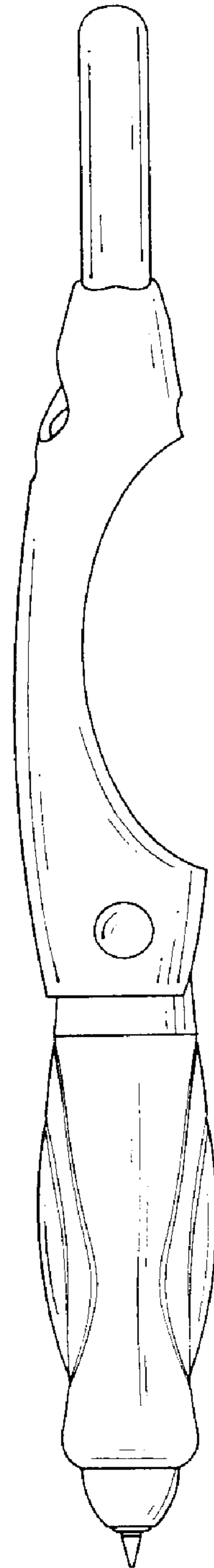


FIG. 5

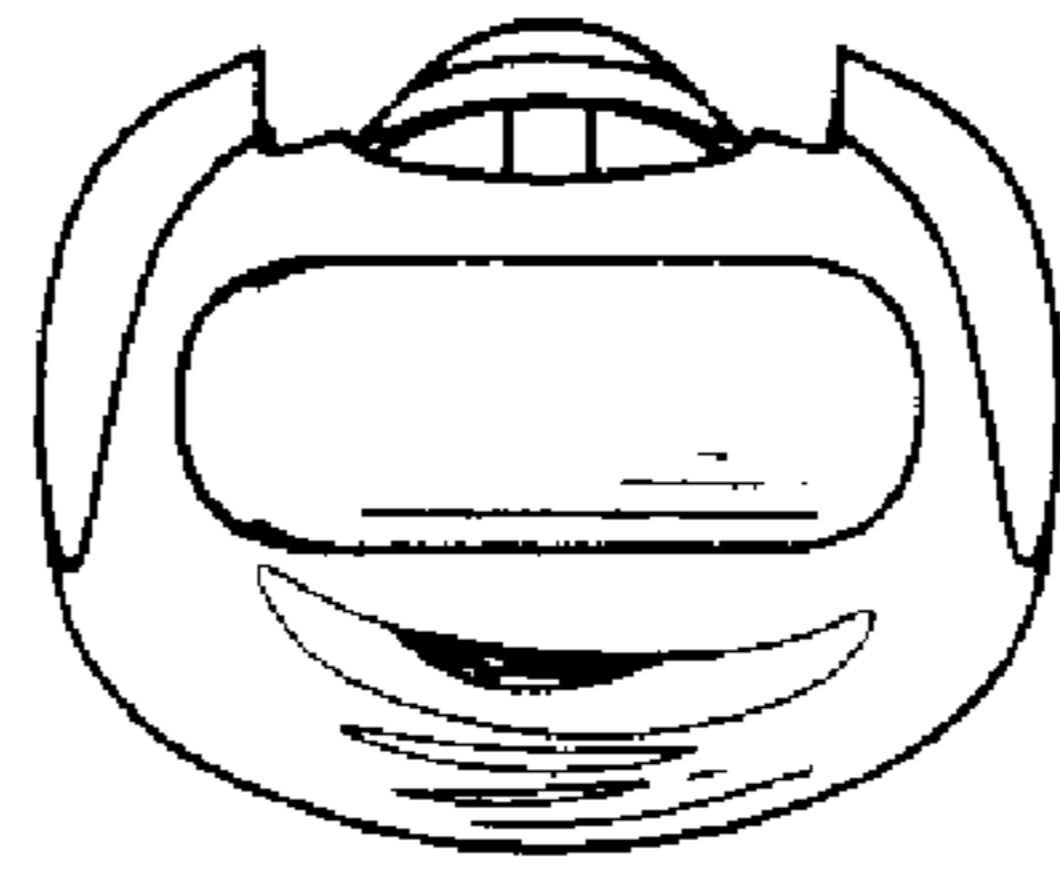


FIG. 6

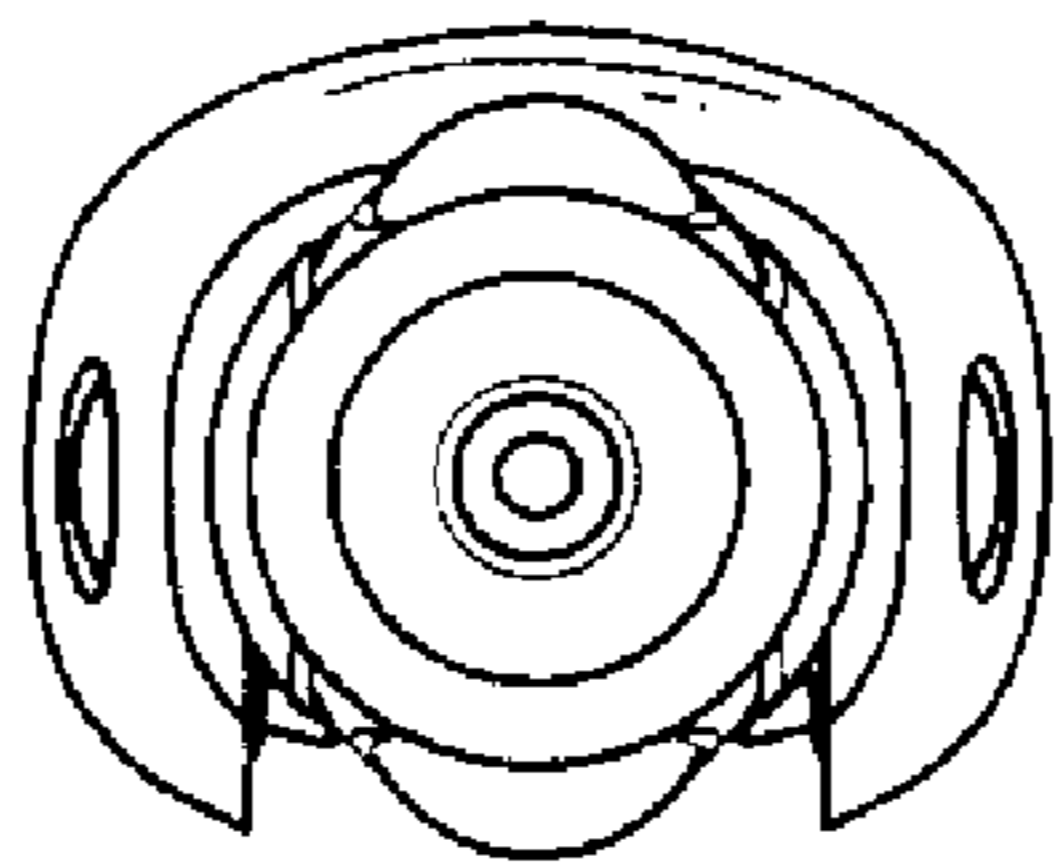


FIG. 7



FIG.8