

US00D509536S

(12) **United States Design Patent**  
**Nishida**

(10) **Patent No.:** **US D509,536 S**

(45) **Date of Patent:** **\*\* Sep. 13, 2005**

(54) **BALLPOINT PEN**

(75) **Inventor:** **Tsuyoshi Nishida**, Shinagawa-ku (JP)

(73) **Assignee:** **Mitsubishi Pencil Co., Ltd.**, Tokyo (JP)

(\*\*) **Term:** **14 Years**

(21) **Appl. No.:** **29/214,908**

(22) **Filed:** **Oct. 13, 2004**

(30) **Foreign Application Priority Data**

Apr. 15, 2004 (JP) ..... 2004-011566

(51) **LOC (8) Cl.** ..... **19-06**

(52) **U.S. Cl.** ..... **D19/43; D19/55; D19/56**

(58) **Field of Search** ..... **D19/35, 36, 41-45, D19/53-58, 81-85; 401/6, 7, 88, 98, 196, 198, 202, 209, 213, 243-247, 262; 24/10 R, 11 R, 11 P, 11 PP**

*Primary Examiner*—Martie K. Holtje

(74) *Attorney, Agent, or Firm*—Foley & Lardner LLP

(57) **CLAIM**

The ornamental design for a ballpoint pen, as shown and described.

**DESCRIPTION**

FIG. 1 is a front perspective view of a ballpoint pen showing my new design;

FIG. 2 is a front view thereof;

FIG. 3 is a left side elevational view thereof; the right side elevational view being a mirror image of the left side;

FIG. 4 is a rear view thereof;

FIG. 5 is a top plan view thereof;

FIG. 6 is a bottom plan view thereof;

FIG. 7 is a front perspective view thereof in open position; and,

FIG. 8 is a rear perspective view thereof in open position.

**1 Claim, 2 Drawing Sheets**



Fig.1

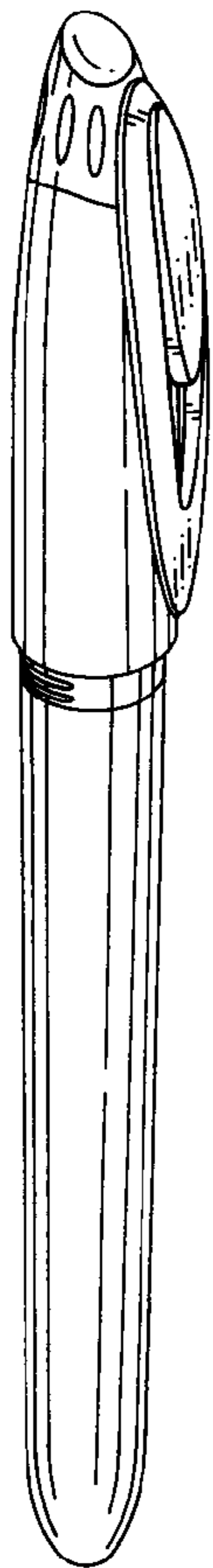


Fig.2

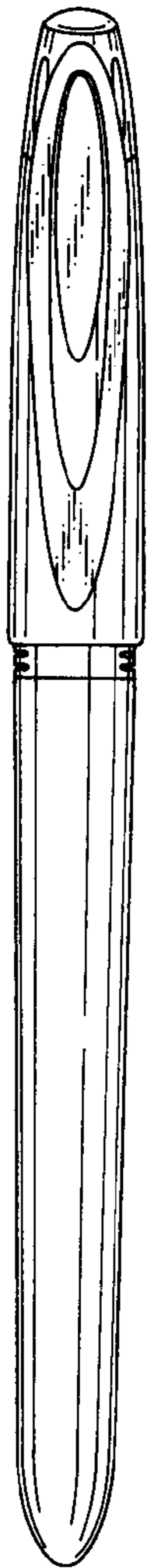


Fig.3

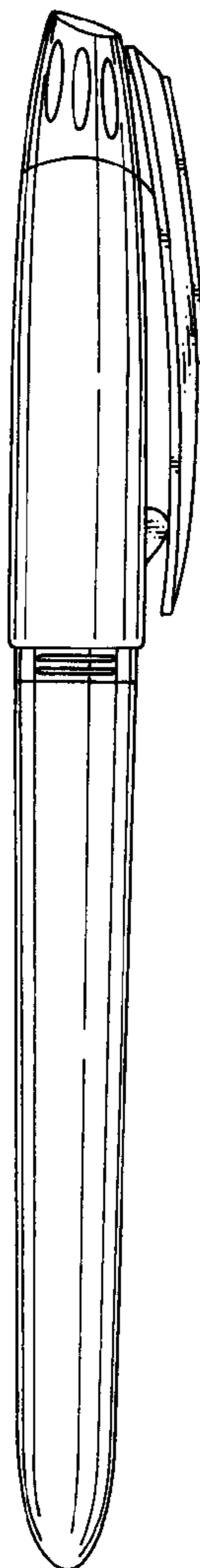


Fig.4

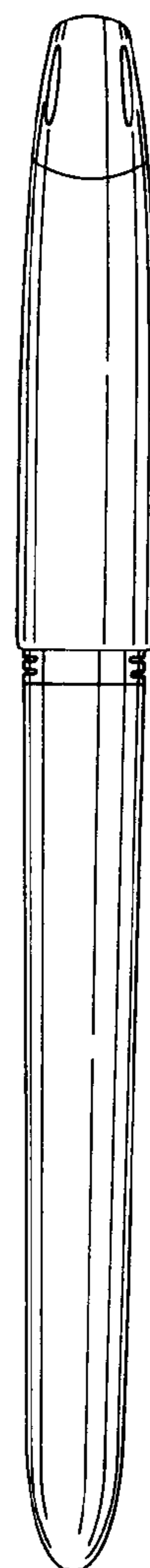


Fig.7

Fig.8

Fig.5

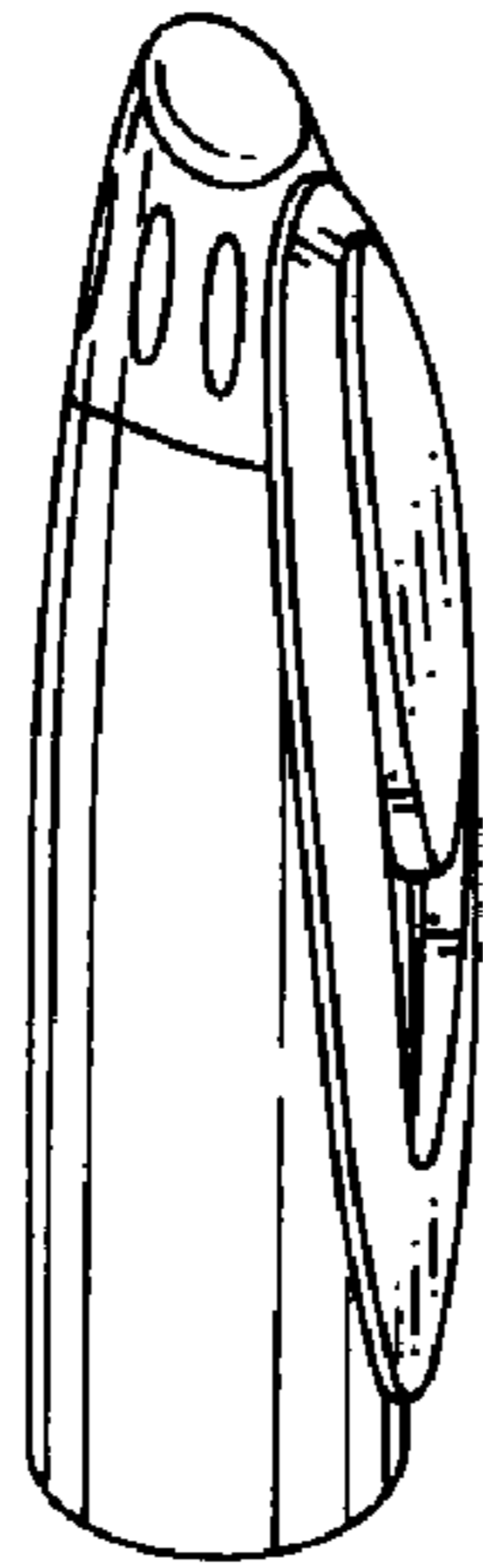
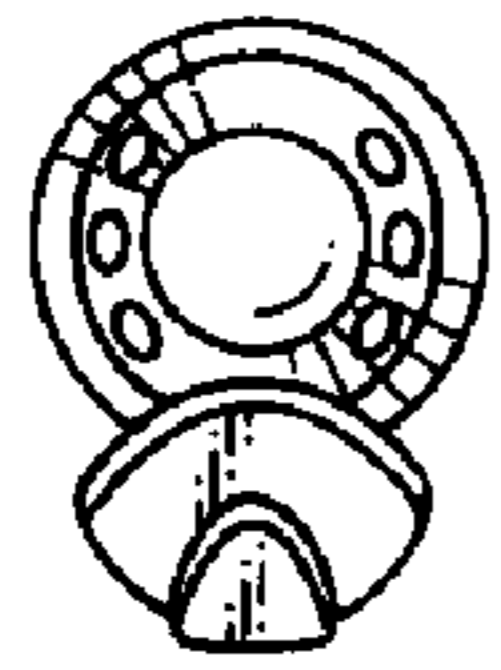


Fig.6

