

US00D509507S

(12) **United States Design Patent**
Myles et al.

(10) **Patent No.: US D509,507 S**
(45) **Date of Patent: ** Sep. 13, 2005**

(54) **COMBINATION SCANNER, AND CAMERA**

(75) Inventors: **Ian Myles**, Sunnyvale, CA (US);
Jordan Nollman, San Francisco, CA
(US); **Brett Lovelady**, Saratoga, CA
(US); **Sam Lucente**, San Francisco, CA
(US); **Shizunori S. Kobara**, Foster
City, CA (US); **John Guenther**, Aptos,
CA (US)

(73) Assignee: **Hewlett-Packard Development
Company, L.P.**, Houston, TX (US)

(**) Term: **14 Years**

(21) Appl. No.: **29/207,107**

(22) Filed: **Jun. 7, 2004**

(51) **LOC (8) Cl.** **14-02**

(52) **U.S. Cl.** **D14/420**

(58) **Field of Search** D14/420, 423;
D15/144; D16/208, 214, 232; D18/37, 39,
45; 250/582; 235/435, 454, 462.01, 462.11,
462.13, 462.24, 462.32; D24/186, 158

(56) **References Cited**

U.S. PATENT DOCUMENTS

D256,127 S * 7/1980 Overman D18/36
D264,581 S * 5/1982 Mobius D13/101

4,766,297 A * 8/1988 McMillan 235/462.07
5,140,141 A * 8/1992 Inagaki et al. 235/462.43
D364,388 S * 11/1995 Miyahara D14/423
D386,157 S * 11/1997 Hasegawa D14/423
D399,192 S * 10/1998 Hasegawa D14/423
D411,833 S * 7/1999 Iwakawa et al. D14/423
D426,239 S * 6/2000 Adachi D14/420
D436,612 S * 1/2001 Geng D16/232
2002/0106137 A1 * 8/2002 Chen et al. 382/321

* cited by examiner

Primary Examiner—Stella Reid
Assistant Examiner—Susan Moon Lee

(74) *Attorney, Agent, or Firm*—Lloyd E. Dakin, Jr.

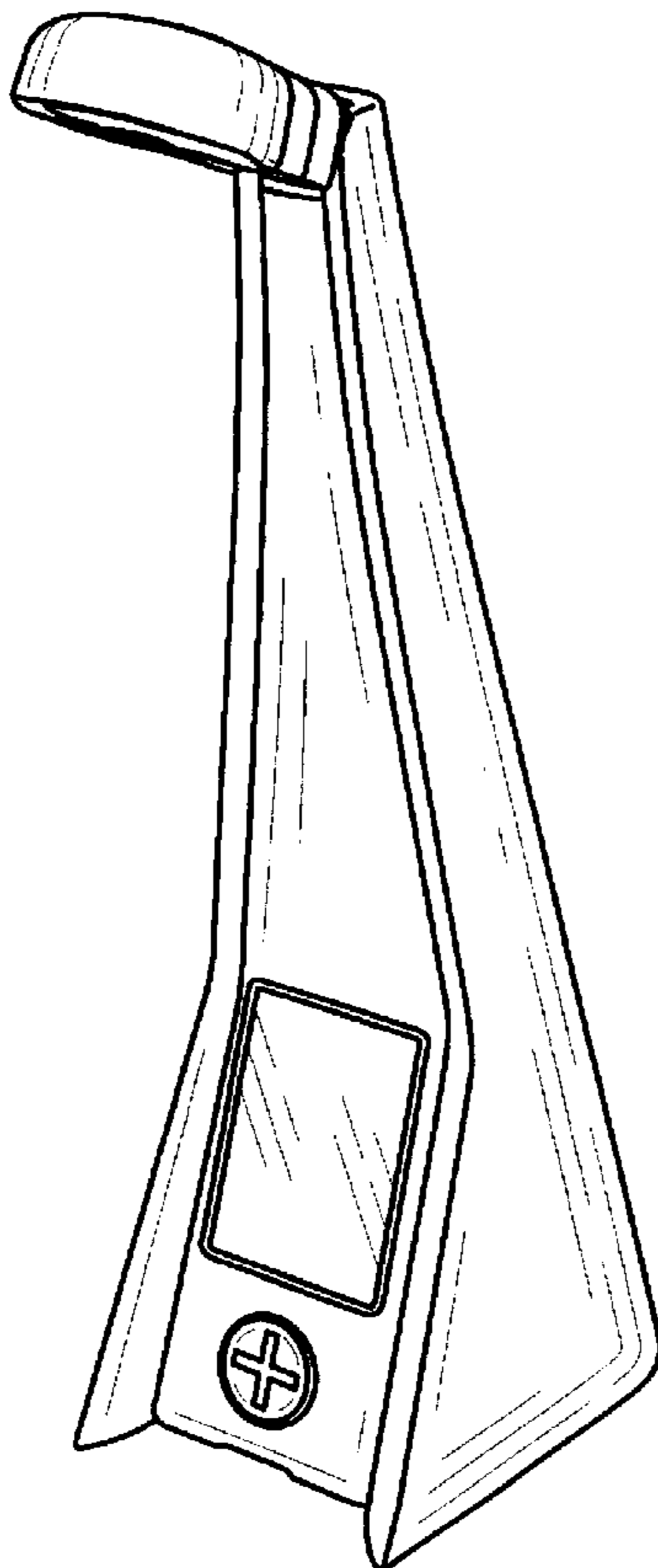
(57) **CLAIM**

The ornamental design for a combination scanner, and camera, as shown and described.

DESCRIPTION

FIG. 1 is a perspective view of a combination scanner, and camera showing the new design;
FIG. 2 is a front elevation view thereof;
FIG. 3 is a rear elevation view thereof;
FIG. 4 is a left side elevation view thereof;
FIG. 5 is a right side elevation view thereof;
FIG. 6 is a top plan view thereof; and,
FIG. 7 is a bottom plan view thereof.

1 Claim, 3 Drawing Sheets



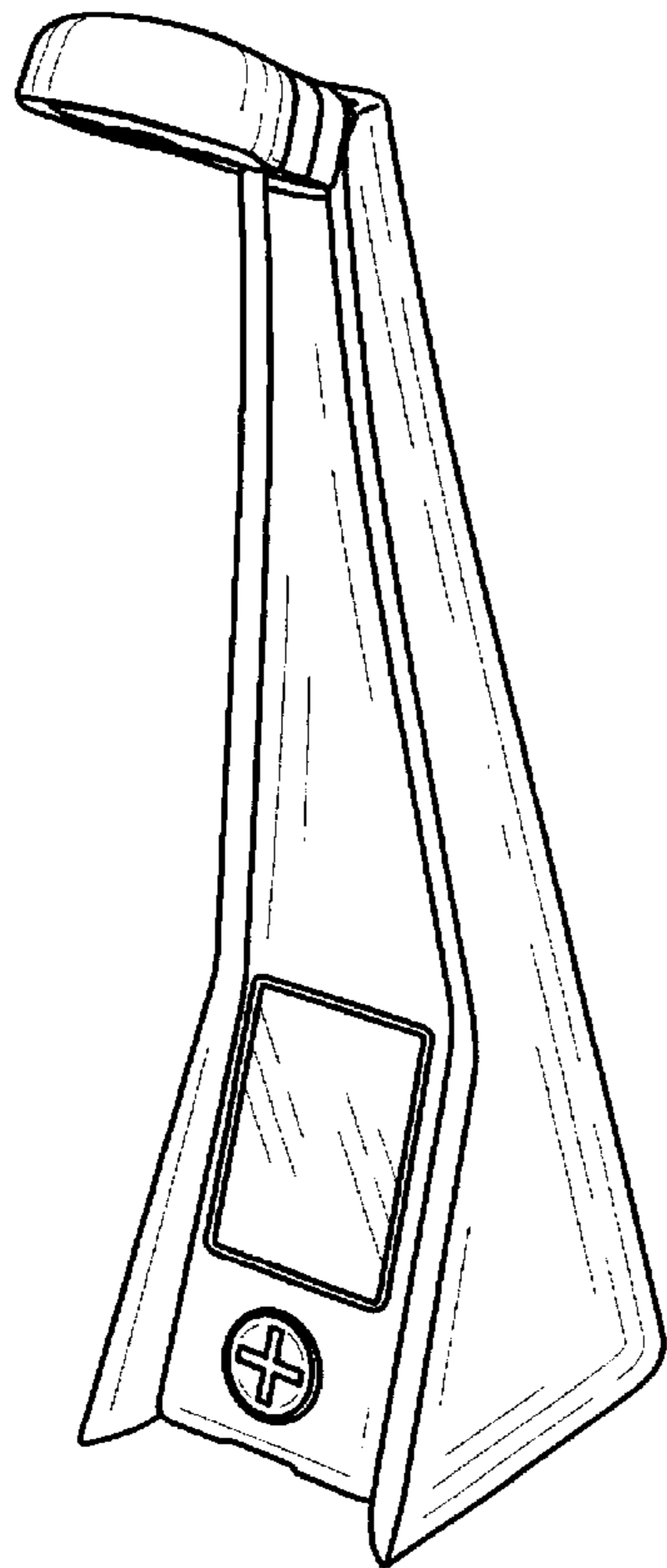


FIG. 1

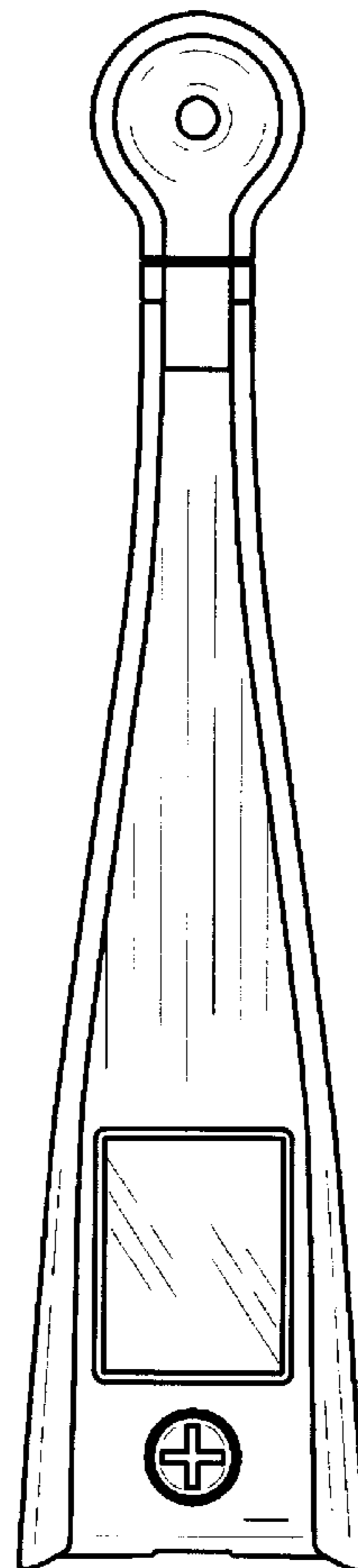


FIG. 2

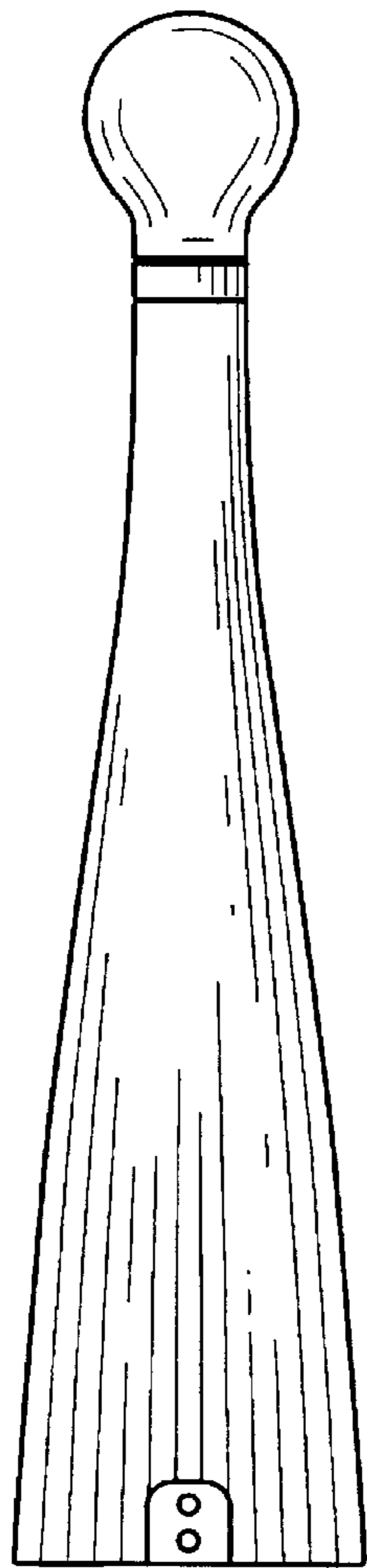


FIG. 3

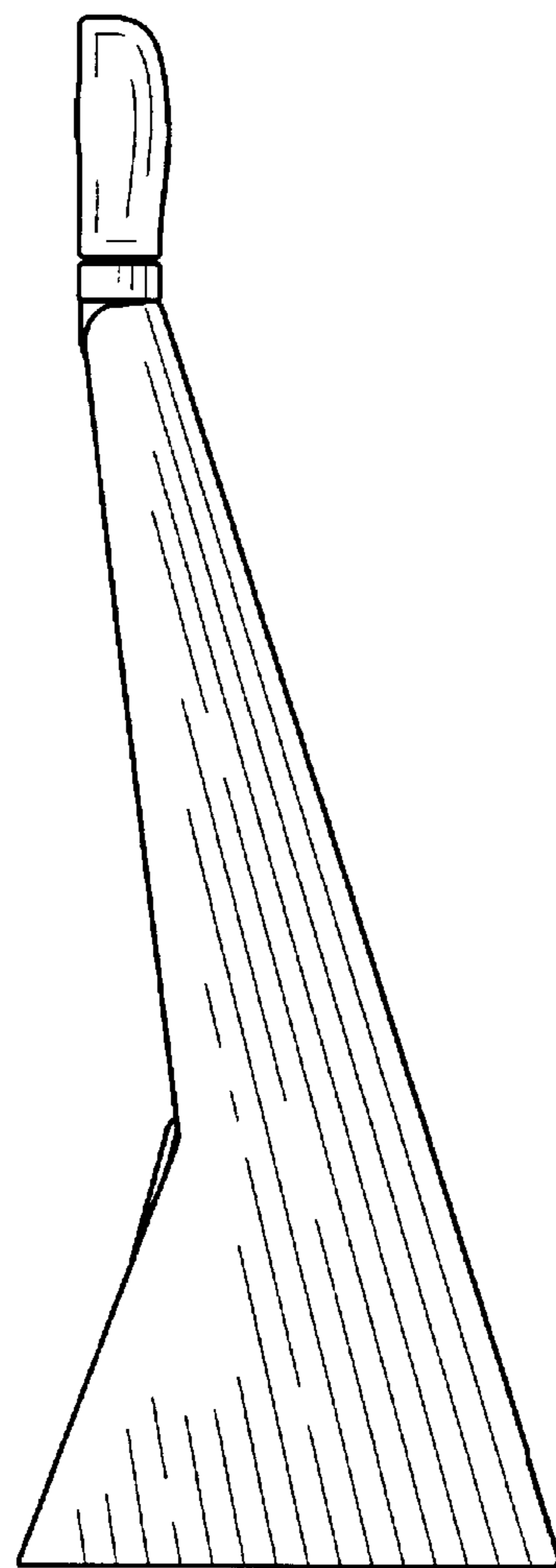


FIG. 4

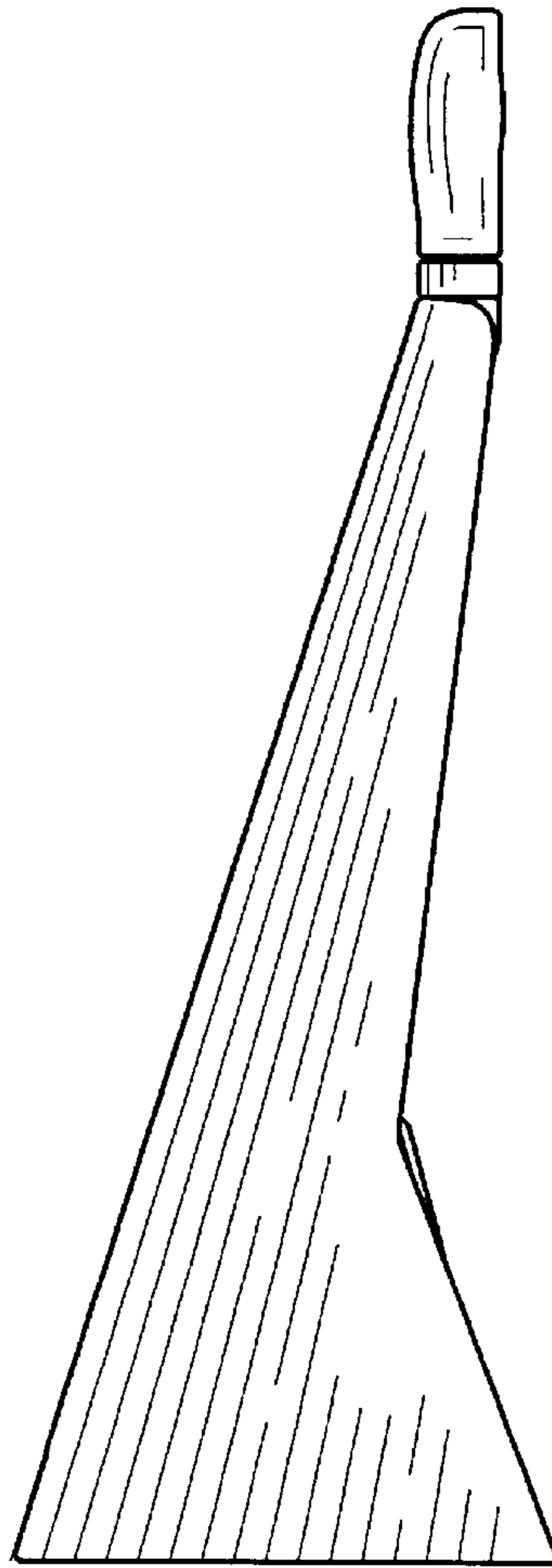


FIG. 5

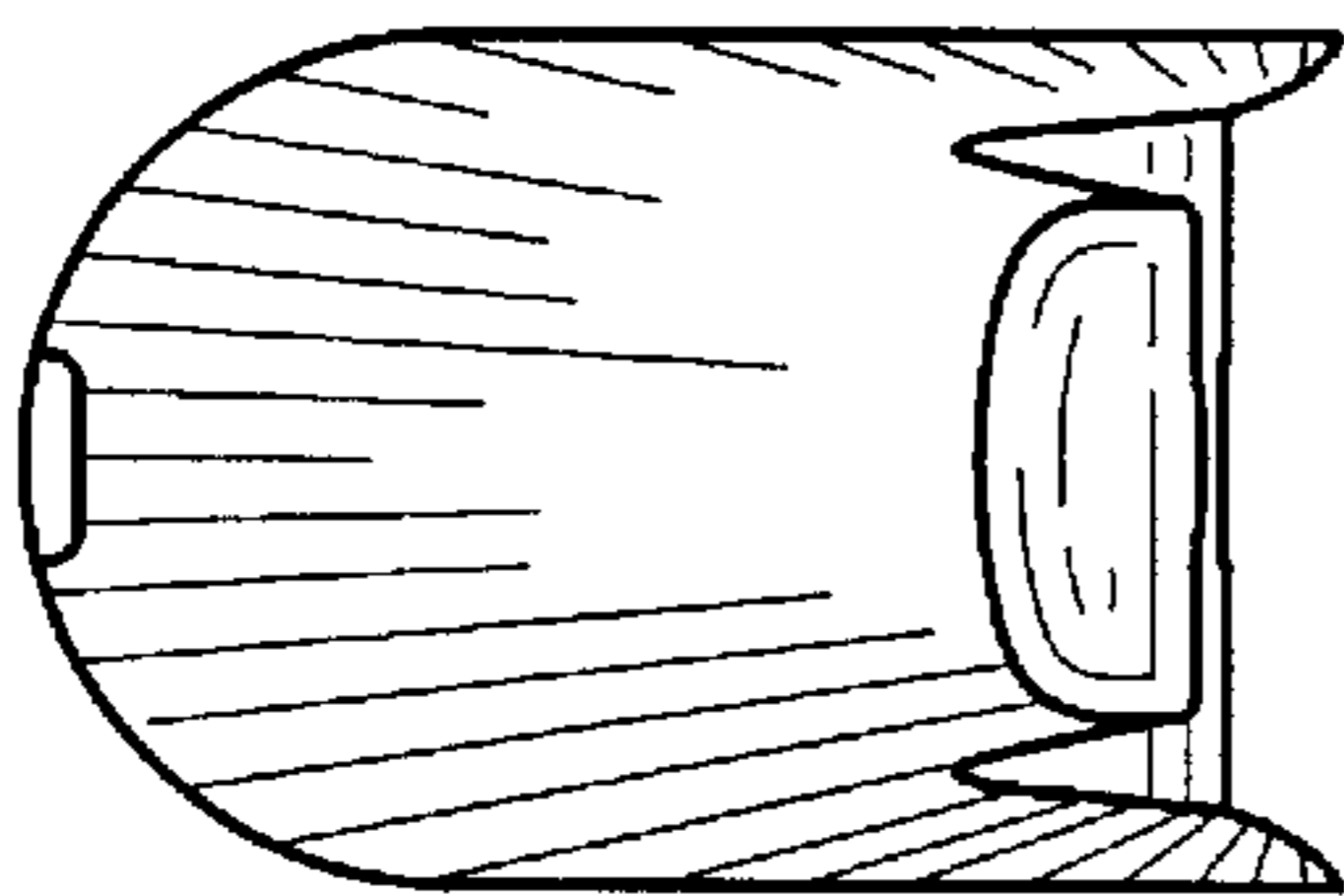


FIG. 6




FIG. 7